


SEATTLE Seahawks '96



MEDIA GUIDE



1996 SEATTLE SEAHAWKS SCHEDULE (Seattle Time Listed)

PRESEASON

Sat.	Aug. 3	Atlanta Falcons	7:00 p.m.	KING
Thurs.	Aug. 8	at Oakland Raiders	5:00 p.m.	KING
Sat.	Aug. 17	at Indianapolis Colts	4:00 p.m.	KING
Fri.	Aug. 23	San Francisco 49ers	7:00 p.m.	KING

REGULAR SEASON

Sun.	Sept. 1	at San Diego Chargers	1:00 p.m.	NBC
Sun.	Sept. 8	Denver Broncos	1:00 p.m.	NBC
Sun.	Sept. 15	Kansas City Chiefs	1:00 p.m.	NBC
Sun.	Sept. 22	at Tampa Bay Buccaneers	10:00 a.m.	NBC
Sun.	Sept. 29	Green Bay Packers	1:00 p.m.	FOX
Sun.	Oct. 6	at Miami Dolphins	10:00 a.m.	NBC
Sun.	Oct. 13	BYE		
Thurs.	Oct. 17	at Kansas City Chiefs	5:00 p.m.	TNT
Sun.	Oct. 27	San Diego Chargers	1:00 p.m.	NBC
Sun.	Nov. 3	Houston Oilers	1:00 p.m.	NBC
Sun.	Nov. 10	Minnesota Vikings	1:00 p.m.	FOX
Sun.	Nov. 17	at Detroit Lions	10:00 a.m.	NBC
Sun.	Nov. 24	Oakland Raiders	1:00 p.m.	NBC
Sun.	Dec. 1	at Denver Broncos	1:00 p.m.	NBC
Sun.	Dec. 8	Buffalo Bills	1:00 p.m.	NBC
Sun.	Dec. 15	at Jacksonville Jaguars	5:00 p.m.	ESPN
Sun.	Dec. 22	at Oakland Raiders	1:00 p.m.	NBC

1996 SEATTLE SEAHAWKS VETERAN ROSTER

(As of July 8, 1996)

1996 NUMERICAL ROSTER

(As of July 8, 1996)

No.	Name	Pos.	Ht.	Wt.	Birthdate	MFL Exp.	College	Hometown	How Acq.	1995 GP/GS	No Name	Pos	No Name	Pos	
96	Adams, Sam	DT	6-3	297	06/13/73	3	Texas A&M	Houston, Tex.	Draft	16/5	Todd Peterson	K	55	Winston Moss	LB
74	Akins, James	T	6-4	303	01/28/70	3	S.W. Louisiana	Archie, La.	CFA-34	16/16	Rick Mirer	QB	56	James Logan	LB
75	Bullard, Howard	LB	6-4	325	11/03/63	9	Alabama A&M	Ashland, Ala.	UFA/BuA-34	16/16	Josh Miller	P	57	Jason Kyle	LB
54	Barber, Michael	LB	6-1	252	11/03/63	9	Demson	Edgemoor, S.C.	CFA-35	2/10	Jon Kina	QB	59	Tyronne Stowe	LB
20	Bellamy, Jay	S	5-11	188	07/08/72	3	Rutgers	Aberdeen, N.J.	CFA-34	15/0	Stan Gelbaugh	QB	60	Greg Bloodom	C
25	Blackmon, Robert	S	6-0	208	05/12/67	7	Baylor	Van Vleet, Tex.	D2B-30	13/13	Mike Pritchard	WR	61	Willie Brown	LB
89	Bradley, Brian	WR	5-11	188	07/24/65	9	Miami	Ft. Lauderdale, Fla.	D2B-30	16/16	Larry Thompson	WR	62	Reggie Green	LB
31	Broussard, Steve	WR	5-7	201	02/22/67	6	Washington State	Los Angeles, Calif.	VFA/CIn-35	15/1	11 Marc Collins	P	63	Frank Beede	C
27	Covington, Tony	S	5-11	197	12/26/67	6	Virginia	Winston-Salem, N.C.	VFA/TB-35	11/07	14 Rick Tuten	P	64	Robert Barr	T
87	Crompter, Carlester	TE	6-4	260	09/05/71	3	East Carolina	Greenville, N.C.	D7-34	16/7	15 Manley Woods	WR	65	Pete Kendall	T
94	Edwards, Antonio	DE	6-3	271	03/10/70	4	Virginia State	Moultrie, Ga.	D7-34	13/7	16 Grayson Shillingford	WR	66	Todd Norman	G
65	Faurie, Christian	TE	6-4	245	05/22/71	4	Colorado	Conroe, Calif.	D7-34	6/9	17 John Friesz	QB	67	Matt LaBoury	DE
84	Frazier, John	WR	6-4	211	05/07/71	7	UFA/Unk-35	Bellevue, Wash.	UFA/Unk-35	6/9	18 Eddie Gones	WR	68	Johnie Church	DE
8	Geibarth, Stan	WR	5-11	188	11/20/71	7	Ohio State	Beulah, Ohio	UFA/Unk-35	16/16	19 J.J. Cunningham	S	69	Garret Williams	DE
73	Graham, Derrick	G	6-4	315	12/04/62	10	Maryland	Mechanicsburg, Pa.	PRA/A2-32	0*	20 Ty Covington	S	70	Michael Sinclair	DE
26	Gry, Carlton	CB	6-0	200	06/26/71	4	UCLA	Cleveland, Ohio	UFA/CIn-36	11/77	21 T.J. Cunningham	S	71	Kelvin Ingram	G
30	Harris, Corey	CB	5-11	199	10/25/69	5	Vanderbilt	Indianapolis, Ind.	RFA/GB-35	16/16	22 Fred Thomas	CB	72	Derrick Graham	G
81	Harris, Ronnie	WR	5-11	175	06/04/70	5	Oregon	San Jose, Calif.	VFA/NE-34	13/0	23 Dexter Snigler	CB	73	James Adams	T
24	Jones, Selwyn	CB	6-0	185	05/13/70	5	Colorado State	Missouri City, Tex.	VFA/NO-35	15/0	24 Selwyn Jones	CB	74	James Adams	T
77	Joyce, Matt	G	6-7	316	03/30/72	2	Richmond	St. Petersburg, Fla.	VFA/DaB-35	16/13	25 Robert Blackmon	S	75	Howard Ballard	T
78	Kern, Mike	DT	6-7	302	11/12/65	5	Brighton Young	Springville, Ark.	VFA/NO-32	7/0	26 Carlton Gray	CB	76	Riddick Parker	DT
96	Kennedy, Cortez	DT	6-3	293	08/23/68	7	Miami	Wilson, Ark.	D1-30	16/16	27 Tony Covington	S	77	Matt Joyce	G
57	Kyle, Jason	LB	6-3	242	05/13/72	4	Arizona State	Tempe, Ariz.	D2B-35	16/0	28 Dou Richardson	RB	78	Mike Kern	T
67	LaBoury, Matt	DE	6-4	275	01/03/69	4	Oregon	Norwalk, Calif.	TGBD-36	14/2*	29 C.J. Richardson	S	81	Ronnie Harris	WR
56	Logan, James	LB	6-2	214	12/06/72	2	Memphis	Opp, Ala.	WFA/Unk-35	16/0	30 Corey Harris	CB	82	James McKnight	WR
52	Morris, Keith	DE	6-4	295	01/17/71	4	Washington State	Veneta, La.	WFA/Unk-35	16/0	31 Steve Broussard	RB	84	Joey Galloway	WR
58	Murray, Michael	DE	6-4	295	07/02/70	4	Liberty	Yonkers, N.Y.	D7-30	11/0	32 Oscar Gray	FB	85	Christian Faulstich	TE
82	McKinnis, James	WR	6-0	186	06/17/72	2	Florida	Apopka, Fla.	CFA-34	16/0	33 Darryl Williams	S	86	Robb Thomas	WR
92	McMillan, Henry	DT	6-3	275	10/17/71	2	Florida	Folsom, Ga.	D2B-35	1/0	34 Reggie Brown	FB	87	Carlester Crompter	TE
3	Mine, Rick	CB	6-2	214	03/19/70	4	Notre Dame	Goshen, Ind.	D1-30	15/13	35 Lamar Smith	FB	88	Ricky Proehl	WR
37	Montgomery, Glenn	DT	6-0	282	03/16/67	8	Houston	Hannay, La.	Throu-36	15/14*	36 Nate Odomes	CB	89	Brian Blackes	WR
55	Moss, Winston	LB	6-3	245	12/24/65	10	Miami	Miami, Fla.	UFA/OMU-34	16/16	37 Mike Odomes	CB	90	Terry Woodson	LB
57	Odomes, Nate	CB	5-10	188	08/25/65	10	Wisconsin	Columbus, Ga.	UFA/BuA-34	0*	38 Mack Strong	FB	91	Kerry Bryant	DT
9	Peterson, Todd	K	5-10	173	02/04/70	2	Georgia	Valdosta, Ga.	VFA/Arz-35	16/0	42 Chris Warner	RB	92	Henry McMillan	DT
9	Pritchard, Mike	WR	5-10	190	10/25/69	5	Colorado	Las Vegas, Nev.	VFA/DeV-36	13/0*	43 Jimmy Gury	RB	92	Henry McMillan	DT
88	Proehl, Ricky	WR	6-0	189	03/07/68	7	Wake Forest	Hillsborough, N.J.	WFA/Arz-35	8/0	47 Eric Uweizag	LB	93	Phillip Daniels	DE
29	Richardson, C.J.	S	5-11	209	06/10/72	2	Miami	Dallas, Tex.	WFA/Arz-36	0*	48 Clarence Beford	TE	94	Antonio Edwards	DE
70	Sinclair, Michael	DE	6-4	267	01/31/68	6	Eastern New Mexico	Bloomington, Tex.	D6-31	16/15	49 Tom Fletcher	DS	95	Daan Wells	LB
36	Smith, Lamar	RB	5-11	223	11/26/70	3	Houston	Fort Worth, Ind.	D3-34	13/0	50 Henry Henby	LB	96	Cortez Kennedy	DT
59	Stovs, Tyrone	LB	6-2	239	03/03/71	3	Rutgers	Passaic, N.J.	VFA/Unk-35	6/9	51 John Sobon	DE	97	Glenn Montgomery	DT
53	Strong, Mack	CB	6-0	190	05/07/71	3	Georgia	Phenixburg, Penn.	CFA-34	16/16	52 Kevin Mwanza	C	98	Sam Adams	DT
53	Strong, Mack	C	6-4	266	08/08/62	13	Georgia	Phenixburg, Penn.	VFA/Arz-35	16/16	53 Jim Sweeney	C	99	Michael McClary	DE
86	Thomas, Robb	WR	5-11	175	03/20/66	8	Oregon State	Coville, Ore.	VFA/Arz-35	16/16	54 Michael Barber	LB			
14	Tuten, Rick	P	6-2	221	01/05/65	8	Florida State	Ocala, Fla.	VFA/BuA-31	16/0					
42	Warren, Chris	RB	6-2	225	01/24/68	7	Ferris	Burke, Va.	D4-30	16/16					
95	Wells, Dean	LB	6-3	244	07/20/70	4	Kentucky	Loosville, Kent.	D4-30	14/10					
33	Williams, Darryl	S	6-0	191	01/07/70	7	Miami	Hialeah, Fla.	UFA/CIn-36	16/16*					
90	Woodson, Terry	LB	6-3	239	01/14/67	7	Syracuse	Farmington, Conn.	D2a-30	16/16					

Legend: D - Draft Choice; T - Trade (from); CFA - College free agent; UFA - Unrestricted free agent (from); PFA - Restricted free agent (from); VFA - Veteran Free Agent (last 3 years); WA - Waivers (from); PB - Paid B Free Agent (from)

* - Geibaugh active for 1 game, inactive for 15 with Seattle in 1995; Graham played 11 games, starting 7 with Carolina; LaBoury played 14 games, starting 12 with Green Bay; Montgomery played 15 games, starting 14 with Houston; Odomes missed entire season due to injury; Peterson played 16 games with Denver; Richardson on injured reserve with Arizona; Williams played 16 games, starting 15, with Cincinnati.

Also played with Seahawks in 1995: LB Duane Bickett (15); TE Jeff Backsler (16); CB Tony Brown (16); FB Tracy Johnson (15); TE Troy Junken (16); S Don Lambert (6); DT Joe Nash (16); T Ray Roberts (11); S Eugene Robinson (16); S Rutger Robinson (13); FB Steve Smith (9); LB Bob Spudis (9); DE Brent Williams (11); G Donald Willis (0)

TRAINING CAMP IN KIRKLAND

The Seattle Seahawks training camp will be conducted at their Kirkland Headquarters for the eleventh consecutive season. Rookies will report to rookie camp on Tuesday, July 16, while veterans report on Friday, July 19. The day all players will take physicals. Practices start the following day. The players will be housed in Gray Hall and Crowder Hall on the Kirkland campus. The team will be housed in the Northwest College Cafeteria. Media requests for interviews should be made through the Seahawks Public Relations Department at (206) 827-9777.

DEPTH CHART

(NFL Veterans in ALL CAPS)

1996 SEATTLE SEAHAWKS FIRST-YEAR AND ROOKIE ROSTER

(As of July 8, 1996)

OFFENSE

WR	84 JOEY GALLOWAY, 88 RICKY PROEHL, 81 RONNIE HARRIS, 10 Larry Thompson, 16 Grayson Shillingford
LT	74 JAMES ATKINS, 64 Robert Barr, 69 Grant Williams
LG	77 MATT JOYNER, 65 Pete Kendall, 62 Reggie Green
C	52 Mike Macdonald, 53 Jim Sweeney, 63 Frank Egan, 60 Greg Brock
RG	73 DERRICK GRAHAM, 71 KELVIN INGRAM
RT	75 HOWARD BALLARD, 78 MIKE KEIM, 66 TODD NORMAN
TE	85 CHRISTIAN FAJRIA, 87 CARLESTER CRUMPLER, 48 Clarence Berford
WR	89 BRIAN BLADES, 86 ROBB THOMAS, 82 JAMES MCKNIGHT, 19 EDDIE GOINES, 15 MANLEY WOODS, 9 MIKE PRITCHARD
QB	3 RICK MIRER, 17 JOHN FRIESZ, 8 STAN GEL-BAUGH, 10 John Riffe
RB	30 JERRY WILSON, 31 STEVE BROUSSARD, 36 LAMAR SMITH, 43 Jimmy Garms, 28 Doug Brown, 29
FB	38 MACK STRONG, 32 OSCAR GRAY, 34 Reggie Brown

DEFENSE

LE	70 MICHAEL SINCLAIR, 93 Phillip Daniels, 68 Johnnie Church
LT	HEBRY ADAMS, 97 GLENN MONTGOMERY, 92 HENRY McALLAN
RT	96 CORTEZ KENNEDY, 91 KEIF BRYANT, 76 RIDDICK PARKER
RE	94 ANTONIO EDWARDS, 99 MICHAEL McCARRY, 51 JOHN SOLOMON, 67 MATT LABOUNTY
SLB	90 TERRY WOODEN, 45 HENRY NEWBY, 61 Willie Brown
MLB	95 DEAN WELLS, 59 TYRONNE STOWE, 54 MICHAEL BARBER, 47 Eric Uwezaigt
WLB	55 WINSTON MOSS, 57 JASON KYLE, 56 JAMES LOGAN
LCB	26 CARLTON GRAY, 24 SELWYN JONES, 23 DEXTER SEGLER
RCB	30 BREY HARRIS, 22 Fred Thomas, 37 NATE ODOMS
SS	25 ROBERT BLACKMON, 27 TONY COVINGTON, 29 C.J. RICHARDSON
FS	33 DARRYL WILLIAMS, 20 JAY BELLAMY, 21 T.J. Cunningham

SPECIALISTS

K	2 Todd Peterson
P	14 RICK TUTTEN, 4 JOSH MILLER, 11 Marc Collins
H	14 RICK TUTTEN, 17 JOHN FRESZ
KO	2 Todd Peterson
PR	84 JOEY GALLOWAY, 81 RONNIE HARRIS, 82 JAMES MCKNIGHT
KR	31 STEVE BROUSSARD, 81 RONNIE HARRIS, 36 LAMAR SMITH
PC	52 KEVIN MAWAE, 49 TOM FLETCHER, 57 JASON KYLE
KC	52 KEVIN MAWAE, 49 TOM FLETCHER, 57 JASON KYLE

How Acq.	Hometown	College	Birth-date	WT.	HL.	Pos.	No Name
D3a-'96	Hanover, Penn.	Rutgers	06/07/73	307	6-4	T	64 Barr, Robert
CFA-'96	Antioch, Calif.	Panhandle State	05/01/73	292	6-4	C	63 Beads, Frank
CFA-'96	Windsor Forest, Ga.	Albany State	08/18/73	249	6-3	TE	48 Berford, Clarence
CFA-'96	Glen Ellyn, Ill.	Cornell	11/15/72	278	6-6	CB	60 Boeborn, Greg
D3b-'96	Detroit, Mich.	Fresno State	06/26/73	233	6-0	FB	34 Brown, Reggie
CFA-'96	Syracuse, N.Y.	Temple	05/19/72	212	6-0	LB	61 Brown, Willie
D7-'95*	Largo, Fla.	Rutgers	03/12/73	282	6-4	DE	91 Bryant, Keif (1)
D7-'96	Fl. Myers, Fla.	Florida	01/01/74	259	6-3	DE	68 Church, Johnnie
CFA-'96	Crestview Hills, Kent.	Eastern Kentucky	04/24/74	209	6-4	P	11 Collins, Marc
D6b-'96	Aurora, Colo.	Colorado	10/24/72	193	6-0	S	21 Cunningham, T.J.
D4a-'96	Donalsonville, Ga.	Georgia	03/04/73	265	6-5	DE	93 Daniels, Phillip
VFA(Oak)-'96*	San Marcos, Calif.	San Diego State	10/24/72	245	6-3	DS	49 Fletcher, Tom (1)
CFA-'96	Okechobee, Fla.	West Virginia	11/07/72	209	5-11	RB	43 Gary, Jimmy
D6b-'95*	Lakeland, Fla.	North Carolina State	08/16/72	186	6-0	WR	19 Goines, Eddie (1)
FA(Niz)-'96	Houston, Tex.	Arkansas	08/07/72	255	6-1	FB	32 Gray, Oscar
D5a-'96	Bradenton, Fla.	Florida	11/23/73	310	6-5	G	62 Green, Reggie
FA-'95*	Fl. Fierco, Fla.	Oklahoma State	10/25/70	276	6-5	G	65
CFA-'96	Pompano Beach, Fla.	Mississippi	07/09/72	212	5-11	RB	28 Innocent, Dou
D1-'96	Weymouth, Mass.	Boston College	07/09/72	292	6-5	G	65 Kendall, Pete
CFA-'96	Tacoma, Wash.	Central Washington	09/21/72	217	6-2	QB	7 Kins, Jon
FA(CFL)-'96*	East Brunswick, N.J.	Arizona	07/14/70	215	6-3	P	4 Miller, John (1)
FA(CFL)-'96*	Huntington Beach, Calif.	Fairmont State	06/21/68	231	6-2	LB	50 Newby, Henry (1)
VFA(AI)-'95*	Southampton, Va.	Notre Dame	09/11/71	300	6-5	G	66 Norman, Todd (1)
FA(WL)-'96*	Miami, Fla.	Miami	11/20/72	274	6-3	DT	76 Parker, Rodick (1)
VFA-'95*	Miami, Fla.	British Columbia	01/11/72	178	5-9	CB	23 Segler, Dexter (1)
CFA-'96	Toronto, Ontario, Canada	Sam Houston State	12/25/74	192	6-0	WR	16 Shillingford, Grayson
CFA-'95*	Houston, Tex.	Tennessee-Martin	11/10/73	233	6-3	DE	51 Solomon, John (1)
D2-'96	Bruce, Mississippi	Solano CC	09/11/73	172	5-9	CB	22 Thomas, Fred
FA(CFL)-'96*	Fairfield, Calif.	Wisconsin	05/25/71	170	5-11	WR	10 Thompson, Larry (1)
D4c-'96	Central Islip, N.Y.	Louisiana Tech	12/18/72	236	6-1	LB	47 Uwezaigt, Eric
CFA-'96	Cinton, Miss.	New Mexico	05/10/74	323	6-7	T	69 Williams, Grant
CFA-'95*	Gardena, Calif.	Willy Robinson (Defensive Backs), Clarence Shelton (Running Backs)	07/28/72	169	6-2	WR	15 Woods, Manley (1)

Legend: D - Draft Choice; FA - Free Agent; CFA - College Free Agent; VFA - Veteran Free Agent (last team)

* Bryant spent entire season on Seahawks practice squad, as did Goines, Ingram, Norman, Segler, Solomon, and Woods. Fletcher did not play in 1995. Miller, Newby, and Thompson played in the Canadian Football League in 1995. Parker played in the World League in 1995.

Head Coach: Dennis Erickson (2nd season)

Assistant Coaches: Gregg Smith (Assistant Head Coach, Tight Ends), Bob Bratkowski (Offensive Coordinator, Wide Receivers), Greg Mc Macken (Defensive Coordinator), Dave Arnold (Special Teams), Tommy Brasher (Defensive Line), Dave Brown (Defensive Coach), Keith Giberson (Defensive Assistant), Ned James (Offensive Staff Assistant), Dana LeDuc (Strength and Conditioning), Howard Mudd (Offensive Line), Rich Olson (Quarterbacks), Mike Murphy (Linebackers).

INDEX

Allen, Paul	6
Attendance Summary, 1995.....	201
Behring, David.....	5
Behring, Ken.....	4
Biographies, Assistant Coaches	21
Biographies, 1996 Draft Choices and Free Agents	115
Biographies, Veteran Players.....	31
Biography, Pro Football Hall of Fame Inductee	195
Chronology	174
Cutdown Dates, 1996.....	97
Depth Chart, 1996.....	Pullout
Draft Summaries, All-Time	197
Erickson, Dennis	18
Game-By-Game, 1995 Individual	162
Game-By-Game, 1995 Team	166
Game Summaries, 1995	141
Highlight Video	161
Honors, All-Time.....	193
Honors, 1995.....	140
How Built	161
Kingdome	70
Kingdome Media Parking	78
Kolde, Bert.....	7
Largent Award	46
Leaders, Career Top 10	242
Leaders, Year-By-Year.....	247
Opponents, 1996.....	123
Overtime Games	220, 262
Preseason Results	286
Pronunciation Guide.....	230
Radio Network.....	80
Records, Attendance	219
Records, Defensive	229
Records, Head Coaches	28
Records, Individual.....	206
Records, Opponent Individual.....	235
Records, Postseason	240
Records, Team.....	219
Retired Jerseys	100
Ring of Honor	188
Road Hotels.....	35
Roster, Coaches, All-Time	184
Roster, Players, All-Time	185
Roster, 1996 Seahawks	Pullout
Schedule, 1996 NFL	290
Seahawks Headquarters	134
Series Breakdowns	257
Standings, 1995 NFL Regular Season	173
Statistics, 1995 Seahawks	136
Top Individual Performances	252
Trades, All-Time	200
Training Camp.....	Pullout
Whitsitt, Bob	8
Year-By-Year Review.....	265

ON THE COVER

The impact of three members of the draft class of 1990 was felt in 1995. Running back Chris Warren (42) topped 1,000 yards for the fourth consecutive season, made his third trip to the Pro Bowl, and became the first player in team history to win back-to-back MVP awards. Defensive tackle Cortez Kennedy (96) made his team record fifth straight trip to Honolulu, while linebacker Terry Wooden (90) led the team with the most tackles since 1981 and set a franchise record for solo tackles.

SEAHAWKS DIRECTORY

Offices 11220 N.E. 53rd St., Kirkland, WA 98033
Telephone (206) 827-9777
Ticket Office (206) 827-9766
Home Stadium Kingdome (66,400)
Inaugural Season 1976
Colors Blue, Green, Silver
Conference (Division) American Football Conference
(Western Division)

OWNERSHIP

Owner Ken Behring
President David Behring

FOOTBALL NORTHWEST, INC

Chairman Paul Allen
Vice Chairman Bert Kolde
President Bob Whitsitt

ADMINISTRATION

Executive Vice President Mickey Loomis
Vice President/Football Operations Randy Mueller
Vice President/Administration & Communications Gary Wright
Player Programs Director/
Pro Personnel Assistant Reggie McKenzie
Information Systems Director Sterling Monroe
Executive Assistant to Ken Behring Sharon Nelson
Office Manager Cindy Kelley
Executive Assistant Charlotte Kores
Staff Accountant Karen Beckman
Accounting Assistant Danielle Patterson
Travel Consultant Sue Hart
Receptionist Ingrid Hatfield
Administrative Staff Patti Sipes

PUBLIC RELATIONS

Public Relations Director Dave Neubert
Assistant Public Relations Director Steve Wright
Community Services Director Sandy Gregory
Executive Sales Director Diana Popow
Drug Awareness Coordinator Sarita Carter
Staff Photographer Corky Trewin
Sales and Marketing Assistant Reid Skinner
Administrative Assistant Lauri Perry

SCOUTING

Co-College Scouting Director Mike Allman
Co-College Scouting Director Phil Neri
Assistant Player Personnel Director Rick Thompson
Pro Personnel Assistant Bill Quinter
Eastern Supervisor Pat Mondock
Area Scouts Derrick Jensen, Warren Harper,
Doug Kretz, Dave Nusz
Administrative Assistants Linda Ebi, Tag Ribary

TICKETS

Ticket Director	James Nagaoka
Account Executive	Julie Barber
Account Executive	Chuck Arnold

FOOTBALL

Head Trainer	Jim Whitesel
Assistant Trainer	Todd Sperber
Video Director	Thom Fermstad
Video Projects Director	Mike Wacker
Assistant Video Director	Craig Givens
Equipment Manager	Terry Sinclair
Assistant Equipment Manager	Howard Baus
Equipment Assistants	Scott Behring, Erik Kennedy
Secretary to the Head Coach	Jeanne Denkmann
Administrative Assistant	Mike Baugh
Facilities Manager	John Monson
Facilities	Duc Dinh, Lynn Kennedy
Team Physicians	Dr. Kevin Auld, Dr. Pierce Scranton, Dr. James Trombold, Dr. Stan Herring

COACHING STAFF

Head Coach	Dennis Erickson
Assistant Head Coach, Tight Ends	Gregg Smith
Offensive Coordinator, Wide Receivers	Bob Bratkowski
Defensive Coordinator	Greg Mc Mackin
Special Teams	Dave Arnold
Defensive Line	Tommy Brasher
Defensive Coach	Dave Brown
Defensive Assistant	Keith Gilbertson
Offensive Staff Assistant	Ned James
Strength and Conditioning	Dana LeDuc
Offensive Line	Howard Mudd
Linebackers	Mike Murphy
Quarterbacks	Rich Olson
Defensive Backs	Willy Robinson
Running Backs	Clarence Shelmon

MEDIA INFORMATION

We hope this Media Guide will be of some assistance during the Seattle Seahawks 1996 season. Public Relations is a high priority with the Seahawks and if our Public Relations office staff of Dave Neubert, Steve Wright, Sandy Gregory, Lauri Perry and Corky Trewin can help you throughout the year, please feel free to call upon us. Media credential requests should be made in writing to Dave Neubert, 11220 N.E. 53rd Street, Kirkland, WA, 98033.

- Dave Neubert, Public Relations Director, home phone (360) 668-1726.
- Steve Wright, Assistant Public Relations Director, home phone (206) 868-7089

The Media Guide is published by the Seattle Seahawks, 11220 N.E. 53rd Street, Kirkland, WA 98033. Copyright 1996 by the Seattle Seahawks. All rights reserved.

OWNERSHIP

KEN BEHRING

Owner



Seattle Seahawks owner Ken Behring is a man of foresight and passion.

In 1950, after selling cars as a teenager, he started a car dealership in a muddy lot, using money he'd earned from a newspaper route and using an old chicken coop as an office. Two years later, he acquired a Lincoln-Mercury dealership.

In 1956, opportunity called Behring to then sleepy Fort Lauderdale, Florida. He built a house for his family that sold

before it was half-finished. His company developed the entire city of Tamarac, a planned recreational retirement community, where houses initially sold for \$9,000, and now are worth close to \$150,000, along with 10 other planned communities in South Florida. Foreseeing the state's rapid growth, he launched a modular home company to meet housing demands, founded a bank, and established the Miami International Merchandise Mart, a trade facility. The modular home company built 3,000 homes in 1971, when Behring sold the firm to pursue other interests.

On the advice of friends, Behring left Florida and flew over the Blackhawk Ranch in the Mount Diablo Foothills of Northern California. He bought 5,000 acres to match his vision of the finest planned country club community. Behring donated 2,000 acres to nearby Mount Diablo State Park and turned the rest into Blackhawk, a 2,300-home community that offers residents two 18-hole golf courses, a tennis and swim club, and a 25-acre sports complex. He's also developed Canyon Lakes in California.

Blackhawk is much more than a planned community, it's an ideal setting for a world-class cultural plaza and is home to the Behring Auto Museum, the Behring-Hofmann Educational Institute, and The UC-Berkeley Museum

Recognizing that automobiles are "an investment in mankind" and an important aspect of American culture, The Behring Auto Museum showcases the magnificent history of the automobile from turn-of-the-century horseless carriages, through the Jazz era, to classics built between the two world wars, up through the modern era. The museum features video interaction between guests and the designers of the classics. In addition, the W.E. Miller Transportation Research Library is located nearby.

The Educational Institute has been affiliated with the University of California at Berkeley since 1983, and is a non-profit charitable corporation that provides world class cultural resources to the East San Francisco Bay area, while the museum provides a year-round edu-

SEAHAWKS FOUNDATION

In 1995, the Seahawks established The Seattle Seahawks Charitable Foundation, bringing all of their fund raising efforts under one umbrella. The Foundation will coordinate all existing fund raising efforts and requests for donation items and utilize an Executive Board and an Advisory Board to accept applications for grants.

cational resource center that features exhibits ranging from Anthropology and Paleontology, to contemporary furniture design, to art and artists.

Since purchasing the Seahawks on August 30, 1988, Behring has become active in Seattle community affairs by serving as Past President of the American Academy of Achievement, as Honorary Chairman of the "Seahawks NFL Man of the Year Night," which has raised almost \$200,000 for the Muscular Dystrophy Association from 1991-1995, and by contributing to other Northwest charities.

DAVID BEHRING

President



David Behring, son of Seahawks majority owner Ken Behring, was named the Seahawks President on January 19, 1993.

Since assuming this position, he's guided the franchise through the myriad of changes that have been part of the NFL. He has spearheaded entry into free agency and salary cap economics and was instrumental in the hiring of Head Coach Dennis Erickson. Paul Tagliabue appointed him to the Realignment Committee and in 1994

Behring was selected to serve on the influential Finance Committee.

Off-the-field, Behring brought the NFL Experience, the league's interactive theme park, to Seattle, and established the Seattle Seahawks Charitable Foundation, which will raise money for children's charities in the Puget Sound area.

An attorney licensed to practice in both California and Florida, David has served the past five years as the Executive Vice President of Blackhawk Corporation, a Northern California land development company.

Born in Wisconsin in 1955, he moved with his family to Florida the following year, and graduated from Pine Crest High School in Fort Lauderdale in 1973. While in high school, he lettered in football, wrestling and track, serving as team captain in all three sports as a senior. Behring was an all-county, all-region and second-team all-state selection in football as a running back and set school and county records for single-season rushing yardage in 1972.

Behring graduated with a degree in History from Princeton University in 1977 and earned his law degree from the University of Miami in 1980. While at Princeton, he played two years of football and rugby, and one year of track and lightweight football.

He moved to Danville, California in 1980 and started his own home building company, Great Bear Homes, Inc., which was renamed Great Bear Construction in 1984. The company specialized in premium golf course location homes and won the MAME award three times for marketing.

In 1990, his father appointed David as the Executive Vice President of Blackhawk Corporation in which he handled all legal and insurance issues, assisted the Corporation's partners in marketing, land planning, merchant-builder relations, shopping center management, country club management, and country club sales.

Behring has been an active member of the Northern California Building Industry Association (BIA) for over 10 years. In addition to being a Board Director during that period, he also served as President of the Educational Council in 1988 and as President of the BIA's Eastern Division in 1993.

Active in numerous community and charitable causes, Behring has co-chaired fund-raising events for the Muscular Dystrophy Association of Western Washington, Mt. Diablo Hospital Foundation, the East Bay Make-A-Wish Foundation, the Animal Rescue Foundation, and the Northern California NFL Alumni Association's "Caring for Kids" program. He will also spearhead the newly-created Seahawks Charitable Foundation which will benefit children's charities in the Puget Sound area.


His hobbies include fishing, racquetball, skiing, biking, and white-water rafting.

David and his wife, Lisa, have a daughter, Stephanie Ann, and have residences in both Washington, and California.

FOOTBALL NORTHWEST, INC

When Paul Allen and Ken Behring agreed to an exclusive 14-month option to purchase the Seattle Seahawks on April 20, 1996, Allen created Football Northwest, Inc. Allen will serve as Chairman, with Bert Kolde serving as Vice Chairman and Bob Whitsitt as President, of Football Northwest, Inc. which will study the viability of exercising this option, which can be executed anytime prior to July 1, 1997.

PAUL ALLEN Chairman



Seattle native Paul Allen is a long-time football fan and supporter of the Seattle Seahawks, so it did not come as a surprise that he stepped forward to try and keep the franchise in Seattle. Although best known as the co-founder of Microsoft, Allen is also the owner of the Portland Trail Blazers of the National Basketball Association and builder of the 30-acre Rose Quarter complex in Portland, which includes the Trail Blazers home, the critically-acclaimed Rose Garden. In addition, he owns or

invests in a suite of some 25 technologically-based companies that explore products and technologies that will be an important part of the interactive future, or "Wired World." Allen has been pioneering new trails in the microcomputer industry since he co-founded Microsoft Corporation with Bill Gates in 1975. He served as Vice President of Research and New Product Development, Microsoft's senior technology post, until 1983. Today, he remains a major shareholder and serves on the board of directors. Allen's business strategy includes encouraging communication and synergy between his companies for mutual benefit. His wholly-owned companies include Asymetrix Corporation, Starwave Corporation, Vulcan Ventures Inc. and the Paul Allen Group of Bellevue, Washington; Interval Research Corp. of Palo Alto, California, and TicketMaster Corporation of Los Angeles, California. Starwave Corporation is an Internet content provider, whose services include ESPN Net Sportszone, MR. Showbiz, NBA.com, and NASCAR.com, while Ticketmaster is the world's largest ticketing company. In addition, he is a partner in the entertainment studio DreamWorks SKG. Allen also serves on the board of directors of DreamWorks SKG, Egghead Corporation and Darwin Molecular, and representatives of his interests serve on the boards of ARI Network Services; Cardinal

Technologies Inc.; c/net: the computer network; Harbinger EDI; MetaTools, Inc.; Lone Wolf Corp.; Metricom Inc.; Precision Systems Inc.; Sports Team Analysis and Tracking Systems (STATS) Inc.; Telescan Inc.; Trilobyte Inc.; and United States Satellite Broadcast Co (USSB). Allen gives back to the community through the four Allen Charitable Foundations, which support arts, medical and other charitable needs in the Pacific Northwest and is the founder of the Experience Music Project (formerly the Jimi Hendrix Museum) which is being built on the Seattle Center grounds in Seattle and scheduled to open in 1998. Allen was born in Seattle on January 11, 1953, and attended Lakeside High School and Washington State University. He lives on Mercer Island, Washington.

BERT KOLDE

Vice Chairman



Bert Kolde and Paul Allen have worked side-by-side since 1985 on a number of business ventures, including the Portland Trail Blazers and the Rose Quarter in Portland. The two were roommates at Washington State University and first combined to form Asymetrix Corporation in 1985. Kolde served as the company's president through 1994 where he worked closely with Allen on setting Asymetrix's overall corporate direction and product strategies, and overseeing their implementation. He is still on the board of directors. Kolde also represents Allen on a variety of business matters. He serves as vice chairman of the Portland Trail Blazers and Oregon Arena Corporation, and as a director of Asymetrix Corporation, Oregon Arena Corporation, the Portland Trail Blazers, MetaTools, Inc., and Precision Systems, Inc. Prior to joining Asymetrix in 1985, Kolde was vice president of management reporting at Seafirst Corporation, in Seattle. Kolde began his finance career with the Boeing Company. He holds a bachelor of business administration in finance from Washington State University and a Master's



Degree in Business from the University of Washington. Between earning his degree he served with the U.S. Army in the Panama Canal Zone. Bert and his family reside in Bellevue, Washington.

BOB WHITSITT

President



Bob Whitsitt will serve as President of Football Northwest in addition to his duties as President and General Manager of Blazers Basketball, Inc., which oversees all operations of the Portland Trail Blazers of the National Basketball Association. Prior to joining the Blazers on July 12, 1994, he served eight seasons as the President of the Seattle SuperSonics. Whitsitt joined the SuperSonics at age 30, making him the youngest President in the NBA, and took over a team that had won only 31

games in each of the previous two seasons and ranked last in the league in attendance. He turned the franchise into one which won 57.5 percent of their games (377-279) and made seven postseason appearances, including two trips to the Western Conference finals, over the next eight seasons. In his last season, the team won a franchise record and NBA high 63 games and sold out every regular season contest, earning him NBA Executive of the Year honors. Whitsitt entered the NBA with the Indiana Pacers as an intern at the age of 22 in 1978. He was promoted to Director of Business Affairs and Promotions the following year before becoming Assistant General Manager in 1981. In August 1982, he joined the Kansas City Kings as Vice President, Marketing Director. In 1984, he was named Vice President, Assistant General Manager as the franchise moved to Sacramento, California. He graduated from the University of Wisconsin-Stevens Point with a degree in Communications and earned a Master's Degree in Sports Administration from Ohio University. Bob and his wife, Jan, have a daughter, Lily, and a son, Sean.

SEAHAWKS STAFF

MICKEY LOOMIS

Executive Vice President



Enters into his 14th season and was named to his current position on January 6, 1992. Originally joined the Seahawks staff in October 1983, as the team's Business Manager and was promoted to Vice President/Finance in 1990. A native of Eugene, Oregon, he graduated from Willamette High School in 1974 and played basketball at Northwest Christian College. Loomis earned his undergraduate degree in Accounting from the University of Oregon and also has a Master's

Degree in Sports Administration from Wichita State University. Mickey has two children, a son, Alex, and a daughter, Katherine.

RANDY MUELLER

Vice President/Football Operations



Enters his second season as Vice President/Football Operations and 14th as a member of the staff. Promoted to his current position on June 1, 1995. Mueller joined the franchise in June of 1983 as an assistant in Pro Personnel and was promoted to Pro Personnel Director in 1990. Enjoyed a stellar three-year career at Linfield College in McMinnville, Oregon. As a senior, he quarterbacked Linfield to the NAIA Division II National Championship in 1982. He was named Most Valuable

Offensive Player in the Wildcats 33-15 national championship win over William Jewell College, as well as offensive MVP in a semifinal win over Westminster College. After the season he earned All-District and All-Northwest Conference honors, along with being an honorable mention Associated Press Little All-America. Mueller lettered in football, basketball, and baseball at St. Maries High School in St. Maries, Idaho. His brother, Rick, is a college scout for the Jacksonville Jaguars. Randy and his wife, Lori, have a daughter, Riley.

GARY WRIGHT

Vice President/Administration & Communications



Enters into his 21st season and his ninth as a vice president. Named to his current position in June 1995, after serving as Vice President Administration and Public Relations since 1992. An original employee, he joined the Seahawks in 1976 as director of publicity. Was named public relations director in 1982 and added the title of vice president in 1987. Chosen by Steve Largent, the Seahawks first-ever Hall of Fame inductee, to be his presenter at the July 1995 ceremonies. Spent the

two seasons prior to joining the Seahawks as the publicity director for the Southern California Sun of the World Football League and as league publicity director. Also served as vice president of operations for the Phoenix Racquets of World Team Tennis. Wright was the sports information director at Long Beach State University, where he also served as a color commentator on football and basketball radio broadcasts. He taught history and journalism in high school after graduating from Long Beach State, while also coaching football and basketball. Gary and his wife, Ann, have two sons, Larry and Steve, the Seahawks assistant public relations director.

LONG RANGE

Joey Galloway posted the longest run from scrimmage and punt return in the National Football League in 1995, setting franchise records in both categories. Galloway returned a punt 89 yards for a touchdown against the New York Giants on November 5, breaking the old record of 75 yards set three times previously. The next week at Jacksonville, he took a reverse 86 yards for a score against the Jaguars, breaking the two-week old record long of 68 yards set by Lamar Smith at Arizona.

MIKE ALLMAN

Co-College Scouting Director



Enters his 13th season with the Seahawks. Originally joined the staff on July 1, 1984, as Player Personnel Director, heading up the college scouting department. Spent the 19 years prior to joining the Seahawks with the Washington Redskins, first as a scout, then as Director of College Scouting, and finally as Director of Player Personnel in 1978. The Washington, D.C. area native graduated with a B.A. degree in Economics from Mt. St. Mary's College in Emmitsburg,

Maryland. He also played baseball, lettering three years as an outfielder and twice was an all-conference selection. Allman attended St. Francis Xavier and Gonzaga High Schools and taught junior high school social studies from 1962 through 1965 before joining the Redskins. Mike and his wife, Ann, have four children, Maureen, Theresa, Michael, and Patrick.

PHIL NERI

Co-College Scouting Director



Was promoted to College Scouting Director on February 5, 1993, after having worked as a staff scout since July, 1985, and Western Supervisor since 1989. Neri came to the Seahawks after seven seasons, 1979-1985, with the Philadelphia Eagles college scouting department. The year prior to joining Philadelphia, Neri worked for the BLESTO scouting combine. A graduate of Santa Clara University, where he lettered in football, he coached two seasons at Notre Dame High School in

Sherman Oaks, California, and spent two years as a graduate assistant coach at San Jose State before joining BLESTO. Phil's father, Jerry, was a scout with the Detroit Lions for 21 years. Phil and his wife, Julie, have a son, Anthony, and a daughter, Allison.

RICK THOMPSON

Assistant Player Personnel Director




An original member of the Seattle staff, Thompson joined the Seahawks in 1975 as an assistant in the player personnel department and was promoted to Assistant Player Personnel Director in July of 1984. In addition to his player personnel duties, Thompson has served as the Seahawks training camp director since 1978. He is a graduate of Hamline University in St. Paul, Minnesota, where he earned a degree in Sports Administration. As an undergraduate, he worked for the Minnesota

Vikings for five years. Thompson is a graduate of Lincoln High School in Bloomington, Minnesota. He and his wife, Kathy, have a daughter, Kacie, and a son, Nicholas.

REGGIE McKENZIE

Player Programs Director/Pro Personnel Asst.



Joined the staff in 1985 after a 13-year NFL playing career. Spent 10 seasons as the Sales and Marketing Director before being promoted to his current position in 1995. Played 11 seasons with the Buffalo Bills (1972-82) and two (1983-84) with the Seahawks. Drafted on the second round by Buffalo. Member of the Bills "Electric Company" offensive line that paved the way for O.J. Simpson's 2,003 yards in 1973. Set Buffalo records for games played (151) and consecutive games played

(142). Member of the Bills Silver Anniversary Team. Consensus first-team All-America at the University of Michigan. Founder of the Reggie McKenzie Foundation which emphasizes academics and athletics to youth, including a year-round tutorial program. Was enshrined into the Michigan Sports Hall of Fame in 1994.

BILL QUINTER

Pro Personnel Assistant




Joined the staff on June 1, 1996, after having spent the past 34 seasons in the Canadian Football League as a player, coach, and administrator. Played in the NFL with the Washington Redskins in 1962 before joining the Ottawa Rough Riders in 1963. Earned All-CFL honors as a linebacker in 1964. After coaching at Indiana State in 1968 and Pittsburgh from 1968-72, he went back to the CFL as an assistant with the Toronto Argonauts in 1973. He also served as the defensive coordinator

of the Calgary Stampeders in 1976 before joining the B.C. Lions in 1977 as offensive line coach. In 1981, he switched over to the defensive line for two seasons. In 1983 the Lions named him their player personnel director. In 1984 he was named the General Manager of the Saskatchewan Roughriders. From 1987 to 1990 he was the player personnel director of the Winnipeg Blue Bombers before rejoining the Lions in 1990 in the same capacity. Bill and his wife, Christine, have six children, sons Josh and Bill, Jr., and daughters Judi, Jose, Jenny, and Joy.

PAT MONDOCK

Eastern Supervisor



Joined the scouting staff on June 6, 1994, after eight seasons with the Indianapolis Colts. Joined the Colts in June 1986, from BLESTO, where he had been the combine's Western Region Scout. Mondock has 22 years of high school and college coaching experience. He served as the head coach at Washington and Jefferson College in Washington, Pennsylvania, from 1972-82, and was a high school head coach at both Southern Country and Ridgeway High Schools in

Western Pennsylvania, from 1962-70. He holds an undergraduate

degree from Lock Haven State College in Lock Haven, Pennsylvania, and a Masters Degree from West Virginia University in Health and Physical Education. Pat and his wife, Kathleen, have five grown children.

WARREN HARPER

Area Scout



Enters his 14th year with the Seahawks as a scout. Brought 28 years of high school and college coaching experience to Seattle, including 15 seasons as linebacker coach and administrative assistant coach at the University of Oklahoma. Harper was a highly successful high school coach in Texas before going to Oklahoma, compiling a 31-8-2 record in two stints, first in Sherman, Texas, and then in Amarillo, Texas. In between, he spent three seasons at the University of Texas-El

Paso, the first as an assistant to O.A. "Bum" Phillips and the last two as head coach. Warren and his wife, Gene, have two children, Robert and Patricia.

DERRICK JENSEN

Area Scout



Begins his fifth year with the Seahawks scouting staff having been hired in 1991 after a seven-year NFL playing career. Jensen was a third-round draft choice of the Oakland Raiders in 1979 and played in 106 games, starting 21, in his career, including a streak of 105 straight. Served as the captain of the Raiders special teams for five seasons and contributed a blocked punt, which he recovered for the first touchdown, in the Raiders 38-9 win over the Washington Redskins in Super Bowl

XVIII. Also part of the Raiders Super Bowl XV championship team. Finished his Raiders career with 780 yards on 224 carries, with five touchdowns. Added 44 receptions and three scores and returned an onside kick 33 yards for a touchdown against the New York Giants in 1980. Two-time Southland Conference Most Valuable Player while at Texas-Arlington. Finished his career with 3,346 rushing yards, the first player in conference history to top 3,000 yards. Attended Oswatomie High School in Oswatomie, Kansas. Derrick and his wife, Amanda, have a son, Davis.



DOUG KRETZ

Area Scout



Joined the Seattle Seahawks scouting staff full-time in June of 1981 after working two years on a part-time basis. A Seattle Pacific University graduate, Kretz lettered in soccer as a collegian and earned his degree in Physical Education. He broke into coaching at Redmond Junior High in Redmond, Washington. The next four years were spent as an assistant football coach and soccer coach at Newport High in Bellevue, Washington. A native of Seattle, Kretz attended Mercer Island

High School, where he played football and baseball. Doug and his wife, Gerri, have a daughter, Berit.

DAVE NUSZ

Area Scout



Enters his eleventh season as a scout, having joined the Seahawks in July, 1986. He spent 28 years as a collegiate assistant coach at the University of Maryland (1956-57), William and Mary (1958-61), University of Detroit (1962-65), University of Texas-El Paso (1966-70), Mississippi State (1971-72), Memphis State (1973-74), Southern Methodist (1974-75), Vanderbilt (1976-78), and the University of Louisville (1979-83). Nusz coached the defensive backs and linebackers for two seasons

(1984-85) with the Jacksonville Bulls of the United States Football League before joining the Seahawks. A graduate of the University of Maryland with a degree in Physical Education, Recreation and Health, Nusz played on three Terrapin teams that won 27-of-32 games, played in two Orange Bowls (1953 and 1955) and won the 1953 National Championship with a 10-1-0 record. The 1955 squad finished third in the nation also with a 10-1-0 mark. Dave and his wife, Bette, have a daughter, Kerry, and a son, Tommy. His last name is pronounced "News."

JIM WHITESEL

Head Trainer



An original member of the staff, Whitesel begins his 21st season and his 13th as head trainer. Was the head trainer at Seattle Pacific University for the two years prior to joining the Seahawks and also worked as an assistant trainer at the University of Washington and Washington State University. Has spent the last 33 years working in the athletic training field. Lectured on sports medicine topics in Japan and also twice at the National Athletic Trainers Association meetings

Has helped design athletic shoes and a therapeutic knee brace to protect knee ligaments and reduce the risk of injury. Holds a Masters Degree in Sports Medicine from the University of Washington and is a certified member of the National Athletic

Trainers Association. Served as the president for the Northwest Athletic Trainers Association District 10. He graduated from Franklin Pierce High School in Tacoma, Washington. Jim and his wife, Sharron, have three children, Anna, Joe, and Mike.

TODD SPERBER

Assistant Trainer



Joined the Seahawks staff in 1994 after 13 seasons with the Los Angeles Raiders. Joined the Raiders as their part-time assistant trainer in 1981 and was promoted to full-time status in 1985. Also served as the conditioning coordinator. Graduated from California Poly San Luis Obispo with a degree in Physical Education. Worked as a student trainer for football and basketball while an undergraduate. Received his Masters Degree in Education/Physical Education from Cal State University

Dominguez Hills. Member of the National Athletic Trainers Association and the National Strength and Conditioning Association. Attended Yucaipa High School in Yucaipa, California, lettering in basketball. Todd and his wife, Susie, have a daughter, Carly.



Chuck Arnold
Account Executive



Dr. Kevin Auld
Team Physician



Julie Barber
Account Executive



Mike Baugh
Admin. Asst./Coaching



Howard Baus
Asst. Equipment Mgr.



Karen Beckman
Staff Accountant



Scott Behring
Equipment Staff



Sarita Carter
Drug Awareness Coord.



Jeanne Denkmann
Coaching Secretary



Duc Dinh
Facilities



Linda Ebi
Admin. Asst./Scouting



Thom Fermstad
Video Director



Craig Givens
Asst. Video Director



Sandy Gregory
Comm. Services Dir.



Sue Hart
Travel Consultant



Ingrid Hatfield
Receptionist



Dr. Stan Herring
Team Physician



Cindy Kelley
Office Manager



Erik Kennedy
Equipment Staff



Lynn Kennedy
Facilities



Charlotte Kores
Executive Assistant



Sterling Monroe
Information Sys. Dir.



John Monson
Facilities Manager



James Nagaoka
Ticket Director



Sharon Nelson
Exec. Asst./K. Behring



Dave Neubert
Public Relations Dir.



Danielle Patterson
Accounting Assistant



Lauri Perry
Admin. Asst./PR



Diana Popow
Executive Sales Dir.



Tag Ribary
Admin. Asst./Scouting



Dr. Pierce Scranton
Team Physician



Terry Sinclair
Equipment Manager



Patty Sipes
Administrative Staff



Reid Skinner
Sales & Marketing



George Sybrant
Food Services



Corky Trewin
Team Photographer




Dr. James Trombold
Team Physician



Mike Wacker
Video Projects Director




Steve Wright
Asst. PR Director



**COACHING
STAFF**

DENNIS ERICKSON

Head Coach



SEAHAWKS: Enters into his second season as the Seahawks head coach. Finished 1995 with an 8-8 record, Seattle's best finish since a 9-7 mark in 1990. Rebounded from a 2-6 first half of the season to win six-of-seven and be in playoff contention until a week 17 loss at Kansas City to the Chiefs, who finished with the NFL's best record. Named the fifth head coach in franchise history on January 12, 1995. Erickson follows Jack Patera (1976-82), Mike McCormack (1982), Chuck

Knox (1983-91), and Tom Flores (1992-94) as the Seahawks head coach and is the first of the five not to have previous NFL coaching experience. A native of Everett, Washington, Erickson is one of four current NFL coaches to be the head coach of his hometown team. The others are the New York Jets Rich Kotite (Brooklyn, NY), the Pittsburgh Steelers Bill Cowher (Pittsburgh), and the San Francisco 49ers George Seifert (San Francisco).

NFL HEAD COACHING EXPERIENCE: Begins his second season as a head coach in the National Football League, all with the Seahawks. Possesses an 8-8 career record.

COLLEGE HEAD COACHING EXPERIENCE: A proven winner in each of his four college head coaching jobs, Erickson posted a 113-40-1 overall record and won two national championships in 13 seasons as a head coach, enduring only one losing season. In addition, he captured coach of the year honors in three different conferences—Big Sky, Pac 10, and Big East. Reached 100 career wins in his 137th game, becoming the third-quickest to reach that plateau among Division I head coaches active in 1994, trailing Penn State University's Joe Paterno (122 games) and the University of Nebraska's Tom Osborne (126 games). Spent six seasons (1989-94) at the University of Miami and compiled an NCAA-best 63-9-0 record (.875) and winning national championships in his first season of 1989 and again in 1991. Posted a 35-2 home mark at the Orange Bowl, including being part of an NCAA record 58 straight wins. Became only the second head coach in NCAA history to win a national championship in his first season at a school. The Hurricanes finished the 1989 regular season 10-1, losing only to Florida State, and defeated the University of Alabama in the USF&G Sugar Bowl, 33-25. During the year they knocked off the undefeated defending national champion University of Notre Dame, 27-10. At the end of the year they led the country in total defense (216.5 yards per game), rushing defense (69.1), and scoring defense (9.3 points per game). Erickson was a finalist for national coach of the year honors and was named the All-South Independent Coach of the Year. His 1990 squad finished 10-2 and ranked third in the country following a 46-3 win over the University of Texas in the Mobil Cotton Bowl. In 1991, Miami posted a perfect 12-0 mark capped by a 22-0 win over the University of Nebraska in the Federal Express Orange Bowl, winning a share of the national title with the University of Washington. Winning two national titles in his first three seasons at Miami matched the NCAA record set by the University of Oklahoma's Barry Switzer in 1974 and 1975. In 1992, his squad entered the Sugar Bowl 11-0 with a chance to capture a third national title, but dropped a 34-13 decision to eventual national champion Alabama, who finished 12-0. That squad finished third in the country. After both the 1991 and 1992 seasons he was named Big East Coach of the Year. In 1993 Miami finished 9-3 and was ranked 15th, while in 1994, they were 10-2, ranking sixth in the

nation. While at Miami, his teams captured two national championships and entered three additional bowl games in contention for a national title, played in six straight New Year's Day bowl games, and won at least 10 games five times. Erickson coached 14 first-team All-America players, a Heisman Trophy winner (quarterback Gino Torretta in 1991), Outland Trophy winner (defensive tackle Russell Maryland 1990), and Lombardi Award winner, (defensive tackle Warren Sapp in 1994). In addition, Maryland was the first pick in the entire 1991 draft. He started his head coaching career at the University of Idaho in 1982 compiling a 32-15-0 (.681) mark in four seasons, the most wins in school history, and advancing to the NCAA I-AA playoffs his first and last seasons in 1982 and 1985. He was named Big Sky Coach of the Year both seasons and the 1985 team captured the school's first conference title in 14 seasons. In 1986 he moved to the University of Wyoming. He installed his Air Express attack in place of the wishbone and turned around a 3-8 team to one that went 6-6, losing three games by seven or fewer points, and finished second in the nation in passing offense, while breaking all school passing records. He moved to Washington State University in 1987 and after a 3-7-1 first season went 9-3-0 in 1988, taking the Cougars to the Aloha Bowl, their first bowl game since 1981, and only the fourth bowl game in school history. Washington State's 24-22 win over the University of Houston was the first bowl game win by a WSU team in 72 years and gave the Cougars a final national ranking of 16th, the highest in school history. That season also included an upset of number one ranked UCLA in Los Angeles. His quarterback, Timm Rosenbach, led the nation in passing efficiency with a 162.0 rating, and was later a first-round supplemental draft choice of the Arizona Cardinals in 1989.

COLLEGE ASSISTANT COACHING EXPERIENCE: Started his career as a graduate assistant at his alma mater, Montana State University, in 1969. He spent the next spring as a graduate assistant at Washington State before moving into the high school ranks as the head coach at Billings Central High School in Billings, Montana. In 1971, he returned to Montana State as the offensive backfield coach. In 1974 and 1975, he served as the offensive coordinator at the University of Idaho, before taking the same job at Fresno State University. In 1979, he moved to San Jose State University as their offensive coordinator remaining there until taking the head coaching job at the University of Idaho in 1982.

COLLEGE PLAYING EXPERIENCE: Was a three-year starter at quarterback at Montana State University from 1966 to 1968, twice earned first-team All-Big Sky Conference honors in 1967 and 1968, and was an honorable mention All-America as a senior. He set school records for career total offense (3,945 yards), career passing yards (3,181), passing yards in a single-season (1,819 in 1968), passing yards in a single game (282 versus Montana), while ranking second all-time with 126 points and 21 touchdowns. His 70-yard pass to Ron Bain against Northern Arizona in 1968 was a school record. In addition, he was the holder for future NFL Hall of Fame kicker Jan Stenerud. Graduated with a B.S. in Physical Education.

PERSONAL: Is a native of Everett, Washington, located 30 miles north of Seattle. His father, Robert (Pink) Erickson, was a highly-successful high school coach at Ferndale High School in Ferndale, Washington, and Cascade High School in Everett, and he and his wife, Mary, still live in Everett. Dennis attended Everett High School, lettering in football and basketball and was 2-1 against his father. The current head coaches of the University of Washington, Jim Lambright (1961), and Washington State University, Mike Price (1964), along with Erickson (1965), all attended Everett High School. Dennis and his wife, Marilyn, have two sons, Bryce, who attends Central Washington University, and Ryan, a high school senior. Born March 24, 1947, in Everett, Washington.



ERICKSON'S NFL COACHING RECORD

Year	Team	W	L	T	Pct	Pts	Opp
1995	Seattle	8	8	0	.500	363	366

ERICKSON'S COLLEGE COACHING RECORD

Year	School	Overall				Conference			
		W	L	T	Pct.	W	L	T	Pct.
1982	Idaho	9	4	0	.692	5	2	0	.714
1983	Idaho	8	3	0	.727	4	3	0	.571
1984	Idaho	6	5	0	.545	4	3	0	.571
1985	Idaho	9	3	0	.750	6	1	0	.857
1986	Wyoming	6	6	0	.500	4	4	0	.500
1987	Washington State	3	7	1	.318	1	5	1	.214
1988	Washington State (16)	9	3	0	.750	5	3	0	.625
1989	Miami (1)	11	1	0	.917	-	-	-	
1990	Miami (3)	10	2	0	.833	-	-	-	
1991	Miami (1)	12	0	0	1.000	2	0	0	1.000
1992	Miami (3)	11	1	0	.917	4	0	0	1.000
1993	Miami (15)	9	3	0	.750	6	1	0	.857
1994	Miami (6)	10	2	0	.833	7	0	0	1.000
		113	40	1	.737	48	22	1	.683

Final Associated Press ranking in parenthesis

ERICKSON'S COACHING CAREER

1969	Montana State University: <i>Graduate Assistant Coach</i>
1970	Washington State University: <i>Graduate Assistant Coach</i> (Spring)
1970	Billings (Montana) Central High School: <i>Head Coach</i>
1971-73	Montana State University: <i>Offensive Backfield Coach</i>
1974-75	University of Idaho: <i>Offensive Coordinator</i>
1976-78	Fresno State University: <i>Offensive Coordinator</i>
1979-81	San Jose State University: <i>Offensive Coordinator</i>
1982-85	University of Idaho: <i>Head Coach</i>
1986	University of Wyoming: <i>Head Coach</i>
1987-88	Washington State University: <i>Head Coach</i>
1989-94	University of Miami: <i>Head Coach</i>
1995-	Seattle Seahawks: <i>Head Coach</i>

ASSISTANT COACHES

GREGG SMITH

Assistant Head Coach, Tight Ends



SEAHAWKS: Named to his current position on January 12, 1995.

NFL COACHING EXPERIENCE:

Begins his second season as an assistant coach in the NFL.

COLLEGE COACHING EXPERIENCE:

Has served as Dennis Erickson's offensive line coach since 1982. Originally hired by Erickson at the University of Idaho in 1982, and moved with him to the University of Wyoming (1986), Washington State University (1987-88)


and to the University of Miami (1989-94). While at Miami, he also served as Erickson's assistant head coach, handling administrative duties. Had five of his Miami linemen drafted by NFL teams, including tackle Leon Searcy with the 11th overall pick by the Pittsburgh Steelers in 1992. Another of his drafted linemen was guard Mike Utley at Washington State. Began his coaching career as a graduate assistant at the University of Idaho in 1967.

COLLEGE PLAYING EXPERIENCE: Played one season as a tight end at the University of Idaho before a knee injury ended his career.

PERSONAL: Attended Moscow High School in Moscow, Idaho. Coached in high school at Sunset High in Beaverton, Oregon, from 1969-72, before moving to Buhl High in Buhl, Idaho, as an assistant in 1973. Named head coach at Buhl in 1978 and remained there through the 1981 season. Has a degree in Education from the University of Idaho. Gregg and his wife, Gloria, have three children, Cori, Laci, and Tyler. Born October 28, 1946, in Oklahoma City, Oklahoma. Full name is John Greggory Smith.

BOB BRATKOWSKI

Offensive Coordinator, Wide Receivers



SEAHAWKS: Enters into his fifth season with the Seahawks and second as offensive coordinator. Promoted to offensive coordinator and wide receivers coach on January 12, 1995, after having served as wide receivers coach since January 22, 1992.

NFL COACHING EXPERIENCE:

Begins his fifth season in the NFL, having spent his entire career with the Seahawks.

COLLEGE COACHING EXPERIENCE:

Spent 14 seasons in the collegiate ranks, including the last six seasons as Dennis Erickson's offensive coordinator and wide receivers coach at the University of Wyoming (1986), Washington State University (1987-88) and the University of Miami (1989-91). The University of Miami won two national championships (1989 and 1991) during his tenure. Began his career as the wide receivers coach at the University of Missouri in 1978. Moved to Weber State

University as wide receivers coach in 1981 and was promoted to offensive coordinator in 1984 at age 28. Joined Erickson's staff at the University of Wyoming in 1986 as offensive coordinator and wide receivers coach and moved with Erickson to Washington State University in 1987 and to Miami in 1989. At Wyoming, the team broke every school record for team and individual passing, while finishing second in the nation in passing yards per game. While at Washington State, the Cougars ranked third nationally in total offense in 1988 and were tenth in scoring, while posting a 9-3 mark, an Aloha Bowl win and the school's highest-ever national ranking (16th).

COLLEGE PLAYING EXPERIENCE: Lettered three seasons, 1975-77, at Washington State University as a wide receiver. Redshirted in 1974 after playing with the junior varsity in 1973. Earned his degree in Education from the University of Missouri in 1979.

PERSONAL: Attended Premonte High School in Green Bay, Wisconsin, lettering twice each in football, basketball, and golf. His father, Zeke, played quarterback for 14 seasons in the NFL with the Chicago Bears (1954, 1957-60), Los Angeles Rams (1961-63), and Green Bay Packers (1964-68, 1971) and currently is the offensive coordinator and quarterbacks coach for the New York Jets and is in his 25th year as an NFL assistant coach. Bob and his wife, Rebecca, have two children, a son, Shane, and a daughter, Courtney. Born December 2, 1955, in San Angelo, Texas.

GREG Mc MACKIN

Defensive Coordinator



SEAHAWKS: Named to his current position on January 27, 1995, after being originally hired on January 12. Begins his 26th consecutive season handling the defensive side of the football.

NFL COACHING EXPERIENCE: Begins his second season as an assistant coach in the NFL.

COLLEGE COACHING EXPERIENCE: Spent the 1994 season as the defensive coordinator at the University of

Miami after joining Dennis Erickson's Hurricanes staff as the defensive backfield coach in 1993. Miami led the nation in three defensive categories in 1994: total defense, pass defense, and scoring defense. Has spent 20 of the past 22 seasons in the college ranks. Started his career as a graduate assistant coach at the University of Arizona in 1968. Coached in high school for five seasons before moving to Western Oregon State College in Monmouth, Oregon, in 1974 as the defensive coordinator and recruiting coordinator.

DYNAMIC DUO

In 1995, Brian Blades and Joey Galloway combined to give the Seahawks their first pair of 1,000-yard receivers. Blades caught 77 passes for 1,001 yards and 4 touchdowns, his second consecutive 1,000-yard season and fourth of his career. Galloway became just the 10th rookie in NFL history to surpass 1,000 yards with 1,039 on 67 receptions and a team-high seven touchdowns. The two combined for 2,040 yards, the most by any Seattle receiving duo. Their 144 receptions were the second most by any Seahawks pass catching duo, but the most by a pair of wide receivers.

Handled the same duties at the University of Idaho from 1977-78. Served as the assistant head coach and secondary coach at San Jose State University from 1979-83, where Dennis Erickson was the offensive coordinator from 1979-81, and Jack Elway was the head coach from 1979-83. Joined Elway at Stanford University from 1984-85, where he handled the linebackers. After two seasons in the United States Football League, he served from 1986-89 as the head football coach and assistant athletic director at Oregon Tech University in Klamath Falls, Oregon. From 1990-92 he served as the defensive coordinator at the University of Utah (1990-91) and at the United States Naval Academy (1992).

COLLEGE PLAYING EXPERIENCE: Was a four-year starter and three-time all-conference selection as a defensive back at Southern Oregon State University, in Ashland, Oregon (1964-68). Graduated with a B.A. degree in Physical Education and earned a Masters in Education from the University of Arizona.

PERSONAL: Attended Springfield High School in Springfield, Oregon. Served as an assistant coach at Aloha High School in Aloha, Oregon, from 1968-71, before being elevated to head coach in 1971 for three seasons. Greg and his wife, Heather, have a daughter, Shannon. Born April 24, 1947, in Springfield, Oregon. Has authored a book, *Coaching the Defensive Backfield*, which is in its second printing.

DAVE ARNOLD

Special Teams



SEAHAWKS: Named to his current position on January 12, 1995.

NFL COACHING EXPERIENCE: Begins his second season as an assistant coach in the NFL.

COLLEGE COACHING EXPERIENCE: Started his college coaching career as an assistant at Michigan State University in 1980, after 12 seasons as a high school coach. Moved to Montana State University as an assistant in 1982, before becoming the head

coach in 1983. At Montana State, he took a team that was 1-10 his first season and turned into a 12-2 team that ended the season with a 10-game winning streak and NCAA Division I-AA National Championship. He earned coach of the year honors from the American Football Coaches Association and CBS-TV. In 1987, he joined Dennis Erickson's staff at Washington State University handling the special teams and assisting Gregg Smith with the offensive line. He moved with Erickson to the University of Miami in 1989. At Miami, he coached the tight ends for the first four seasons, before moving to the running backs in 1993 and 1994, while also handling the special teams.

COLLEGE PLAYING EXPERIENCE: Lettered as a tight end at Drake University, in Des Moines, Iowa. Graduated with a degree in Health, Physical Education, and Recreation in 1967.

PERSONAL: Started his coaching career as an assistant coach at his alma mater, Midland High School in Midland, Michigan, in 1968. Moved to Alma High School in Alma, Michigan, as an assistant in 1973, before being named the head coach in 1974. In his six seasons as a head coach, he won three league titles and was named coach of the year three times. Dave and his wife, Bobbie, have three children. Kim, Karie, and E.J. Born September 18, 1944, in Jackson, Michigan, and was raised in Midland, Michigan.

TOMMY BRASHER

Defensive Line



SEAHAWKS: Begins his fifth season as the defensive line coach after being hired on January 23, 1992. Was retained by Dennis Erickson on January 16, 1995.

NFL COACHING EXPERIENCE: Enters into his 13th NFL season in 1994. He has served as the defensive line coach with the New England Patriots (1982-84), Philadelphia Eagles (1985), Atlanta Falcons (1986-89), and Tampa Bay Buccaneers (1990), prior to

joining the Seahawks. He spent the 1991 season in private business.

COLLEGE COACHING EXPERIENCE: Started his college coaching career at the University of Arkansas, his alma mater, as the defensive line coach under Frank Broyles in 1970. He moved to Virginia Tech in 1971 as defensive line and linebackers coach and spent the 1974 and 1976 seasons at Northeastern Louisiana University as defensive coordinator and defensive line coach. He coached the defensive line at Southern Methodist University from 1977 through 1981.

COLLEGE PLAYING EXPERIENCE: A three-year letterman and two-time All-Southwest Conference linebacker under Frank Broyles at Arkansas in 1962 and 1963. He twice played in the Sugar Bowl and was a teammate of Dallas Cowboys owner Jerry Jones and former Cowboys head coach Jimmy Johnson.

PERSONAL: Played football at El Dorado High School in El Dorado, Arkansas, and began his coaching career at El Dorado in 1964 as an assistant. He also coached at Ball High in Galveston, Texas (1965-66), and was the head coach at Hot Springs High in Hot Springs, Arkansas (1967-69). In 1975, he left the college ranks to become the defensive line coach of the Shreveport Steamer of the World Football League. Tommy and his wife, LaNelle, have two daughters, Melodie and Christie. He was born on December 30, 1940, in El Dorado, Arkansas. His last name is pronounced BRAY-zure.

DAVE BROWN

Defensive Coach



SEAHAWKS: Enters into his fifth season as an assistant coach. Originally joined the Seahawks on January 24, 1992, under Tom Flores, and was retained by Dennis Erickson on January 27, 1995.

NFL COACHING EXPERIENCE: Brown enters into his fifth season as an NFL assistant in 1995. He is one of three former Seahawks players to currently serve as NFL assistant coaches along with Fred Hoaglin (1976), now

with the New England Patriots, and Sherman Smith (1976-82) with the Houston Oilers.

NFL PLAYING EXPERIENCE: Played 15 seasons as a defensive back with the Pittsburgh Steelers (1975), Seattle Seahawks (1976-

86) and Green Bay Packers (1987-89). Missed the 1990 season on injured reserve with Green Bay because of an Achilles tendon injury and retired prior to the 1991 season. Played in 216 of a possible 222 games, starting 203, in his career prior to missing the 1990 season. The six games missed all came in 1981 with a broken leg. Finished his career with 62 interceptions, ranking him tied for fifth in NFL history. Had seven games with two interceptions. Ranks as Seattle's career interception leader with 50. Scored five touchdowns on interception returns, all with the Seahawks. Returned two for touchdowns against the Kansas City Chiefs on November 4, 1984, tying an NFL record. Totaled eight interceptions that season and was voted to the AFC Pro Bowl squad. Voted the Seahawks defensive captain by his teammates from 1983 through 1986. Also holds Seahawks record for career (643) and single-season (179 in 1984) interception return yardage, and career return touchdowns (5). Third inductee into the Seahawks Ring of Honor in 1992. Originally drafted 26th on the first round by the defending Super Bowl Champion Pittsburgh Steelers in 1975, and saw action in 13 games as well as playing in Super Bowl X against the Dallas Cowboys. Was acquired by the expansion Seahawks in the 1976 Veteran Allocation Draft on March 30. Played and started 159 games at both free safety (1976) and right cornerback (1977-86) with Seattle before being traded to the Packers on August 26, 1987, for an eleventh-round 1988 choice. Started all 44 games that he played in Green Bay and was voted by his teammates defensive captain in 1988. Led the Packers with 12 interceptions in his three seasons.

COLLEGE PLAYING EXPERIENCE: Named to the University of Michigan's All-Time Team for the Second 50 Years of Wolverine Football in 1983. Three-year starter at safety and played on teams that posted a 30-2-1 record and shared three Big Ten titles. Was a three-time first-team All-Big Ten choice and a consensus first-team All-America as a junior and a unanimous choice as a senior. Played in the East-West Shrine Game, the Hula Bowl, Coaches All-America and College All-Star games after his senior season. Graduated with a degree in Radio and Television.

PERSONAL: Attended Garfield High School in Akron, Ohio. Active with the Fellowship of Christian Athletes and Pro Athletes Outreach. Is an accomplished racquetball player having finished second in both the 1980 NFL Players Association tournament and the 1987 Washington State Open. Named the 1982 Seattle NFL Man of the Year for his work in the community. Dave, and his wife, Rhonda, have two sons, Aaron and Sterling, and live in Woodinville, Washington. Born January 16, 1953, in Akron, Ohio.

KEITH GILBERTSON

Defensive Assistant



SEAHAWKS: Enters into his first season with the Seahawks after being added to the staff on January 24, 1996.

NFL COACHING EXPERIENCE: Begins his first season as an assistant in the National Football League.

COLLEGE COACHING EXPERIENCE: Served as the head coach of the University of California-Berkeley for four seasons prior to joining the Seahawks. Compiled a 20-26 record including a 9-4 mark in 1993 with a 27-

3 win over the University of Iowa in the Alamo Bowl. In 1993 his squad led the Pac 10 in total offense after finishing second in 1992.


Started his coaching career at the University of Idaho in 1971 as the freshman coach before moving to Western Washington University (1974) as defensive coordinator and to the University of Washington (1976) as a graduate assistant. After five years as the offensive coordinator at the University of Utah (1977-81), he joined Dennis Erickson's staff at the University of Idaho as the offensive coordinator for one season. He left to coach in the United States Football League and returned to Idaho in 1985. One year later he was named the head coach and compiled a 28-9 record in three seasons and was named Big Sky Coach of the Year in 1988. He spent three seasons (1989-91) at the University of Washington as the offensive line coach and offensive coordinator and helped the Huskies to a share of the 1991 National Championship with Erickson's University of Miami Hurricanes.

COLLEGE PLAYING EXPERIENCE: Played football at Columbia Basin Community College and the University of Hawaii. Earned his B.S. degree in Social Sciences from Central Washington University and a Master's Degree from Western Washington University.

PERSONAL: Attended Snohomish High School in Snohomish, Washington. Born May 15, 1948, in Snohomish. He and his wife, Barbara, have three children, daughters Ann and Kristin, and a son, David.

NED JAMES

Offensive Staff Assistant



SEAHAWKS: Enters into his second season on the staff. Will assist the offensive coaches.

NFL COACHING EXPERIENCE: Begins his second season in the National Football League. Coached the running backs with the London Monarchs of the World League of American Football in 1991 and 1992.

COLLEGE COACHING EXPERIENCE: Spent the previous three seasons as the offensive coordinator at Winona

State University in Winona, Minnesota. Started his coaching career at Arizona State University (1987-88) handling the running backs. Also coached at Long Beach State University (1988-89), and Texas Christian University (1989-90). Coached the running backs at Long Beach State and the linebackers at Texas Christian.

COLLEGE PLAYING EXPERIENCE: Lettered two seasons as a quarterback at the University of New Mexico (1985-86). Set a school record with 514 total yards in a 35-25 loss to the University of Wyoming and head coach Dennis Erickson in 1986. Passed for 406 yards and rushed for 108.

PERSONAL: Played with the Montreal Alouettes of the Canadian Football League (1987) and with the Dallas Texans of the Arena Football League (1990). Attended Grant High School in Los Angeles, California. Born January 18, 1964, in Syracuse, New York.

THREE OF A KIND

The head coaches of the Seahawks and Washington state's two NCAA Division I-A football programs (Washington and Washington State), all graduated from Everett High School in Everett, Washington, 30 miles north of Seattle. They include the Seahawks Dennis Erickson (1965), Washington's Jim Lambright (1961) and Washington State's Mike Price (1964).

DANA LeDUC

Strength and Conditioning



SEAHAWKS: Named to his current position on January 12, 1995.

NFL COACHING EXPERIENCE: Begins his second season as an assistant coach in the NFL.

COLLEGE COACHING EXPERIENCE: Coached the last 18 seasons in college, the first 16 at the University of Texas and the last two at the University of Miami under Dennis Erickson. Joined the Longhorns in 1977 after being a six-time All-America selection


in the shot put from 1974-76. Graduated with a B.S. degree in Education.

COLLEGE PLAYING EXPERIENCE: Attended the University of Kansas on a track scholarship for one year before transferring to the University of Texas. Captured one NCAA shot put championship and had a personal best throw of 67'-1/4".

PERSONAL: Attended Washington High School in Tacoma, Washington. State Class AA shot put champion in 1971. Studied at the Institute of Sports and Physical Education in Moscow, Russia, in 1987. Born March 22, 1953, in Tacoma, at Madigan Army Medical Center. His father was stationed at Ft. Lewis and still lives in Tacoma.

HOWARD MUDD

Offensive Line



SEAHAWKS: Begins his fourth season on his second tour of duty after being retained by Dennis Erickson on January 12, 1995. Originally joined Seattle as their offensive line coach in their third season of 1978 under Jack Patera and remained until 1982. Rejoined the staff on January 28, 1993, under Tom Flores. The Seahawks have ranked first (1993) and second (1994 and 1995) in the AFC in rushing the past three seasons.

NFL COACHING EXPERIENCE: Enters into his 23rd consecutive season as an NFL offensive line coach, having entered the league with the San Diego Chargers in 1974. Only eight other assistant coaches ended the 1994 season with more consecutive seasons of service. Moved to the San Francisco 49ers in 1977, and has also coached with the Seahawks from 1978 to 1982, the Cleveland Browns from 1983 to 1988, and the Kansas City Chiefs from 1989 to 1992. In 1985 with Cleveland, his linemen paved the way for runners Kevin Mack and Earnest Byner to each surpass 1,000 rushing yards, becoming only the third pair of backs to each top 1,000 yards, joining Miami's Larry Csonka and Mercury Morris in 1972 and Pittsburgh's Franco Harris and Rocky Bleier in 1975.

NFL PLAYING EXPERIENCE: Enjoyed a seven-year playing career as an offensive guard with the San Francisco 49ers (1964-69) and the Chicago Bears (1969-70). Drafted on the ninth round in 1964 by the 49ers and was traded to the Bears during the 1969 season. Played and started in three Pro Bowl games (1966-68), was

twice named first-team All-NFL (1967 and 1968), and was named to the NFL's All-Decade of the 60's Team while with the 49ers. Played one plus seasons with the Bears, suffering a knee injury in 1969, and retired after the 1970 season.

COLLEGE COACHING EXPERIENCE: Began his coaching career as the offensive line coach at the University of California in 1972.

COLLEGE PLAYING EXPERIENCE: Starter at guard and a team captain at Hillsdale College in Hillsdale, Michigan. Member of the NAIA Hall of Fame. Originally enrolled at Michigan State University before transferring. Graduated with a degree in Biology.

PERSONAL: Attended Midland High School in Midland, Michigan. Howard has two children, a son, Darren, and a daughter, Ami, and his wife, Shirley, has a son, Adam. Born February 10, 1942, in Midland, Michigan.

MIKE MURPHY

Linebackers



SEAHAWKS: Named to his current position on February 9, 1995.

NFL COACHING EXPERIENCE: Begins his 11th season as an NFL assistant and his second with the Seahawks. Entered the NFL as the Detroit Lions linebackers coach in 1985 and stayed there until 1989. Coached the inside linebackers with the Arizona Cardinals from 1990-93. Had worked in the Pro Personnel Department of the Carolina Panthers since May of 1994.

COLLEGE COACHING EXPERIENCE: Started his collegiate career at the University of Vermont in 1970 and stayed through 1973, coaching the defensive line, before moving to Idaho State from 1974 to 1976. Spent his first two seasons handling the defensive line before being promoted to defensive coordinator in 1976. Moved to Western Illinois University coaching the linebackers from 1977 to 1978.

COLLEGE PLAYING EXPERIENCE: Played guard and linebacker at Huron University in Huron, South Dakota. Graduated in 1966.

PERSONAL: Served as the defensive coordinator with the Saskatchewan Roughriders of the Canadian Football League from 1979-83 and as the defensive line coach with the Chicago Blitz of the United States Football League in 1984. Started his coaching career at Woonsocket High School in Woonsocket, South Dakota,

ALL-TIME COACHING RECORDS

	Regular Season				Postseason		
	W	L	T	Pct	W	L	Pct
*Jack Patera (1976-82)	35	59	0	.372	—	—	—
Mike McCormack (1982)	4	3	0	.571	—	—	—
Chuck Knox (1983-91)	80	63	0	.559	3	4	.429
Tom Flores (1992-94)	14	34	0	.291	—	—	—
Dennis Erickson (1995)	8	8	8	.500	—	—	—
Totals (1976-95)	141	167	0	.458	3	4	.429

* Patera was fired after two games of the 1982 season and replaced by McCormack.

in 1966. Also coached at Mapleton High School in Denver, Colorado, and at Fairview High School in Boulder, Colorado. Born September 25, 1944, in New York City. Mike has a son, Sam, and a daughter, Sarah. His wife, Gaye, has a daughter, Heather.

RICH OLSON

Quarterbacks



SEAHAWKS: Named to his current position on January 12, 1995.

NFL COACHING EXPERIENCE: Begins his second season as an assistant coach in the NFL.

COLLEGE COACHING EXPERIENCE: Is a 19-year college football coaching veteran, including the last three at the University of Miami under Dennis Erickson. Served as Erickson's offensive coordinator and quarterbacks coach in 1993 and 1994 after handling


the wide receivers and quarterbacks upon his arrival in 1992. Joined the Hurricanes after eight seasons as the offensive coordinator at Fresno State University under Jim Sweeney. Olson has also coached under John Robinson at the University of Southern California (1977) as a part time assistant, Ron Meyer at Southern Methodist University (1978-80), where he helped recruit Eric Dickerson and Craig James, and Lou Holtz at the University of Arkansas (1981-83). He coached the offensive line under Robinson, offensive line and running backs at SMU, and defensive backfield at Arkansas. Olson got his first collegiate job as a graduate assistant at Washington State University in 1970. After five seasons in high school coaching, he spent one season as a part-time assistant at Fresno State (1976) before joining Robinson's USC staff in 1977.

COLLEGE PLAYING EXPERIENCE: Lettered two seasons, 1968-69, at Washington State University as a quarterback and free safety. Graduated with a degree in Physical Education and Political Science.

PERSONAL: Attended Harbor Junior College in Wilmington, California, after graduating from Montebello High School in Montebello, California. Born July 7, 1948, in Los Angeles, California. Rich and his wife, Cindy, have one child, Kasey.

WILLY ROBINSON

Defensive Backs



SEAHAWKS: Named to his current position on January 12, 1995.

NFL COACHING EXPERIENCE: Begins his second season as an assistant coach in the NFL.

COLLEGE COACHING EXPERIENCE: Joined Dennis Erickson's staff handling the defensive backs at the University of Miami in 1994 after 14 seasons at Fresno State University. He began his career as a graduate assistant at Fresno State in 1978 before moving to

be an assistant at San Jose State University in 1979. Returned to Fresno State in 1980 and stayed through the 1993 season handling




the secondary (1980-86), linebackers (1987-89), and secondary and special teams (1990-91), before being promoted to defensive coordinator in 1992.

COLLEGE PLAYING EXPERIENCE: Two-time All-Pacific Coast Conference choice as a defensive back at Fresno State University. Earned first-team honors as a junior and second team as a senior. Graduated with a B.S. degree in Physical Education.

PERSONAL: Attended Redwood High School in Visalia, California. Willy and his wife, Lee Ann, have two children, Brittany and Mallory. Born February 10, 1956, in Fort Carson, Colorado.

CLARENCE SHELMON

Running Backs



SEAHAWKS: Enters into his fifth season as the Seahawks running backs coach after being rehired by Dennis Erickson on January 16, 1995. Originally joined the staff on January 21, 1992.


NFL COACHING EXPERIENCE: Enters into his sixth NFL season and fifth with the Seahawks in 1995. Entered the NFL in 1991 as the running backs coach of the Los Angeles Rams.

COLLEGE COACHING EXPERIENCE:

Began his career as a graduate assistant at his alma mater, the University of Houston, in 1975. Spent three seasons (1978-80) at the United States Academy at West Point and three seasons at Indiana University (1981-83) before moving to the University of Arizona (1984-86) and the University of Southern California (1987-90). Coached the running backs at each stop, except for Army, where he handled the running backs and tight ends. Eight of his backs earned All-Pac-10 honors, including two conference rushing champions and one second place finisher. Was part of three straight Pac-10 Championships and Rose Bowl appearances while at USC.

COLLEGE PLAYING EXPERIENCE: Lettered two seasons (1973-74) as a running back at the University of Houston. Graduated with a B.S. degree in Education.

PERSONAL: Attended Airline High School in Bossier City, Louisiana. He coached one season (1977) at Carroll High School in Corpus Christi, Texas. Attended Long Island University working towards a Masters Degree in Guidance and Counseling. Clarence lives in Kirkland, while his wife, Nancy, lives and works in Los Angeles. Born September 17, 1952, in Bossier City.



**VETERAN
BIOGRAPHIES**



98 SAM ADAMS

DT

Height: 6-3

Weight: 297

College: Texas A&M

NFL Experience: 3rd Year

How Acquired: Draft (1st round 1994)

1995 Games Played/Started: 16/5

Career Games Played/Started: 28/12

Birthdate: June 13, 1973

Birthplace: Houston, TX

Residence: Redmond, WA

1995: Played 16 games, starting the first five at left tackle in the base defense before splitting time with Joe Nash for the last 11 games. Used as the left tackle in the nickel for all 16 games. Credited with 25 tackles, 2.5 sacks, and 4.5 tackles for loss, according to unofficial press box statistics. Had a sack for a safety at Jacksonville.

CAREER: The eighth player chosen in the first round of the 1994 draft. Has played both defensive tackle and end in his career.

1994: Played the last 12 games, starting seven, six at left end and one at left tackle. Also played extensively at left tackle in the nickel. Missed the first four games due to a knee sprain suffered at San Francisco in the preseason. Saw his first action at Indianapolis playing in the nickel. First career start came at left tackle in Denver. Started the last five games at left end. Credited with 27 tackles, four sacks, and 6.5 tackles for loss.

HONORS: *1994, First-team All-Rookie (Pro Football Weekly/Pro Football Writers Association, College and Pro Football Newsweekly, and Football News).*

COLLEGE: Three-year starter. Consensus first-team All-America in 1993 by Associated Press, Kodak, United Press International, and the Walter Camp Foundation. First-team All-Southwest Conference pick in 1993 by Associated Press, *Football News*, *Austin American-Statesman*, *Dallas Morning News*, *Fort Worth Star-Telegram*, *Houston Chronicle*, *Houston Post*, and *Waco Tribune-Herald*. Led team in big plays (51.5), tackles for loss (13), sacks (10.5), quarterback pressures (16), assisted tackles (33), forced fumbles (5), and fumble recoveries (3), while collecting 78 tackles. First-team All-SWC in 1992 after collecting 56 tackles, 5 tackles for loss, and 4.5 sacks. Conference Newcomer of the Year as a freshman in 1991. First-team Freshman All-America choice by *Football News*. Finished his career with 169 total tackles, 23 tackles for loss, and 20.5 sacks, 7 forced fumbles, 3 fumble recoveries, and 2 interceptions. Also was a member of the track team throwing the shot and discus. Won the shot at the Rice Invitational (55-1 3/4) and the Border Olympics (54-1 2/4). Threw the discus a single-season best 135-1 in 1992. Agricultural Economics major.

PERSONAL: Prep Southwest Defensive Player of the Year and state 5A high school shot put champion at Cypress Creek High School in Houston, Texas. Rated the second best shot putter in the nation while in high school. His father, Sam, Sr., played guard at Prairie View A&M and for the New England Patriots (1972-80) and New Orleans Saints (1981).

GREATEST COMEBACK

When the Seahawks erased a 20-point second quarter deficit in a 31-27 win against the Broncos in Denver on December 10, it marked the greatest comeback in franchise history. Seattle posted 21 fourth quarter points, including the winning score with 49 seconds left. The previous best was an 18-point effort versus the Pittsburgh Steelers in the Kingdome in 1981.

ADAMS' NFL RECORD

		Defense								
Club	G/S	Tkl	So	Ast	T/L	QB	PD	FF	FR	
1994 Seattle	12/7	27	20	7	6.5	4.0	4	0	0	
1995 Seattle	16/5	25	16	9	4.5	2.5	4	0	0	
NFL TOTALS	28/12	52	36	16	11.0	6.5	8	0	0	



74 JAMES ATKINS T

Height: 6-6 **Weight:** 303
College: Southwestern Louisiana
NFL Experience: 3rd Year
How Acquired: Free Agent (1993)
1995 Games Played/Started: 16/16
Career Games Played/Started: 20/18
Birthdate: January 28, 1970
Birthplace: Amite, LA
Residence: Amite, LA

1995: Started 16 games at left tackle. Moved to tackle from left guard after an injury sidelined three-year starter Ray Roberts in training camp. Retained his job after Roberts was healthy.

CAREER: 1993: Signed as a free agent to the practice squad on October 11 and switched to the offensive line. Went to camp with the Houston Oilers after signing as an undrafted free agent on May 26 and was waived on August 31. **1994:** Started the last two games at left tackle after injuries sidelined Ray Roberts and Mike Keim in the Houston game. Was inactive for the first five games before being activated, but not playing, for the next seven contests. Saw his first regular season action against the Indianapolis Colts on December 4.

COLLEGE: Four-year starter. Started his last two seasons at left defensive tackle after opening his first two years at right tackle. Finished his career with 268 total tackles, 30 tackles for loss, 14 sacks, and five fumble recoveries. Had a single-season high 85 tackles in 1991 and was credited with 10 tackles for loss in both 1989 and 1992. Redshirted in 1988. General Studies major.

PERSONAL: Football and basketball letterman at Woodland High School in Shreveport, Louisiana. James and his wife, Nicole, were married on May 28, 1995.

Career Games Played/Started: 1994 (Seattle) - 4/2; 1995 (Seattle) - 16/16; Career - 20/18.



75 HOWARD BALLARD T

Height: 6-6 **Weight:** 325
College: Alabama A&M
NFL Experience: 9th Year
How Acquired: UFA (Buffalo 1994)
1995 Games Played/Started: 16/16
Career Games Played/Started: 128/112
Birthdate: November 3, 1963
Birthplace: Ashland, AL
Residence: Ashland, AL

1995: Started 16 games at right tackle and did not miss a play. Started his 100th consecutive game versus Denver on October 1.

CAREER: Pro Bowl starter after both the 1992 and 1993 seasons. Played his entire career with the Buffalo Bills until signing with the Seahawks as an unrestricted free agent in 1994. Originally drafted on the eleventh round by the Bills in 1987, but opted to stay in school another year. Has not missed a game in his career, having played 128. Started the last 112 at right tackle, including 80 for the

Bills. Also played in 16 postseason games, starting the last 14, including four Super Bowls. **1988:** Signed on April 8. Only rookie offensive lineman to make Buffalo's roster. Played 16 games on special teams and as the backup at right tackle. Blocked a field goal and partially deflected a PAT versus New England. Also played in two playoff games. **1989:** Took over as the starter at right tackle in training camp and opened all 16 regular season and one postseason game. **1990:** Started all 16 regular season and three postseason games at right tackle. UPI second-team All-AFC choice. Twice earned game balls from the coaching staff, versus Cleveland and Philadelphia. **1991:** Started 16 games and three playoff contests at right tackle and was a first-team All-AFC choice by Pro Football Weekly and a member of the All-Madden Team. **1992:** Pro Bowl starter. Opened all 16 regular season and four postseason games at right tackle. Also a first-team All-AFC pick by UPI and Pro Football Weekly. **1993:** Earned second straight trip to the Pro Bowl as a starter. Opened all 16 regular season and three postseason games at right tackle. **1994:** Started 16 games at right tackle after signing as an unrestricted free agent on February 28. Missed one play all season. Played his 100th career game against the Pittsburgh Steelers on September 25.

HONORS: **1990**, Second-team All-AFC (UPI). **1991**, First-team All-AFC (Pro Football Weekly); All-Madden Team. **1992**, AFC Pro Bowl starter; First-team All-AFC (UPI, Football News). **1993**, AFC Pro Bowl starter; First-team All-AFC (UPI); Second-team All-NFL (College & Pro Football Newsweekly).

COLLEGE: Three-year starter at tackle. First-team NCAA Division II All-America in 1987 and a first-team All-Southern Intercollegiate Conference pick in 1986 and 1987. Finalist for the Harlon Hill Trophy, which is awarded to the outstanding Division II player in the country. Missed one season due to a knee injury. Majored in Physical Education.

PERSONAL: Attended Clay County High School in Ashland, Alabama, lettering in football. Nickname is "The House."

BALLARD'S NFL RECORD


Career Games Played/Started:

1988 Buffalo	—	16/0	1993 Buffalo	—	16/16
1989 Buffalo	—	16/16	1994 Seattle	—	16/16
1990 Buffalo	—	16/16	1995 Seattle	—	16/16
1991 Buffalo	—	16/16	SEATTLE CAREER	—	32/32
1992 Buffalo	—	16/16	NFL CAREER	—	128/112

Postseason Games Played/Started:

1988 Buffalo	—	2/0	1992 Buffalo	—	4/4
1989 Buffalo	—	1/1	1993 Buffalo	—	3/3
1990 Buffalo	—	3/3	NFL CAREER	—	16/14
1991 Buffalo	—	3/3			

Blocked Field Goals: 1988 (Buffalo) - 1.



54 MICHAEL BARBER LB

Height: 6-1 **Weight:** 252
College: Clemson
NFL Experience: 2nd Year
How Acquired: College Free Agent ('95)
1995 Games Played/Started: 2/0
Career Games Played/Started: 2/0
Birthdate: November 9, 1971
Birthplace: Edgemoor, SC
Residence: Edgemoor, SC


1995: Played two games on special teams and was credited with two tackles. Was inactive for the last 13 games. Signed as an undrafted free agent on April 26.

COLLEGE: Four-year letterman. Totaled 203 tackles, six tackles for loss, and 3.5 sacks. Finished second on the team with 103 tackles as a senior. Had four games with at least 10 tackles, including a one-game high 18 versus South Carolina. Returned a fumble 91 yards for a touchdown against Tennessee-Chattanooga in 1992. Secondary Education/Political Science major.

PERSONAL: Named Class A State Lineman of the Year as a senior at Lewisville High School in Edgemore, South Carolina. Played center on the basketball squad and shortstop in baseball.

BARBER'S NFL RECORD

Career Games Played/Started: 1995 (Seattle) - 2/0.



20 JAY BELLAMY

S

Height: 5-11

Weight: 193

College: Rutgers

NFL Experience: 3rd Year

How Acquired: College Free Agent ('94)

1995 Games Played/Started: 15/0

Career Games Played/Started: 18/0

Birthdate: July 8, 1972

Birthplace: Perth Amboy, NJ

Residence: Cliffwood, NJ

1995: Played 15 games as a reserve safety and special teams performer. Was inactive against Cincinnati. Forced a fumble, recovered by Michael Sinclair, at Jacksonville which set up the clinching touchdown in a 47-30 win. Credited with 3 tackles on defense and 9 on special teams, according to unofficial press box statistics.

CAREER: Has played 18 games over two seasons as a reserve safety and on special teams after signing as an undrafted free agent. Was the only undrafted rookie free agent to make the final 53-man roster in 1994. **1994:** Played three-of-the-first-nine games before injuring his shoulder against Cincinnati. Missed the rest of the season on injured reserve. Signed as an undrafted free agent on April 27.

COLLEGE: Four-year letterman and three-year starter at both cornerback and free safety. Three-time second-team All-Big East choice. Finished his career with 192 tackles and eight interceptions. Had 56 tackles and four interceptions in 1992, with 46 tackles in 1993. One of four true freshmen to letter in 1990. Returned one of his two interceptions that season 21 yards for a touchdown versus Temple. Majored in Sociology.

PERSONAL: Played quarterback and free safety at Matawan High School in Aberdeen, New Jersey. Returned three punts for touchdowns as a senior. Also lettered in track. His brother, Eric, lettered in football at Georgia Tech (1989-90). Full name is John Bellamy.

ROAD HOTELS

Oakland	Marriott Marina Berkeley	(510) 548-7920
Indianapolis	Omni Downtown	(317) 634-6664
San Diego	Wyndham Emerald Plaza ...	(619) 239-4500
Tampa Bay	Sheraton Grand	(813) 286-4400
Miami	Hilton Ft. Lauderdale	(305) 920-3300
Kansas City	Westin Crown Center	(816) 474-4400
Detroit	Troy Marriott	(810) 680-9797
Denver	Stouffer Renaissance	(303) 399-7500
Jacksonville	Jacksonville Marriott	(904) 296-2222

BELLAMY'S NFL RECORD

Club	G/S	Defense					QB	PD	FF	FR
		Tkl	So	Ast	T/L					
1994 Seattle	3/0	0	0	0	0.0	0.0	0	0	0	
1995 Seattle	15/0	3	2	1	0.5	0.0	0	1	0	
NFL TOTALS	18/0	3	2	1	0.5	0.0	0	1	0	

ADDITIONAL STATISTICS

Special Teams Tackles: 1994 (Seattle) - 2 (2 solo); 1995 (Seattle) - 9 (5 solo, 4 assists); **Career** - 11 (7 solo, 4 assists).



25 ROBERT BLACKMON S

Height: 6-0

Weight: 208

College: Baylor

NFL Experience: 7th Year

How Acquired: Draft (2nd round (b) '90)

1995 Games Played/Started: 13/13


Career Games Played/Started: 90/80

Birthdate: May 12, 1967

Birthplace: Bay City, TX

Residence: Sugarland, TX

1995: Started 13 games at strong safety. Missed three games and played only one series in a fourth in a five-game period (games 4-8) with a hamstring injury. Credited with 60 tackles, according to unofficial press box statistics, a team-high five interceptions, 12 passes defensed and a forced fumble. Interception total led the team and was a single-season best. Only Kenny Easley (10 in



1984) had more interceptions as a strong safety. Twice won AFC Defensive Player of the Week honors in four weeks, first at Washington after intercepting two passes, one in the end zone and the other to set up the eventual game-winning touchdown. Honored again after the second Denver game when he had a season-high 9 tackles, a sack, an interception, and a forced fumble. His forced fumble was returned a club record 83 yards for a touchdown by Antonio Edwards. The play came with Seattle down 20-3 in the third quarter and sparked the greatest comeback win in franchise history. Also picked off passes versus Cincinnati and Philadelphia. Designated the franchise player on February 15.

CAREER: Second of two second-round draft choices in 1990 and has been the full-time starter at strong safety since 1991 after opening the first three games of 1990. Totals 368 tackles, according to unofficial press box statistics, and 12 interceptions. His 2.5 sacks against the Philadelphia Eagles in 1992 is a single-game high for a defensive back. Scored the quickest touchdown in franchise history by returning a fumble 14 seconds into the Cleveland game in 1993. **1990:** Started 5-of-15 games at strong safety, including the first three. Missed one game because of a knee injury. Had 36 tackles, according to unofficial press box statistics, and added five special teams tackles. **1991:** Started 16 games at strong safety. Credited with 64 tackles, two tackles for loss, one sack, a forced fumble and a fumble recovery. Collected his first career interception against the New York Jets. Forced a fumble on a sack at the Los Angeles Raiders. **1992:** Started 15 games at strong safety, missing the Miami game with a hip injury suffered at New England. Finished the season with a career-high 65 tackles, according to unofficial press box statistics. Had a single-game high 11, including seven unassisted, against Philadelphia, and nine, all unassisted, against Cincinnati. Two-and-a-half of his tackles against the Eagles were sacks, and also had a sack and a forced fumble at San Diego. Had a career-long 69-yard interception return against Denver. **1993:** Started 16 games at strong safety. Established a career high with 74 total tackles, according to unofficial press box statistics. Scored his first career touchdown with a five-yard return of a fumble against Cleveland. Score came on the first play of the game (14 seconds elapsed) and was the quickest score in franchise history. Intercepted two passes, versus New England and Phoenix. **1994:** Started the first 15 games at strong safety, missing the Cleveland game because of a hamstring injury suffered the week before. Totaled 69 tackles on defense, according to unofficial press box statistics, to lead all defensive backs. Had a season-high eight in the second Indianapolis game and totaled seven in two others, including Pittsburgh, where he had an interception. Led the team with three fumble recoveries and tied a team record with two fumble recoveries in the second Kansas City game. The second came with 1:01 left preserving a 10-9 win. Also forced a fumble in that game and earned AFC Defensive Player of the Week honors. Stopped Houston's Todd McNair on a two-point conversion attempt with 2:53 left to seal a 16-14 win.

HONORS: **1990**, *First-team All-Rookie (Pro Football Writers' Association, Pro Football Weekly, College and Pro Football Newsweekly, Football Digest)*. **1994**, *AFC Defensive Player of the Week (vs. Kansas City 11/27)*. **1995**, *First-Team All-AFC (Football News), Second-Team All-AFC (United Press International); AFC Defensive Player for Week 12 (at Washington 11/19); AFC Defensive Player for Week 15 (at Denver 12/10)*.

COLLEGE: Football News first-team All-America in 1989. Three-time first-team All-Southwest Conference choice and four-year letterman. Had 80 tackles and eight interceptions in 1989. Tied for sixth in the country in interceptions. Intercepted four passes and returned two for touchdowns in a 50-7 win against Texas as a senior. Interception and touchdown totals both rank as the second-

most in SWC history. Finished his career with 227 tackles, 17 tackles for loss, and 14 interceptions. Also had four sacks. Co-led the team with five interceptions as a sophomore.

PERSONAL: Played defensive back and quarterback at Van Vleck High School in Van Vleck, Texas. Also lettered in basketball and track. First-team all-state choice as a senior at defensive back and a second-team choice at quarterback by the Texas State Sportswriters. Threw six touchdown passes in a state playoff game loss against Cuero High School. State high school 110-meter high hurdles champion. Robert and his wife, Gayle (6/22/91), have two daughters, Kyrsten Nicole (5/10/92) and Kierra Denise (8/30/95).

BLACKMON'S NFL RECORD

		Interceptions					
Club	G/S	No	Yds	Avg	LG	TD	
1990 Seattle	15/5	0	0	0.0	0	0	
1991 Seattle	16/16	3	59	19.7	29	0	
1992 Seattle	15/15	1	69	69.0	69	0	
1993 Seattle	16/16	2	0	0.0	0	0	
1994 Seattle	15/15	1	24	24.0	24	0	
1995 Seattle	13/13	5	46	9.2	21	0	
NFL TOTALS	90/80	12	198	16.5	69	0	

		Defense							
Club	G/S	Tkl	So	Ast	T/L	QB	PD	FF	FR
1990 Seattle	15/5	36	31	5	1.0	0.0	1	0	1
1991 Seattle	16/16	64	52	12	2.0	1.0	16	1	1
1992 Seattle	15/15	65	49	16	4.0	3.5	5	1	1
1993 Seattle	16/16	74	55	19	3.0	0.0	11	0	1
1994 Seattle	15/15	69	49	20	1.5	0.0	7	1	3
1995 Seattle	13/13	60	49	11	1.5	1.0	12	1	0
NFL TOTALS	90/80	368	285	83	13.0	5.5	52	4	7


Tackles for loss includes sacks.

SINGLE GAME HIGHS

Defense

- Tackles (Solos and Assists):** 11, vs. Philadelphia 12/13/92 (OT) (7+4)
- Tackles For Loss (Includes sacks):** 2.5, vs. Philadelphia 12/13/92 (OT)
- Sacks:** 2.5, vs. Philadelphia 12/13/92 (OT)
- Interceptions:** 2, at Washington 11/19/95
- Forced Fumbles:** 1, 4 Times (Last: at Denver 12/10/95)
- Fumble Recoveries:** *2, vs. Kansas City 11/27/94

* Equals team record



89 BRIAN BLADES WR

Height: 5-11 **Weight:** 186
College: Miami
NFL Experience: 9th Year
How Acquired: Draft (2nd round 1988)
1995 Games Played/Started: 16/16
Career Games Played/Started: 118/104
Birthdate: July 24, 1965
Birthplace: Ft. Lauderdale, FL
Residence: Plantation, FL

1995: Started 16 games at wide receiver and led the team with 77 receptions. Has now led in receptions in each of the last three seasons and five-of-seven. Ranked sixth in receptions and seventh in yards in the conference. Totaled 1,001 yards and four touchdowns to rank second in each category. Surpassed 1,000 yards for the second consecutive season and for the fourth time overall. Combined with Joey Galloway (1,039 yards) to be the first teammates to each have 1,000 yards receiving in the same season. Had three 100-yard games, which equals his 1991 total and is second only to five in 1989, and totals 17 career 100-yard games. Opened with eight receptions for 107 yards and a score against Kansas City. Caught six passes for 153 yards and two first

quarter touchdowns in a 30-28 win over the New York Giants. Yardage total was second only to his 160 at New Orleans in 1991, while touchdowns came on first two possessions. Had his third 100-yard game at Denver with seven receptions for 127 yards. Caught six passes for 78 yards on three touchdown drives in the fourth quarter as Seattle overcome 20-0 deficit for 31-27 win, the greatest comeback in franchise history. Had two games with seven catches and five with six. Was held without a catch at Kansas City in the season finale breaking a streak of 52 straight games with a reception, the second-longest in franchise history.

CAREER: Easily the second-most prolific pass catcher in franchise history after 1995 Hall of Fame inductee Steve Largent. Ranks second to Largent in receptions with 493 (Largent has 819), in yards with 6,561 (Largent 13,089), 1,000-yard seasons with 4 (Largent 8), 100-yard games with 17 (Largent 40), and is third in receiving touchdowns with 30 (Largent 100 and Daryl Turner 36). Holds the top two single-season reception totals with 81 in 1994 and 80 in 1993. Has over 1,000 yards in each of the last two seasons and four seasons total. Twice has caught game-winning touchdown passes with less than one minute left, against San Diego (10/29/89) and versus New England (10/24/93). Also caught the game-tying score with 0:00 left versus Denver (11/30/92). Has 21 rushing attempts for 156 yards. Joined Dan Doornink (1982) in 1994 as the only players in team history to have both a rushing and receiving play of at least 40 yards in the same game (vs. Cincinnati) and also ranks as only one of six players to have two such plays in a career. Was the Seahawks second-round draft choice in 1988, but their first selection overall. **1988:** Played 16 games, starting 7-of-the-last-10. Led the Seahawks in receiving yardage (682), the first player other than Steve Largent to do so in franchise history and the second rookie. Also led in touchdowns (8) and was second in receptions (40). Led all NFL rookies in touchdowns, was fifth in receptions, and fourth in yards. Totaled two 100-yard games, including a team rookie record 145 against New Orleans in his first start, and 123 yards on six receptions and two touchdowns at the Los Angeles Raiders in a 43-37 win that clinched the AFC West title. Had five receptions for 78 yards in the playoff game at Cincinnati. **1989:** Led team in receptions (77) and yards (1,063), was voted team MVP and selected to the Pro Bowl. Finished two catches off the team single-season record. Ranked second in the AFC in receptions and seventh in yards. Set a career-high with 10 receptions against San Diego, including the game-winning score with 0:40 left. Totaled four 100-yard games. **1990:** Started 16 games and had 49 receptions for 525 yards and three scores. Had two of the scores against Minnesota. **1991:** Started 16 games and led team in receptions (70) and yards (1,003). Posted his second 70+ catch season and second with more than 1,000 yards. Joined Steve Largent as only players in franchise history to have two 1,000-yard seasons. Only Largent (six and eight) has more 70+ catch and 1,000-yard seasons. Tied for seventh in the AFC in receptions and was eighth in yards. Opened the season by posting career highs in receptions (12) and yards (160) at New Orleans and equalled his best with two touchdown receptions. Catches tied for second most in a single game in team history. Had two other games over 100 yards, 131 at San Diego and 107 at Denver and three with 97, 99, and 99. Caught eight passes at both Kansas City (97 yards) and San Diego (131). **1992:** Did not sign until September 2, missing all of training camp and the preseason. Suffered a shoulder injury on his first play against the Cincinnati Bengals in the season opener and missed 10 games on injured reserve before returning to start the last five. Caught a game-tying three-yard touchdown pass on the last play of the game in the first Denver game, his first game back from the injury, a game eventually won by the Seahawks 16-13 in overtime. Posted Seattle's only 100-yard receiving game of the season with six receptions for 103 yards against San Diego in the

season finale. The 100-yard game was Seattle's first since he had 131 yards on eight catches at San Diego on November 10, 1991, and was the 11th of his career. Was designated one of two transition players after the season. **1993:** Played 16 games, starting 14. Broke the existing franchise record for receptions with 80 receptions, topping Steve Largent's 1985 record of 79. Finished tied for fourth in the AFC in receptions and was sixth in yards with 945. Caught 10 passes for 132 yards in a 31-14 win over San Diego. Had 134 yards on 7 receptions in a 16-6 win over Pittsburgh. Caught the game-winning touchdown pass with 25 seconds left in a 10-9 win over New England. Had nine receptions against the Patriots and seven at Denver and in the first Kansas City game. Caught five passes in the second Chiefs game to break Largent's record. **1994:** Started 16 games and set a new single-season reception record for the second straight season. Caught 81 passes for a personal best 1,086 yards and four touchdowns, breaking his old mark of 80 catches set in 1993. Broke his previous single-season best of 1,063 yards set in 1989. Finished fifth in the AFC in receptions (third among wide receivers) and seventh in yards (sixth among receivers). Posted his 14th 100-yard game with 141 on seven receptions in the second Kansas City game. Had two other games with 90 or more yards, including 97 on four catches, versus Pittsburgh. Had seven catches, including two for touchdowns, in the first Chiefs game. Season-best eight catches came in the first San Diego game. Led the AFC with 33 receptions on third down. Became only the second player in franchise history to have both a rushing play and a receiving play of at least 40 yards in the same game. Had a 41-yard pass reception and a 40-yard run on a reverse versus Cincinnati. Joins Dan Doornink (46 rush, 44 receiving against the Denver Broncos on January 2, 1983). Is now one of only six players in franchise history to have 40+ yard plays both rushing and receiving in a career. Caught his 400th career pass in the second Indianapolis game and passed 5,000 career yards in the second San Diego game.

HONORS: *1988, First-Team All-Rookie (Pro Football Weekly, College and Pro Football Newsweekly). 1989, AFC Pro Bowl squad; Marcus Nalley Trophy (Seahawks MVP as voted by teammates); UPI Second-team All-AFC. 1994, AFC Pro Bowl First Alternate; Steve Largent Award; Seahawks NFL Man of the Year Nominee; Ed Block Award nominee; Elementary School Teacher Named NFL Teacher of the Month for October; Byron "Whizzer" White Award nominee (voted by teammates).*

COLLEGE: Four-year letterman. Finished his career with 80 receptions for 1,493 yards, a 15.7 yard average, and 15 touchdowns. Finished second on the school receiving touchdown list and was fifth in yards. Caught the game-winning two-point conversion in a 26-25 win over Florida State in 1987. Team went on to a 12-0 record and the national championship. Had 29 receptions for 394 yards and five touchdowns, including three two-point conversions, as a senior. Had 18 catches for 392 yards, a 21.8 average, and four scores as a junior and 30 for 657 yards and six touchdowns as a sophomore. Played in four bowl games in his career and also played in the Japan Bowl. Redshirted in 1983. Majored in Business Management.

PERSONAL: Lettered in football and track at Piper High School in Fort Lauderdale, Florida. Older brother of Detroit Lions Pro Bowl safety Bennie Blades, an All-America at Miami and a first-round draft choice by the Lions in 1988. Organized the Fort Lauderdale Youth Track Club in his hometown and also volunteered as a sprint coach at Coral Springs High School in Coral Springs, Florida, during the offseason. Has hosted a Christmas party for the past five years for homeless children. Distributed posters of himself with the message, "Hard Work Pays Off." Is also active with First Place, a school for homeless children, Seattle Emergency Housing, Fred Hutchinson Cancer Research Center, United Negro College Fund,

and the Big Brothers of King County. Was part of the NFL F.A.C.T. Trading Cards, promoting Football and Academics, a Championship Team. The program utilizes football cards as motivational learning tools. Brian has two daughters, Brittany and Brianne.

BLADES' NFL RECORD

Receiving

	Club	G/S	No	Yds	Avg	LG	TD
1988	Seattle	16/7	40	682	17.1	55	8
1989	Seattle	16/14	77	1063	13.8	60	5
1990	Seattle	16/16	49	525	10.7	24	3
1991	Seattle	16/16	70	1003	14.3	52	2
1992	Seattle	6/5	19	256	13.5	37	1
1993	Seattle	16/14	80	945	11.8	41	3
1994	Seattle	16/16	*81	1086	13.4	45	4
1995	Seattle	16/16	77	1001	13.0	49	4
NFL TOTALS		118/104	493	6561	13.3	60	30

ADDITIONAL STATISTICS

Rushing: 5 attempts for 24 yards, 4.8 average, long of 12, no touchdowns in 1988; 1 attempt for 3 yards in 1989; 3 attempts for 19 yards, 12 long in 1990; 2 attempts for 17 yards, 11 long in 1991; 1 attempt for 5 yards in 1992; 5 attempts for 52 yards, 26 long in 1993; 2 attempts for 32 yards, 40 long in 1994; 2 attempts for 4 yards, 4 long in 1995; **21 attempts for 156 yards, 7.1 average, 26 long, 0 touchdowns, career.**

SINGLE GAME HIGHS

Receiving

Most Receptions: 12, at New Orleans 9/1/91

Most Yards: 160, at New Orleans 9/1/91

Longest Reception: 60, vs. Cincinnati 12/10/89 (TD)

Most Touchdowns: 2, 5 Times (Last: vs. N.Y. Giants 11/5/95)

Longest Touchdown: 60, vs. Cincinnati 12/10/89

* Team Record

BLADES' POSTSEASON NFL RECORD

Receiving

	Club	G/S	No	Yds	Avg	LG	TD
1988	Seattle	1/1	5	78	15.6	24	0

BLADES' 100-YARD GAMES

Date	Opponent	No	Yds	Avg	LG	TD
09/01/91	at New Orleans	12	160	13.3	31	2
11/05/95	N.Y. Giants	6	153	25.5	44	2
09/17/89	Phoenix	9	146	16.2	28	1
10/16/88	New Orleans	8	145	18.1	52	1
11/27/94	Kansas City	7	141	20.1	34	0
12/05/93	Kansas City	7	134	19.1	41	0
10/03/93	San Diego	10	132	13.2	20	1
11/10/91	at San Diego	8	131	16.4	39	0
12/10/95	at Denver	7	127	18.1	49	0
12/18/88	at L.A. Raiders	4	123	30.8	55	2
11/26/89	at Denver	8	122	15.3	29	0
10/29/89	San Diego	10	117	11.7	21	1
10/01/89	at L.A. Raiders	7	113	16.1	32	1
12/10/89	at Cincinnati	6	107	17.8	60	1
09/15/91	at Denver	5	107	21.4	47	0
09/03/95	Kansas City	8	107	13.4	23	1
12/27/92	San Diego	6	103	17/2	37	0

BLADES VS. THE NFL

Opponent	G	No	Yds	Avg	LG	TD	100-yd
Arizona	3	16	246	15.4	28	1	1
Atlanta	2	4	88	22.0	53	0	0
Buffalo	3	9	107	11.9	26	0	0
Carolina	0	0	0	0.0	0	0	0
Chicago	1	0	0	0.0	0	0	0
Cincinnati	7	32	455	14.2	60	1	1
Cleveland	4	14	192	13.7	28	1	0
Dallas	0	0	0	0.0	0	0	0
Denver	16	65	855	13.2	49	1	3

Opponent	G	No	Yds	Avg	LG	TD	100-yd
Detroit	2	10	78	7.8	15	0	0
Green Bay	1	1	7	7.0	7	0	0
Houston	4	11	133	12.1	23	1	0
Indianapolis	3	11	126	11.5	36	0	0
Jacksonville	1	5	43	8.6	20	0	0
Kansas City	14	68	961	14.1	41	5	3
Miami	1	4	45	11.3	15	0	0
Minnesota	1	5	50	10.0	13	2	0
New England	5	18	138	7.6	17	2	0
New Orleans	2	20	305	15.3	52	3	2
N.Y. Giants	2	9	189	21.0	44	1	1
N.Y. Jets	2	10	96	9.6	19	0	0
Oakland	14	50	764	15.3	55	5	2
Philadelphia	3	12	122	10.2	19	0	0
Pittsburgh	4	13	226	17.4	45	0	0
St. Louis	2	8	114	14.3	44	0	0
San Diego	15	74	984	13.2	39	5	4
San Francisco	2	3	29	9.9	13	0	0
Tampa Bay	1	5	58	11.6	20	0	0
Washington	3	16	150	9.4	16	1	0

BLADES GAME BY GAME

1988	Opponent	No	Yds	Avg	LG	TD
09/04	at Denver	2	20	10.0	12	0
09/11	Kansas City	3	39	13.0	17	1
09/18	at San Diego	1	6	6.0	6	0
09/25	San Francisco	0	0	0.0	0	0
10/02	at Atlanta	1	53	53.0	53	0
10/09	at Cleveland	2	33	16.5	17	0
10/16	New Orleans	8	145	18.1	52	1
10/23	at L.A. Rams	2	29	14.5	19	0
10/30	San Diego	2	30	15.0	23	1
11/06	Buffalo	1	9	9.0	9	0
11/13	Houston	1	23	23.0	23	1
11/20	at Kansas City	7	89	12.7	18	1
11/28	L.A. Raiders	2	54	27.0	48	1
12/04	at New England	1	2	2.0	2	0
12/11	Denver	3	27	9.0	13	0
12/18	at L.A. Raiders	4	123	30.8	55	2
TOTALS (16/7)		40	682	17.1	55	8

1989	Opponent	No	Yds	Avg	LG	TD
09/10	at Philadelphia	2	15	7.5	9	0
09/17	Phoenix	9	146	16.2	28	1
09/24	at New England	1	14	14.0	14	0
10/01	at L.A. Raiders	7	113	16.1	32	1
10/08	Kansas City	4	86	21.5	32	0
10/15	at San Diego	3	37	12.3	19	0
10/22	Denver	6	61	10.2	15	0
10/29	San Diego	10	117	11.7	21	1
11/05	at Kansas City	4	34	8.5	11	0
11/12	Cleveland	4	57	14.3	28	1
11/19	at N.Y. Giants	3	36	12.0	18	0
11/26	at Denver	8	122	15.3	29	0
12/04	Buffalo	5	66	13.2	26	0
12/10	at Cincinnati	6	107	17.8	60	1
12/17	L.A. Raiders	0	0	0.0	0	0
12/23	Washington	5	52	10.4	16	0
TOTALS (16/14)		77	1063	13.8	60	5

1990	Opponent	No	Yds	Avg	LG	TD
09/09	at Chicago	0	0	0.0	0	0
09/16	L.A. Raiders	3	44	14.7	17	0
09/23	at Denver	4	50	12.5	18	0
10/01	Cincinnati	3	26	8.7	14	0
10/07	at New England	1	2	2.0	2	0
10/14	L.A. Raiders	0	0	0.0	0	0
10/21	Kansas City	3	27	9.0	14	0
10/28	BYE					
11/04	San Diego	5	57	11.4	18	1
11/11	at Kansas City	3	53	17.7	24	0
11/18	Minnesota	5	50	10.0	13	2
11/25	at San Diego	5	63	12.6	18	0

1990	Opponent	No	Yds	Avg	LG	TD
12/02	Houston	3	37	12.3	16	0
12/09	at Green Bay	1	7	7.0	7	0
12/16	at Miami	4	45	11.3	15	0
12/23	Denver	2	14	7.0	9	0
12/30	Detroit	7	50	7.1	15	0
TOTALS (16/16)		49	525	10.7	24	3

1991	Opponent	No	Yds	Avg	LG	TD
09/01	at New Orleans	12	160	13.3	31	2
09/08	New York Jets	4	53	13.3	19	0
09/15	at Denver	5	107	21.4	47	0
09/22	at Kansas City	8	97	12.1	18	0
09/29	Indianapolis	0	0	0.0	0	0
10/06	at Cincinnati	7	99	14.1	26	0
10/13	L.A. Raiders	4	99	24.8	52	0
10/20	at Pittsburgh	3	29	9.7	11	0
10/27	San Diego	2	30	15.0	16	0
11/03	BYE					
11/10	at San Diego	8	131	16.4	39	0
11/17	at L.A. Raiders	3	25	8.3	14	0
12/01	Kansas City	2	24	12.0	13	0
12/08	San Francisco	3	29	9.7	13	0
12/15	at Atlanta	3	35	11.7	26	0
12/22	L.A. Rams	6	85	14.2	44	0
TOTALS (16/16)		70	1003	14.3	52	2

1992	Opponent	No	Yds	Avg	LG	TD
09/06	Cincinnati	0	0	0.0	0	0
09/13	at Kansas City		Injured Reserve (shoulder)			
09/20	at New England		Injured Reserve (shoulder)			
09/27	Miami		Injured Reserve (shoulder)			
10/04	at San Diego		Injured Reserve (shoulder)			
10/11	at Dallas		Injured Reserve (shoulder)			
10/18	L.A. Raiders		Injured Reserve (shoulder)			
10/25	at N.Y. Giants		Injured Reserve (shoulder)			
11/01	BYE					
11/08	Washington		Injured Reserve (shoulder)			
11/15	at L.A. Raiders		Injured Reserve (shoulder)			
11/22	Kansas City		Injured Reserve (shoulder)			
11/30	Denver	6	66	11.0	20	1
12/06	at Pittsburgh	2	40	20.0	23	0
12/13	Philadelphia	4	36	9.0	16	0
12/20	at Denver	1	11	11.0	11	0
12/27	San Diego	6	103	17.2	37	0
TOTALS (6/5)		19	256	13.5	37	1

1993	Opponent	No	Yds	Avg	LG	TD
09/05	at San Diego	5	54	10.8	21	0
09/12	L.A. Raiders	2	18	9.0	9	0
09/19	at New England	6	50	8.3	17	1
09/26	at Cincinnati	5	64	12.8	18	0
10/03	San Diego	10	132	13.2	20	1
10/10	BYE					
10/17	at Detroit	3	28	9.3	12	0
10/24	New England	9	70	7.8	17	1
10/31	at Denver	7	87	12.4	28	0
11/07	at Houston	5	44	8.8	18	0
11/14	Cleveland	2	22	11.0	19	0
11/21	BYE					
11/28	Denver	3	35	11.7	15	0
12/05	Kansas City	7	134	19.1	41	0
12/12	at L.A. Raiders	5	47	9.4	13	0
12/19	Phoenix	2	31	15.5	22	0
12/26	Pittsburgh	4	60	15.0	23	0
01/02	at Kansas City	5	69	13.8	33	0
TOTALS (16/14)		80	945	11.8	41	3

1994	Opponent	No	Yds	Avg	LG	TD
09/04	at Washington	5	43	8.6	13	1
09/11	at L.A. Raiders	4	45	1.3	23	1
09/18	San Diego	8	66	8.3	17	0
09/25	Pittsburgh	4	97	24.3	45	0
10/02	at Indianapolis	7	71	10.1	20	0

1994	Opponent	No	Yds	Avg	LG	TD
10/09	Denver	6	90	15.0	22	0
10/16	BYE					
10/23	at Kansas City	7	61	8.7	16	2
10/30	at San Diego	6	89	14.8	21	0
11/06	Indianapolis	4	85	21.3	41	0
11/13	at Denver	1	6	6.0	6	0
11/20	Tampa Bay	5	58	11.6	20	0
11/27	Kansas City	7	141	20.1	34	0
12/04	Indianapolis	4	55	13.8	36	0
12/11	at Houston	2	29	14.5	28	0
12/18	L.A. Raiders	5	70	14.0	36	0
12/24	at Cleveland	6	80	13.3	24	0
TOTALS (16/16)		81	1086	13.4	45	4

1995	Opponent	No	Yds	Avg	LG	TD
09/03	Kansas City	8	107	13.4	23	1
09/10	at San Diego	2	28	14.0	18	0
09/17	Cincinnati	7	74	10.6	29	0
09/24	BYE					
10/01	Denver	4	32	8.0	9	0
10/08	at Oakland	5	63	12.6	24	0
10/15	at Buffalo	3	32	10.7	13	0
10/22	San Diego	1	41	41.0	41	1
10/29	at Arizona	5	69	13.8	23	0
11/05	N.Y. Giants	6	153	25.5	44	2
11/12	at Jacksonville	5	43	8.6	20	0
11/19	at Washington	6	55	9.2	16	0
11/26	N.Y. Jets	6	43	7.2	10	0
12/03	Philadelphia	6	71	11.8	19	0
12/10	at Denver	7	127	18.1	49	0
12/17	Oakland	6	63	10.5	14	0
12/24	at Kansas City	0	0	0.0	0	0
TOTALS (16/16)		77	1001	13.0	49	4
CAREER (118/104)		493	6561	13.3	60	30

Bold italics indicates single-game highs



31 STEVE BROUSSARD RB

Height: 5-7

Weight: 201

College: Washington State

NFL Experience: 7th Year

How Acquired: Free Agent (1995)

1995 Games Played/Started: 15/1

Career Games Played/Started: 78/20

Birthdate: February 22, 1967

Birthplace: Los Angeles, CA

Residence: Kirkland, WA

1995: Played 15 games and started the season opener at Kansas City along with Chris Warren at running back. Used as the primary kickoff returner and set a single-season record with a 24.7 yard average returning 43 kicks for 1,064 yards. Finished sixth in the AFC in average. The return and yardage totals ranked second for a single season in team history. Had five returns of at least 40 yards, including a 70-yarder at Kansas City, the fourth-longest in team history. Had 54 and 46-yarders against the Raiders to set up touchdowns and a 48-yarder against San Diego. Used as a change-up to starting running back Warren and rushed for 222 yards on 46 carries and one score. Had 56 yards on eight carries and a touchdown at Oakland. Signed as a free agent on June 12 after having been waived by the Cincinnati Bengals on May 3.

CAREER: Signing reunited him with Dennis Erickson who coached him at Washington State in 1987 and 1988. Originally drafted 20th on the first round by the Atlanta Falcons in 1990. Played 50 games with 16 starts in four seasons with the Falcons. Twice led Atlanta in rushing (1991 and 1992) and totaled three 100-yard games. Was

also used as a slot receiver by the Falcons. Signed with the Cincinnati Bengals as a free agent in 1994 and played 13 games with three starts. **1990:** Played 13 games, starting 10. Joined William Andrews (1979) as the only rookie running backs in franchise history to start the season opener. Had a 50-yard scoring run against Cincinnati. **1991:** Led club with 449 rushing yards and 4.5 average per carry, while starting five-of-14 games. Had first 100-yard game with 101 on 20 carries at San Diego on September 15. Set a club record with a 10.4 yard per carry average, 104 yards on 10 carries in a win at San Francisco. Had all 104 yards in the fourth quarter, including runs for 36 and 23 yards. Fractured his fibula in the 15th game against the Seahawks and missed the playoffs. **1992:** Played 15 games, starting one, and led team in rushing for second consecutive season with 363. Scored two touchdowns, one rushing and one receiving, against New England. **1993:** Played eight games, with no starts as he backed-up 1,000-yard rusher Erric Pegram. Averaged 5.3 yards per carry on 39 attempts. Rushed for a single-game best 162 yards on 26 carries at Washington on November 29. **1994:** Signed with the Bengals as a free agent on April 8. Played 13 games, starting three. Caught a career high 34 passes for 218 yards. Second in rushing with 403 yards on 94 carries. Had the team's longest run with a 37-yarder for a touchdown against New England. Suffered a spinal injury against Houston on November 13 and missed the next game. Had a concussion versus the New York Giants on December 11 and missed the last two games on injured reserve.

COLLEGE: Four-year letterman who played his first two seasons (1987-88) under Dennis Erickson. Finished his career second in school history with 3,044 rushing yards. Carried 610 times for a 5.0 yard average and scored 33 touchdowns. Added 120 receptions for 1,179 yards and seven scores and returned 18 kickoffs for a 22.3 yard average and one score. One of only two players in Pac-10 history to lead the conference in rushing (1988) and receiving (1987). Ahmad Rashad was the other. Set school records for total touchdowns (41) and rushing touchdowns (33). First-team All-Pac-10 as a junior and senior. Led conference in rushing as a junior with 1,280 yards on 222 attempts and added 11 touchdowns. Set a school mark with 13 rushing touchdowns as a senior, while gaining 1,237 yards on 260 carries. Caught a Pac-10 leading 59 passes in 1987 for 701 yards and three scores. Majored in Sociology.

PERSONAL: All-state choice at Manuel Arts High School in Los Angeles, California. Also played fullback. School captured city championship his senior season. Lettered twice in track and won the city 100-meter championship as a junior. Steve and his wife, Monique (2/22/91), have a daughter, Talin (3/15/92).

BROUSSARD'S NFL RECORD

Club	G/S	Rushing				
		Att	Yds	Avg	LG	TD
1990 Atlanta	13/10	126	454	3.6	50	4
1991 Atlanta	14/5	99	449	4.5	36	4
1992 Atlanta	15/1	84	363	4.3	27	1
1993 Atlanta	8/0	39	206	5.3	26	1
1994 Cincinnati	13/3	94	403	4.3	37	2
1995 Seattle	15/1	46	222	4.8	21	1
NFL TOTALS	78/20	488	2097	4.3	50	13

Club	G/S	Receiving				
		No	Yds	Avg	LG	TD
1990 Atlanta	13/10	24	160	6.7	18	0
1991 Atlanta	14/5	12	120	10.0	25	1
1992 Atlanta	15/1	11	96	8.7	24	1
1993 Atlanta	8/0	1	4	4.0	4	0
1994 Cincinnati	13/3	34	218	6.4	25	0
1995 Seattle	15/1	10	94	9.4	25	0
NFL TOTALS	78/20	92	692	7.5	25	2

Kickoff Returns

Club	G/S	No	Yds	Avg	LG	TD
1990 Atlanta	13/10	3	45	15.0	23	0
1991 Atlanta	14/5	0	0	0.0	0	0
1992 Atlanta	15/1	0	0	0.0	0	0
1993 Atlanta	8/0	0	0	0.0	0	0
1994 Cincinnati	13/3	7	115	16.4	24	0
1995 Seattle	15/1	43	1064	*24.7	70	0
NFL TOTALS	78/20	53	1224	23.1	70	0

SINGLE GAME HIGHS


Rushing

Most Attempts: 26, at Washington 11/29/93
Most Yards: 162, at Washington 11/29/93
Longest Run: 50, vs. Cincinnati 10/28/90 (TD)
Most Touchdowns: 2, at L.A. Rams 12/8/91
Longest Touchdown: 50, vs. Cincinnati 10/28/90

Receiving

Most Receptions: 7, vs. Miami 10/2/94
Most Yards: 43, vs. Miami 10/2/94
Longest Reception: 25, 2 Times (Last: vs. Pittsburgh 12/4/94)
Most Touchdowns: 1, 2 Times (Last: vs. L.A. Raiders 9/22/91)
Longest Touchdown: 25, vs. L.A. Raiders 9/22/91

* Team Record



91 KEIF BRYANT DT

Height: 6-4 **Weight:** 282
College: Rutgers
NFL Experience: 1st Year
How Acquired: Draft (7th round 1995)
1995 Games Played/Started: 0/0
Career Games Played/Started: 0/0
Birthdate: March 12, 1973
Birthplace: Atlanta, GA
Residence: Largo, FL

1995: Spent the season on the practice squad after being a seventh-round draft choice.


COLLEGE: Four-year letterman and three-year starter. Played both tackle and end before moving exclusively to tackle as a senior. Awarded the Douglas A. Smith Second Effort Award in the Spring prior to his senior season and was a first-team All-Big East Conference choice at the end of the season. Finished his career with 167 tackles, including 96 solo, 15 tackles for loss, and 5.0 sacks. Played 44 games, starting 41. Had a single-season high 82 tackles as a senior in 11 games. Added 4.0 tackles for loss and 2.0 sacks. Single-game high 15 tackles, including two sacks, against

LARGENT AWARD

In 1989, the Seahawks established the Steve Largent Award which would be presented to the player who best exemplifies the spirit, dedication, and integrity of the Seattle Seahawks. Steve Largent was the award's first recipient in ceremonies prior to his last game on December 23, 1989. In 1990, defensive end Jacob Green was the winner, while linebacker Rufus Porter won in 1991. Two winners were named in 1992, defensive end Jeff Bryant and defensive tackle Joe Nash, teammates since 1982. In 1993, two-time Pro Bowl safety Eugene Robinson was the winner, while the 1994 winner was wide receiver Brian Blades. The 1995 winner was linebacker Terry Wooden, who led the team in tackles with 135, the highest total by a Seahawks defender since 1981, including a club record 114 solo tackles.

West Virginia. Had three other games with at least 10 tackles, including versus the University of Miami. Totaled 39 tackles and one sack as a junior, 34 and one sack as a sophomore, and 12 and one sack as a freshman. Started 10 games in each of his sophomore and junior seasons. Played 10 games, starting three as a true freshman. Ceramic Engineering major.

PERSONAL: All-Pinellas County choice at Largo High School in Largo, Florida. Played in the Super 24 All-Star game against Georgia. Also started on the offensive line at tackle. His brother, Dante, is a defensive back at the University of Pittsburgh.



27 TONY COVINGTON S

Height: 5-11 **Weight:** 197
College: Virginia
NFL Experience: 5th Year
How Acquired: UFA (Tampa Bay 1995)
1995 Games Played/Started: 11/0
Career Games Played/Started: 42/15
Birthdate: December 26, 1967
Birthplace: Winston-Salem, NC
Residence: Tampa, FL

1995: Played 11 games as a reserve safety and special teams performer. Inactive for five games. Credited with eight tackles on special teams and three on defense. Signed as an unrestricted free agent from the Tampa Bay Buccaneers on April 12.

CAREER: Played 33 games, starting 15, with the Tampa Bay Buccaneers after being the Buccaneers fourth-round 1991 draft choice. Started 12 games as a rookie at both safeties, before being hampered by injuries the next two seasons. Has started at both strong (12 games) and free (3) safety. Enters the 1995 season with 124 tackles, four interceptions, nine passes defensed, one sack, one fumble recovery, and one forced fumble. **1991:** Played 16 games and started the last 12, 11 at strong safety and one at free safety. *Football News* All-Rookie choice. Led all defensive backs, and finished third on the team, with 84 tackles. His four interceptions ranked second only to the six of the Arizona Cardinals' Aeneas Williams among NFL rookies. Totaled a single-game best 13 tackles at Miami. Had nine tackles and an interception against Detroit. **1992:** Moved from strong to free safety and started the season opener versus the Phoenix Cardinals. Injured his knee in the second quarter and missed the rest of the season on injured reserve. Totaled four tackles and pass defensed before the injury. **1993:** Missed the entire regular season on injured reserve with a back injury. Had played in all four preseason games, starting two at free safety and one at strong safety. **1994:** Played 14 games, starting two, one each at free and strong safety. Started at strong safety at Atlanta on week six and at free safety against Minnesota on week 8. Had a season-high eight tackles versus Minnesota. Inactive versus Green Bay on week four and did not play versus Detroit on week five. Had an interception in the second Vikings game.

HONORS: **1991**, *First-team All-Rookie (College and Pro Football Newsweekly, Football News, Pro Football Weekly).*


COLLEGE: Started 47-of-49 games at cornerback. Ended his career with 194 tackles, six interceptions, and 40 passes defensed. First-team All-Atlantic Coast Conference as a senior after recording 55 tackles and one interception. Second-team all-conference as a junior. Redshirted in 1986 after a thumb injury. Graduated with a degree in Rhetoric and Communications Studies.

PERSONAL: Earned all-conference honors in both football and basketball at Parkland High School in Winston-Salem, North

Carolina. Played quarterback and defensive back and served as a co-captain. Point guard in basketball and also lettered in tennis. Listed in *Who's Who Among American High School Students*. Is the executive producer for the MKT record label.

COVINGTON'S NFL RECORD

Club	G/S	Defense							
		T	S	A	T/L	Int	PD	FF	FR
1991 Tampa Bay	16/12	84	64	20	3.0	4	5	1	1
1992 Tampa Bay	1/1	4	2	2	0.0	0	1	0	0
1993 Tampa Bay		Injured Reserve (back)							
1994 Tampa Bay	14/2	33	26	7	0.0	0	3	0	0
1995 Seattle	11/0	3	0	3	0.0	0	0	0	0
NFL TOTALS	42/15	124	92	32	3.0	4	9	1	1



87 CARLESTER CRUMPLER TE

Height: 6-6 **Weight:** 260
College: East Carolina
NFL Experience: 3rd Year
How Acquired: Draft (7th round 1994)
1995 Games Played/Started: 16/7
Career Games Played/Started: 25/11
Birthdate: September 5, 1971
Birthplace: Greenville, NC
Residence: Wilmington, NC

1995: Played 16 games and started seven, including the last six, at tight end. Caught 23 passes for 254 yards and one touchdown. Totaled two receptions entering the season. Caught six passes for 59 yards at Arizona, the fifth-most receptions by a tight end in franchise history. Had four for 47 in the second Raiders game. First career touchdown on a 10-yard reception at Washington.

CAREER: Has played 25 straight games since being inactive for his first seven. Drafted on the seventh-round in 1994. **1994:** Played the last nine games, starting four, at tight end. Was inactive the first seven games and saw his first action at San Diego after a back injury sidelined Ferrell Edmunds for the season.

COLLEGE: Four-year letterman and two-year starter. First-team All-America choice as a senior by the Walter Camp Foundation and a second-team choice by College and Pro Football Newsweekly. Caught 31 passes for 346 yards and 1 touchdown in 1993 after catching 38 for 524 yards and 4 scores in 1992. Finished his career with 81 receptions for 959 yards, an 11.8 yard average, and 5 touchdowns. Ranked fourth in school history in receptions. Redshirted in 1989. Played in the Senior Bowl after his senior season. Graduated with a degree in Finance.

PERSONAL: Associated Press first-team all-state choice as a senior at J.H. Rose High School in Greenville, North Carolina. Also lettered in basketball and track. His father, Carlester, was an All-America running back at East Carolina and a fourth-round 1974 draft choice of the Buffalo Bills. Full name is Carlester Crumpler, Jr. Owns a private marketing and distribution company.

CRUMPLER'S NFL RECORD

Club	G/S	Receiving				
		No	Yds	Avg	LG	TD
1994 Seattle	9/4	2	19	9.5	12	0
1995 Seattle	16/7	23	254	11.0	24	1
NFL TOTALS	25/11	25	273	10.9	24	1

HONORED

Robert Blackmon was twice named AFC Defensive Player of the Week in 1995. The first came at Washington on November 19 and the second at Denver on December 10.



94 ANTONIO EDWARDS DE

Height: 6-3 **Weight:** 270
College: Valdosta State
NFL Experience: 4th Year
How Acquired: Draft (8th round (b) '93)
1995 Games Played/Started: 13/7
Career Games Played/Started: 37/21
Birthdate: March 10, 1970
Birthplace: Moultrie, GA
Residence: Moultrie, GA

1995: Played 13 games, starting seven, at defensive end. Missed games two through four after spraining a knee versus Kansas City in the opener. Started game one and games 11-16 at right end. Co-led the team with 6.5 sacks and was third with 10.0 tackles for loss, according to unofficial press box statistics. Totaled 5.5 sacks and 8.0 tackles for loss entering the season. Had six tackles, including 1.5 sacks at Denver. Returned a Robert Blackmon-forced fumble a franchise record 83 yards for his first career touchdown in that game. Score helped overcome a 20-0 deficit in an eventual 31-27 win, the largest comeback in franchise history. Also had 1.5 sacks against the New York Giants and two tackles for loss at Arizona and at Washington. Finished the season with 32 tackles, according to unofficial press box statistics.

CAREER: Drafted with the second of two eighth-round 1993 choices. Has started 21 of the last 32 games at either left (8 games) or right (13) end. Has 12.0 sacks and 18 tackles for loss in 37 games. Credited with a safety on his first tackle. **1993:** Played nine games as a reserve defensive end. Credited with seven tackles, including three sacks. Scored a safety with an end zone sack against Cleveland on his first NFL tackle. Had two sacks the next week versus Denver. Spent the first four games of the season on the inactive list before activated. Took over as the starter at left end in the nickel against Cleveland after a thumb injury sidelined Michael Sinclair for the season. Combined with Michael McCrary to give the Seahawks two rookie nickel ends for the last seven games. **1994:** Played 15 games, starting 14 at defensive end. Did not play in the first San Diego game because of a shoulder injury. Opened eight-of-the-first-10 games at left end before switching to right end after an injury to Brent Williams for the last six games. Also saw action at end and tackle in the nickel package. Credited with 37 tackles, according to unofficial press box statistics. Had 1.5 sacks in the second Los Angeles Raiders contest.

COLLEGE: Four-year letterman and starter. Gulf South Conference Defensive Player of the Year as a senior. Four-time All-Gulf South Conference choice and a first-team selection as a senior. Had 45 tackles, five tackles for loss, and four sacks in 1992. Ended his career with a school record 34 sacks. Was credited with 214 tackles. Posted 14 sacks in 1990 and 12 in 1991. Majored in Criminal Justice.

PERSONAL: Lettered in football at Colquitt County High School in Moultrie, Georgia. Sponsors a reading enrichment program and helped build a playground at Brighton Elementary School in Seattle. Antonio has a daughter, Ashanti (1/29/94), and a son, Amahn (1/30/96).

EDWARDS' NFL RECORD

Defense

Club	G/S	Tkl	So	Ast	T/L	QB	PD	FF	FR
1993 Seattle	9/0	7	6	1	3.5	3.0	1	0	0
1994 Seattle	15/14	37	24	13	4.5	2.5	0	0	0
1995 Seattle	13/7	32	24	8	10.0	6.5	0	0	1
NFL TOTALS	37/21	76	54	22	18.0	12.0	1	0	1

Tackles for loss includes sacks.



85 CHRISTIAN FAURIA TE

Height: 6-5 **Weight:** 245
College: Colorado
NFL Experience: 2nd Year
How Acquired: Draft (2nd round 1995)
1995 Games Played/Started: 14/9
Career Games Played/Started: 14/9
Birthdate: September 22, 1971
Birthplace: Harbor City, CA
Residence: Northridge, CA

1995: Played 14 games, starting nine, at tight end. Inactive for two games after spraining a knee at Jacksonville. Had started nine straight prior to the injury, but returned to play as a reserve the last four games. Caught 17 passes for 181 yards and one score, that at San Diego. Reception total is the most ever by a rookie tight end. Had a single-game high four receptions in that game. Chosen on the second round in 1995, the highest draft choice ever used on a tight end.

COLLEGE: Finished his career with 98 receptions for 1,058 yards, and 12 touchdowns. Ranks fourth in school history in receptions and ninth in yards. Big 8 Conference record-holder for receptions by a tight end. Winner of the Derek Singleton Award which is given to the Colorado player who displays the spirit, enthusiasm, and dedication, as a sophomore and junior. First-team All-Big 8 Conference as a senior and third-team Associated Press All-America choice. Caught 35 passes for 356 yards and three touchdowns. Finished second on the team in receptions. Had a single-game high seven receptions for 43 yards against Michigan. Had at least four receptions in three other games. Ended the season with a one-yard touchdown reception against Notre Dame in the Fiesta Bowl. Started every game as a junior, catching 30 passes for 351 yards and one touchdown. Started the season with nine receptions for 97 yards against Texas. Second-team all-conference as a sophomore. Caught 31 passes for 326 yards on five touchdowns. Reception total was the most by a Colorado tight end since 1984. Played every game in 1991 as a redshirt freshman. First catch went for a touchdown against Oklahoma. Caught a game-winning 20-yard touchdown pass from field goal formation in a 16-12 win over Oklahoma State. Selected for the East-West Shrine Game, but did not play. Graduated with a degree in Communications.


PERSONAL: First-team All-CIF and first-team All-Del Ray League as a tight end at Crespi High School in Encino, California. Team captain and Most Valuable Player as a senior while catching 58 passes for 674 yards and six touchdowns. Added 78 tackles and six sacks while playing linebacker. Played only one season of basketball earning Most Valuable Player honors after averaging 16.0 points and 13.0 rebounds per game as a senior. Also lettered in track. Owns his own masonry business along with one of his brothers. One brother, Lance, lettered as a tight end at the University of Washington in 1984. Another, Quinn, played fullback at Northern Arizona in 1989. A sister, Julie, played basketball at the College of the Canyons. Last name is pronounced four-E-aye.

FAURIA'S NFL RECORD

Club	Receiving					
	G/S	No	Yds	Avg	LG	TD
1995 Seattle	14/9	17	181	10.6	20	1

FIVE STRAIGHT

Defensive tackle Cortez Kennedy has played in the last five AFC-NFC Pro Bowls, a franchise record.

**49 TOM FLETCHER DS**


Height: 6-3 **Weight:** 245
College: San Diego State
NFL Experience: 1st Year
How Acquired: Free Agent (1996)
1995 Games Played/Started: 0/0
Career Games Played/Started: 0/0
Birthdate: October 24, 1972
Birthplace: La Jolla, CA
Residence: Kirkland, WA

1996: Signed as a free agent on January 31.

CAREER: Went to camp in 1995 with the Oakland Raiders after signing as a free agent on May 15. Was waived by the Raiders on August 22.

COLLEGE: Four-year letterman as a deep snapper after walking on. Executed 476 snaps on both placements and punts, including the last 465 without an error. Given a scholarship in 1992. Redshirted in 1990. Speech Communications major.


PERSONAL: Was a tight end, linebacker, and deep snapper at San Marcos High School in San Marcos, California. Also lettered in basketball and baseball. Grandfather was deputy mayor of Washington, D.C. during the John F. Kennedy and Lyndon Johnson presidential administrations.

**17 JOHN FRIESZ QB**

Height: 6-4 **Weight:** 211
College: Idaho
NFL Experience: 7th Year
How Acquired: UFA (Washington 1995)
1995 Games Played/Started: 6/3
Career Games Played/Started: 51/30
Birthdate: May 19, 1967
Birthplace: Missoula, MT
Residence: Hayden Lake, ID

1995: Played six games, starting three at quarterback. Came off the bench in Denver to lead the greatest comeback in franchise history. Trailing 20-0 before engineering three fourth quarter touchdown drives in a 31-27 win. Passed for two scores in the quarter while completing 12-of-19 passes for 157 yards. Threw game-winning touchdown pass to Chris Warren with 49 seconds left. Saw action as a reserve in two games, Kansas City and second San Diego, before making first start at Arizona. Played all but six plays despite separating left (non-throwing) shoulder in the first quarter. Overcame early 14-0 deficit to tie game in regulation. Was driving toward game-winning field goal attempt when deflected pass was intercepted and returned for a touchdown. Injury kept him out of next five games before playing at Denver. Started the last two games. Completed 16-of-25 passes for 220 yards and one score against the Raiders. Engineered scores on first five possessions, giving him eight straight possessions with a score including the Denver game. Signed as an unrestricted free agent on March 17, reuniting with Dennis Erickson who recruited him to the University of Idaho in 1985 and coached him one season.

CAREER: Played the first four seasons of his career with the San Diego Chargers before signing with the Washington Redskins as a free agent for the 1994 season. Started all 16 games for the Chargers in 1991 and posted back-to-back 300-yard games.



Originally drafted by the Chargers on the sixth round in 1990. **1990:** Missed the first 15 games on injured reserve with a training camp shoulder injury. Activated and started against the eventual AFC West Champion Los Angeles Raiders in the season finale. Completed 11-of-22 passes for 98 yards with one touchdown and one interception in a 17-12 loss. **1991:** Started 16 regular season games and completed 262-of-487 passes for 2,896 yards with 12 touchdowns and 15 interceptions. Had back-to-back 300-yard games with 306 versus the Los Angeles Rams on October 13 and 321 against Cleveland on October 20. Completed a career-best 33-of-54 against the Browns and was 21-of-33 versus the Rams. Engineered a fourth quarter 24-21 win over New Orleans. Earned starting job in fourth preseason game by completing 17-of-19 passes for 210 yards against the Raiders. **1992:** Missed entire season on injured reserve with a knee injury suffered in the second quarter of the preseason opener at Phoenix. **1993:** Saw action in 12 games, starting six consecutive during weeks 6-12 when Stan Humphries was sidelined by a shoulder injury. Engineered two wins during that time, over eventual playoff teams the Los Angeles Raiders and Minnesota Vikings. Completed 20-of-32 passes for 268 yards and two scores versus the Vikings. One of the touchdowns was a 66-yarder to Anthony Miller, the Chargers longest scoring play from scrimmage. Came off the bench on week three to lead a 74-yard scoring drive to the winning field goal with 0:03 left against Houston. Suffered only four interceptions in 238 attempts. **1994:** Signed with the Redskins as an unrestricted free agent on April 18. Played 16 games, starting the first four, including versus the Seahawks in the season opener. Was 17-of-32 for 210 yards with one touchdown and two interceptions in a 28-7 loss. Threw for 195 yards and four touchdowns and no interceptions the next week in a 38-24 win at New Orleans. Tied a team record with 32 completions, including two touchdowns and a career high 381 yards, in a 31-23 loss at the New York Giants. Threw a 73-yard scoring pass to Henry Ellard versus Atlanta in game four, a career best. Saw action at quarterback in only three other games the rest of the season, versus Arizona, San Francisco, and Dallas.

COLLEGE: Set 24 school, 18 conference, and five NCAA Division I-AA records. Teams were 27-5 in his career and advanced to the playoffs three times. Consensus All-America, All-Big Sky Conference and conference Player of the Year as a junior and senior. Threw for 10,697 career yards, the NCAA's fifth-best total. Had 4,041 yards with 31 touchdowns and eight interceptions as a senior. Yardage total was the sixth highest in NCAA single-season history. Had 11 games with more than 300 yards, including five with more than 400. Set NCAA I-AA single-game completion

percentage mark of 84.8% (28-of-33) against Montana State. Finished his career completing 801-of-1,350 attempts for 10,697 yards, 77 touchdowns and 40 interceptions. Was another 105-of-178 for 1,535 yards with 11 touchdowns and seven interception in the postseason. Recruited to Idaho by Dennis Erickson. Majored in Education.

PERSONAL: Earned all-state honors in football at Coeur d'Alene High School in Coeur d'Alene, Idaho. Also lettered in baseball as a pitcher. Has hosted a golf tournament in San Diego to benefit the American Diabetes Association. Is a avid outdoorsman, including being a certified scuba diver. John and his wife, Julie (6/11/94), have a son, Hunter (11/25/95).

FRIESZ'S NFL RECORD

Passing										
Year	Club	G/S	Att	Comp	Yds	Pct	TD	Int	LG	T/Y
1990	San Diego	1/1	22	11	98	50.0	1	1	17	1/7
1991	San Diego	16/16	487	262	2896	53.8	12	15	58	32/214
1992	San Diego	Injured Reserve (knee)								
1993	San Diego	12/6	238	128	1402	53.8	6	4	66t	14/98
1994	Washington	16/4	180	105	1266	58.3	10	9	73t	6/45
1995	Seattle	6/3	120	64	795	53.3	6	3	43t	3/12
NFL TOTALS		51/30	1047	570	6457	54.4	35	32	73t	56/376

Rushing							
Year	Club	G/S	Att	Yds	Avg	LG	TD
1990	San Diego	1/1	1	3	3.0	3	0
1991	San Diego	16/16	10	18	1.8	11	0
1992	San Diego	Injured Reserve (knee)					
1993	San Diego	12/6	10	3	0.3	2	0
1994	Washington	16/4	1	1	1.0	1	0
1995	Seattle	6/3	11	0	0.0	2	0
NFL TOTALS		51/30	33	25	0.7	11	0

SINGLE GAME HIGHS

Passing

- Most Attempts:** 54, vs. Cleveland 10/20/91
- Most Completions:** 33, vs. Cleveland 10/20/91
- Mos Yards:** 381, at N.Y. Giants 9/18/94
- Highest Completion Percentage:** 68.2, at New Orleans 9/11/94 (15-22)
- Longest Completion:** 73, to Henry Ellard, vs. Atlanta 9/25/94 (TD)
- Most Touchdowns:** 4, at New Orleans 9/11/94
- Most Interceptions:** 3, 3 Times (Last: vs. Atlanta 9/25/94)
- Longest Touchdown:** 73, to Henry Ellard, vs. Atlanta 9/25/94



84 JOEY GALLOWAY WR


Height: 5-11 **Weight:** 188
College: Ohio State
NFL Experience: 2nd Year
How Acquired: Draft (1st round 1995)
1995 Games Played/Started: 16/16
Career Games Played/Started: 16/16
Birthdate: November 20, 1971
Birthplace: Bellaire, Ohio
Residence: Bellaire, Ohio

1995: Started 16 games at wide receiver and was named NFL Offensive Rookie of the Year by *College and Pro Football Newsweekly* and a consensus All-Rookie choice by *Pro Football Weekly/Pro Football Writers Association*, *College and Pro Football Newsweekly*, and *Football News*. Caught 67 passes for 1,039 yards and seven touchdowns, becoming the 10th rookie in NFL history to surpass 1,000 yards, and first since 1986. Added 154 yards rushing and one score and returned 36 punts for a 10.0 yard average, and one touchdown. Set franchise season records for receptions, yards, and 100-yard games (three) by a rookie, totals

that led all NFL rookies, as did his seven touchdown receptions. Broke Steve Largent's record for rookie receptions (54 in 1976) in 14 games and Daryl Turner's for yardage (715 in 1984) in 11. Established franchise records for longest run from scrimmage, an 86-yard touchdown at Jacksonville, and longest punt return, a 89-yard score versus the New York Giants. Combined with Brian Blades to be the first duo with 1,000 yards in the same season. Had a franchise rookie best three 100-yard games: 5 for 102 yards and one touchdown at Buffalo; 5 for 114 yards and two scores at Jacksonville; and 5 for 108 yards versus the Raiders. Franchise had only five 100-yard games by a rookie entering 1995. Named AFC Offensive Player of the Week for his performance against the Jaguars and AFC Special Teams Player of the Month for November. Accounted for 200 yards from scrimmage against the Jaguars and returned 13 punts for a 13.2 yard average in the month. Averaged 48.0 yards on each of his nine touchdowns (7 receiving, 1 rushing, 1 punt return). One of two players in the NFL (along with San Francisco's Jerry Rice) to score three different ways. First rookie wide receiver to start every game and the first since 1976 to start the opener. Drafted on the first round with the eighth overall pick, the first wide receiver ever drafted on the first round by the Seahawks.

HONORS: *1995, NFL Rookie of the Year (College and Pro Football Newsweekly); First-Team All-Rookie (Pro Football Weekly/Pro Football Writers Association, College and Pro Football Newsweekly, Football News); AFC Offensive Player for Week 11 (at Jacksonville 11/12); AFC Special Teams Player of the Month for November.*

COLLEGE: First wide receiver ever drafted on the first round by the Seahawks. Finished his four-year career ranked second in school history in touchdown receptions with 19, trailing only Cris Carter's (Minnesota Vikings) 27. Ranked fourth in both career receptions, 108, and receiving yards, 1,894. Added 20 kickoff returns for a 25.0 yard average and one score and 34 punt returns for a 7.8 average. Had two games with three touchdown receptions. Played both split end and flanker earning first-team All-Big Ten Conference honors as a junior and second-team accolades as a senior. Led team in receiving as both a junior and a senior. Recorded 44 receptions for 669 yards and seven touchdowns in 10 games as a senior. Returned 18 kickoffs for 462 yards, a 25.7 yard average, and one touchdown, and 16 punts for a 10.6 average. Had two touchdowns, one a 67-yard reception and the other an 8-yard reverse against Fresno State. Caught seven passes for 93 yards and three touchdowns against Purdue. Touchdown total tied for second in school history. Returned three kickoffs for 136 yards, including a 93-yard touchdown against



Indiana. Was the longest return since 1988. Finished his senior season catching eight passes for 146 yards and two touchdowns in the Citrus Bowl against Alabama. Had a career-best 69-yard reception in that game. Caught 47 passes for 946 yards and a school record-equalling 11 touchdowns in 1993. Equalled Carter's 1986 record. Yardage total ranked third for a single-season in school history trailing Carter's 1,127 in 1986 and 950 in 1985. Had four 100-yard games, including 186 on nine receptions with three touchdowns against Michigan State. Yardage was third in school history. Had 150 yards versus Wisconsin, 119 against Northwestern, and 115 versus Indiana. Played the first two games as a sophomore before injuring a knee and missing the rest of the season. Caught 14 passes in 11 games as a redshirt freshman. Played in the East-West Shrine Game. Graduated with a degree in Business/Marketing. National Football Foundation Scholar Athlete and National Association of Collegiate Directors of Athletics Scholarship recipient.

PERSONAL: Caught 32 passes for 608 yards and eight touchdowns, averaged 26.9 yards on kickoff returns and 15.2 on punts as a senior at Bellaire High School in Bellaire, Ohio. All-Ohio choice in basketball and also lettered in track.

GALLOWAY'S NFL RECORD

		Receiving					
Club	G/S	No	Yds	Avg	LG	TD	
1995 Seattle	16/16	67	1039	15.5	59t	7	
		Rushing					
Club	G/S	Att	Yds	Avg	LG	TD	
1995 Seattle	16/16	11	154	14.0	*86t	1	
		Punt Returns					
Club	G/S	No	FC	Yds	Avg	LG	TD
1995 Seattle	16/16	36	12	360	10.0	*89t	1
		Kickoff Returns					
Club	G/S	No	Yds	Avg	LG	TD	
1995 Seattle	16/16	2	30	15.0	18	0	

SINGLE GAME HIGHS

Receiving

Most Receptions: 7, vs. Philadelphia 12/3/95
Most Yards: 114, at Jacksonville 11/12/95
Longest Reception: 59, from Rick Mirer, at Washington 11/19/95 (TD)
Most Touchdowns: 2, at Jacksonville 11/12/95
Longest Touchdown: 59, from Rick Mirer, at Washington 11/19/95

Punt Returns

Most Returns: 5, 2 Times (Last: vs. Oakland 12/17/95)
Most Fair Catches: 2, 4 Times (Last: vs. Oakland 12/17/95)
Most Yards: *105, vs. N.Y. Giants 11/5/95 (4 returns)
Longest Return: *89, vs. N.Y. Giants 11/5/95 (TD)
Most Touchdowns: 1, vs. N.Y. Giants 11/5/95

Rushing

Most Attempts: 3, vs. Denver 10/1/95
Most Yards: 86, at Jacksonville 11/12/95
Longest Run: *86, at Jacksonville 11/12/95
Most Touchdowns: 1, at Jacksonville 11/12/95
Longest Touchdown: *86, at Jacksonville 11/12/95

* Team Record

GALLOWAY GAME BY GAME

1995	Opponent	No	Yds	Avg	LG	TD
09/03	Kansas City	4	69	17.3	31	0
09/10	at San Diego	3	26	8.7	9	0
09/17	Cincinnati	6	78	13.0	28	0
09/24	BYE					
10/01	Denver	4	89	22.3	51	0
10/08	at Oakland	4	87	21.8	35	1
10/15	at Buffalo	5	102	20.4	54	1
10/22	San Diego	2	15	7.5	10	0
10/29	at Arizona	2	35	17.5	19	0

1995	Opponent	No	Yds	Avg	LG	TD
11/05	N.Y. Giants	4	35	8.8	10	0
11/12	at Jacksonville	5	114	22.8	38	2
11/19	at Washington	4	90	22.5	59t	1
11/26	N.Y. Jets	3	24	8.0	10	0
12/03	Philadelphia	7	68	9.7	21	0
12/10	at Denver	4	49	12.3	17	1
12/17	Oakland	5	108	21.6	43	1
12/24	at Kansas City	5	50	10.0	15	0
TOTALS (16/16)		67	1039	15.5	59t	7



8 STAN GELBAUGH QB

Height: 6-3 **Weight:** 207
College: Maryland
NFL Experience: 10th Year
How Acquired: Plan B (Arizona 1992)
1995 Games Played/Started: 0/0
Career Games Played/Started: 19/11
Birthdate: December 4, 1962
Birthplace: Carlisle, PA
Residence: Poolesville, MD

1995: Designated the 46th player for 15 games and as the backup for one, versus the New York Giants.

CAREER: Veteran quarterback who has played in the NFL, World League, and Canadian Football League. Has spent the last four seasons with the Seahawks as a reserve after signing as a free agent and started eight games in 1992. **1986:** Drafted on the sixth round by the Dallas Cowboys and waived on August 18. Signed with the CFL's Saskatchewan Roughriders on August 27 as a free agent punter and averaged 40.2 yards on 45 punts in five games before being waived on October 7. Signed with the Buffalo Bills on November 16. Active for five games, but did not play. **1987:** Missed the entire season on injured reserve with an elbow injury. **1988:** Active for three games with the Bills but did not play. **1989:** Played in one game with Buffalo. Was waived three times and re-signed twice during the season. **1990:** Signed as a free agent by the Cincinnati Bengals on March 6, but was waived prior to the start of the season. **1991 (World League):** Played 10 games, starting nine, with the London Monarchs. Led London to the World Bowl title and earned league Most Valuable Player honors. Had five 300-yard passing games and finished the season as the league's top-rated passer with a 92.8 rating. Signed with the Hamilton Tiger-Cats of the CFL on July 29 and left camp in August. Signed with the Kansas City Chiefs on August 12 and was waived on the 19th. Signed with the Phoenix Cardinals as a free agent on September 18. Played six games, starting three. Threw his first touchdown pass to Ricky Proehl against the New York Giants on November 10. Made his first NFL start versus San Francisco on November 17. **1992:** Started the season as the Seahawks third-string quarterback and ended it as the starter after signing as a Plan B Free Agent on February 13. Was inactive for the first five games before moving to the backup role after a shoulder injury to Kelly Stouffer at San Diego on October 4. Saw his first action at Dallas on October 11, when starter Dan McGwire suffered a season-ending hip injury. Started the next four games before injuring a knee against the Raiders in Los Angeles. Threw for a career-high 238 yards, completing 17-of-41 passes against the Raiders on October 18. Missed one game before playing the fourth quarter and overtime as a reserve against the Denver Broncos on November 30. Guided Seattle to 10 fourth quarter points, including throwing a game-tying three-yard touchdown pass to Brian Blades on the contest's final play. Won back the starting job for the next game at Pittsburgh against the Steelers and started the last four games. Had a single game best two scoring passes against the

Steelers. **World League:** Played the 1992 season on loan with the London Monarchs after signing with the Seahawks. Played 10 games, starting 9. Completed 147-of-279 passes for 1,966 yards with 11 touchdowns and 12 interceptions. Ranked seventh in the league with a 70.6 quarterback rating. Set a league record with a 98-yard completion to Sean Foster against Frankfurt. **1993:** Dressed as the backup quarterback for the season's first three games and was the designated 46th player for the last 13. Played 23 plays at New England for an injured Rick Mirer (eye) in a 17-14 win. Completed a field goal drive in the third quarter and directed a 41-yard touchdown drive on his next possession. **1994:** Designated the 46th player for the season's first 13 games before dressing for the last three after an injury to Rick Mirer. Saw his only game action at Cleveland playing 15 plays in the fourth quarter. Accounted for Seattle's only touchdown on a 25-yard pass to James McKnight.

COLLEGE: Spent his first three seasons as a reserve behind current NFL quarterbacks Boomer Esiason (Arizona Cardinals) and Frank Reich (New York Jets). Started six games as a junior and set a school record with 48 attempts against Penn State in his first game. Started all 11 games his senior year. Finished his career completing 251-of-454 attempts (55.3 percent) for 3,659 yards, with 20 touchdowns and 18 interceptions. Graduated with a degree in Marketing.

PERSONAL: Lettered in football, basketball, and track at Cumberland Valley High School in Mechanicsburg, Pennsylvania. Stan and his wife, Carole (3/12/88), have a son, Paul (12/12/91).

GELBAUGH'S NFL RECORD

Year	Club	G/S	Passing							
			Att	Comp	Yds	Pct	TD	Int	LG	T/Y
1986	Buffalo	0/0	0	0	0	0.0	0	0	0	0/0
1987			Injured Reserve (elbow)							
1988	Buffalo	0/0	0	0	0	0.0	0	0	0	0/0
1989	Buffalo	1/0	0	0	0	0.0	0	0	0	0/0
1990			Did Not Play							
1991	Phoenix	6/3	118	61	674	42.9	3	10	34	10/94
1992	Seattle	10/8	255	121	1307	47.5	6	11	57	34/265
1993	Seattle	1/0	5	3	39	60.0	0	1	22	1/7
1994	Seattle	1/0	11	7	80	63.6	1	0	25	0/0
1995	Seattle	0/0	0	0	0	0.0	0	0	0	0/0
SEATTLE TOTALS		12/8	271	131	1426	48.3	7	12	57	35/272
NFL TOTALS		19/11	389	192	2100	49.4	10	22	57	45/366

ADDITIONAL STATISTICS

Rushing: 1 attempt for -3 yards in 1989; 9 attempts for 23 yards, 13 long in 1991; 16 attempts for 79 yards, 4.9 average, 22 long, 0 TDs in 1992; 1 attempt for -1 yards in 1993; 1 attempts for 10 yards in 1994; **28 attempts for 108 yards, 3.9 average, 22 long, 0 TDs, career.**

World League Totals: GP/GS: 20/18. Passing: 582 atts., 336 comp., 57.7%, 4,622 yds., 28 TDs, 24 ints., 82.1 rating.

SINGLE GAME HIGHS

Passing

Most Attempts: 41, vs. L.A. Raiders 10/18/92

Most Completions: 22, vs. N.Y. Giants 10/25/92

Most Yards: 238, vs. L.A. Raiders 10/18/92

Highest Percentage: 68.8, vs. N.Y. Giants 10/25/92 (32-22)

Longest Completion: 57, to David Daniels, vs. L.A. Raiders 10/18/92


Most Touchdowns: 2, at Pittsburgh 12/6/92

Longest Touchdown: 34, to Ricky Proehl, vs. N.Y. Giants 11/10/91

Most Interceptions: 4, vs. Philadelphia 11/24/91

EXPERIENCE

Seattle's Dennis Erickson and Dallas' Barry Switzer are the only two of the 30 head coaches not to have NFL assistant coaching experience prior to being named head coaches.

**19 EDDIE GOINES WR**

Height: 6-0 **Weight:** 186
College: North Carolina State
NFL Experience: 1st Year
How Acquired: Draft (6th round (b) '95)
1995 Games Played/Started: 0/0
Career Games Played/Started: 0/0
Birthdate: August 16, 1972
Birthplace: Lakeland, FL
Residence: Lakeland, FL

1995: Spent the first nine games on the reserve-non-football injury list rehabilitating from a knee injury suffered in college. Returned to practice for two weeks before being placed on injured reserve. Selected with the second of two 1995 sixth-round draft choices.

COLLEGE: Four-year letterman. School's all-time leader with 147 receptions for 2,352 yards and 17 touchdowns. Led team in receiving in his last three seasons. Averaged 15.7 on 25 kickoff returns and 9.1 on punt returns. All-Atlantic Coast Conference first-team selection as a junior and a senior. Second-team choice as a sophomore. All-conference all-academic pick his last three seasons. Led team in receiving and was a first-team all-conference choice in 1994 despite playing only eight games. Caught 39 passes for 624 yards and three touchdowns. Injured his left knee against the University of Maryland. Led team with a single-season best 48 receptions in 1993. Set school records with 929 receiving yards and 10 receiving touchdowns. Reception total was second in team history for one season. Averaged 106.3 all-purpose yards per game. Led team in scoring with 64 points. Had at least one touchdown in seven games. Set a single-game record with 207 receiving yards, on five receptions, against Wake Forest. Had 75 and 55-yard touchdown receptions. Followed that game with nine receptions, one off the school record, for 123 yards, and three touchdowns versus Texas Tech. The three scoring receptions equalled the school record. Had four 100-yard games. Played 10 games as a sophomore catching 46 passes for 580 yards with three scores. Had two 100-yard games. Played 11 games as a redshirt freshman catching 14 passes for 219 yards and one score. Graduated with a degree in Communications and Public Relations.

PERSONAL: Lettered in football and baseball at Lakeland High School in Lakeland, Florida. All-state choice and Lakeland Ledger's All-Decade Team. Caught 41 passes for 741 yards and 12 touchdowns as a senior. Honors student.

**73 DERRICK GRAHAM G**

Height: 6-4 **Weight:** 314
College: Appalachian State
NFL Experience: 7th Year
How Acquired: Veteran Free Agent ('96)
1995 Games Played/Started: 11/7
Career Games Played/Started: 62/23
Birthdate: March 18, 1967
Birthplace: Groveland, FL
Residence: Orlando, FL

1996: Signed as a free agent on February 28.

CAREER: Veteran offensive lineman who can play both guard and tackle. Entered the NFL as the fifth round draft choice of the Kansas City Chiefs in 1990 and played 51 games, with 26 starts, in five seasons. Offensive line coach with the Chiefs from 1990-93 was current Seahawks offensive line coach Howard Mudd. Played

11 games with seven starts in the 1995 season for the Carolina Panthers. **1990:** Played six games on special teams before being placed on injured reserve with an ankle injury. **1991:** Played 16 games at both left and right tackle. Made his first career start in the season finale at right tackle and started both playoff games. **1992:** Started the first two games at right tackle, but injured his knee against Seattle and spent the last 14 games on injured reserve. **1993:** Played 11 regular season and two postseason games. Started two games in the regular season. **1994:** Played 16 games and started the last 11. **1995:** One of the first players signed by the expansion Carolina Panthers. Started the first seven games before spraining a knee versus New Orleans. Inactive for five games before returning to play in the last four.

COLLEGE: Kodak first-team All-America choice as a senior. Two-time first-team All-Southern Conference choice. Jacobs Trophy winner as a senior, which is given to the conference's top blocker. Four-year letterman and three-year starter. Criminal Justice major.

PERSONAL: Football, basketball, baseball, and track letterman at Groveland High School in Groveland, Florida. All-state in football and district shot put champion. Derrick and his wife, Kendra, have a son, Deltrice (10/5/90).

GRAHAM'S NFL RECORD

Career Games Played/Started:

1990	Kansas City	—	6/0	1994	Kansas City	—	16/11
1991	Kansas City	—	16/1	1995	Carolina	—	11/7
1992	Kansas City	—	2/2	NFL TOTALS		—	62/23
1993	Kansas City	—	11/2				

Career Postseason Games Played/Started: 1991 (Kansas City) - 2/2;
1993 (Kansas City) - 3/0; **Career** - 5/2.



26 CARLTON GRAY CB

Height: 6-0 **Weight:** 200
College: UCLA
NFL Experience: 4th Year
How Acquired: Draft (2nd round 1993)
1995 Games Played/Started: 16/16
Career Games Played/Started: 37/29
Birthdate: June 26, 1971
Birthplace: Cincinnati, OH
Residence: Los Angeles, CA

1995: Started 16 games at left cornerback and intercepted a career high four passes. Intercepted two passes at Arizona and had one each in the second San Diego game and against the New York Jets. Returned the Jets interception a career-long 26 yards. Credited with a career high 73 tackles, according to unofficial press box statistics, almost equaling his career total (74) entering the season. Had at least three tackles in every game with at least five in seven games. Had a season-high eight at San Diego. Led team with 19 passes defensed. Missed only 14 plays all season, playing in 1,068-of-1,082 snaps.

CAREER: Has been the starter at left cornerback since his second season and totals 147 tackles and nine interceptions. Has four of his nine interceptions versus the San Diego Chargers. Picked off passes in each of his first two games and had two at Arizona in 1995. **1993:** Played 10 games, starting two, one each at left and right cornerback. Played the first seven games as a nickel back before injuring his ankle against New England. Missed the next six games on the inactive list. Returned to play in the last six games and started at right cornerback versus Phoenix and at left corner against Pittsburgh. Finished the season with 23 tackles and one sack, according to unofficial press box statistics. Had three interceptions, one off the team record for a rookie. Picked off

passes in each of his first two games, at San Diego and versus the Los Angeles Raiders. **1994:** Started the first 11 games at left cornerback before breaking an arm against Tampa Bay. Missed the last five games on injured reserve. Credited with 51 tackles, according to unofficial press box statistics, a team-leading 11 passes defended, and two interceptions. Picked off passes at Washington and in the second San Diego game. Posted a single-game best 11 tackles at Los Angeles against the Raiders.

COLLEGE: Four-year letterman and starter. Consensus first-team All-America by Associated Press, United Press International, Walter Camp Foundation, and Kodak in 1992. GTE Academic All-America as a senior. Finished college with a 3.4 grade point average and was awarded a \$5,000 post-graduate National Association of Collegiate Directors of Athletics scholarship. Also a first-team All-Pac-10 pick by the conference coaches and a two-time first-team All-Academic pick. Finished second in school history with 16 interceptions, three off former Seahawks safety Kenny Easley's school record 19 from 1977-80. Finished second in the country in interceptions in 1991 with 10, an average of 0.91 per game. Added one in a bowl game to eclipse Bob Stiles' 1965 school record of nine. Credited with 150 tackles in his career. Was the first true freshman to start eight games on defense for UCLA since 1979 and was named Co-Defensive Rookie of the Year. Played in the Hula Bowl and East-West Shrine Game after his senior season. Communications Studies major.

PERSONAL: Football, basketball, and track letterman at Forest Park High School in Cincinnati, Ohio. His grandfather, Benjamin Hooks, retired in 1993 as the Executive Director of the NAACP. One of 50 NFL Players to donate \$10,000 to the United Negro College Fund during the 1995 season.

GRAY'S NFL RECORD

Interceptions

Club	G/S	No	Yds	Avg	LG	TD
1993 Seattle	10/2	3	33	11.0	16	0
1994 Seattle	11/11	2	0	0.0	0	0
1995 Seattle	16/16	4	34	8.5	26	0
NFL TOTALS	37/29	9	67	6.7	26	0

Defense

Club	G/S	Tkl	So	Ast	T/L	QB	PD	FF	FR
1993 Seattle	10/2	23	21	2	1.0	1.0	9	0	0
1994 Seattle	11/11	51	45	6	0.0	0.0	11	0	0
1995 Seattle	16/16	73	68	5	0.5	0.0	19	0	0
NFL TOTALS	37/29	147	134	13	1.5	1.0	39	0	0

Tackles for loss includes sacks.

SINGLE GAME HIGHS

Defense

Tackles (Solos and Assists): 11, at L.A. Raiders 9/11/94 (9+2)

Tackles For Loss (Includes sacks): 1.0, 2 Times (Last: at San Diego 10/30/94)


Sacks: 1.0, vs. Arizona 12/19/93 (OT)

Interceptions: 2, at Arizona 10/29/95 (OT)

Forced Fumbles: None

Fumble Recoveries: None






32 OSCAR GRAY **FB**

Height: 6-1 **Weight:** 255
College: Arkansas
NFL Experience: 1st Year
How Acquired: Free Agent (1996)
1995 Games Played/Started: 0/0
Career Games Played/Started: 0/0
Birthdate: September 25, 1972
Birthplace: Houston, TX
Residence: Kirkland, WA

1996: Signed as a free agent on April 2. Went to camp with the Arizona Cardinals after signing as a free agent on April 28, 1995. Was waived on August 24 and signed to the practice squad. Spent 10 of-the-next 12 weeks on the practice squad before being activated. Was inactive for the season finale against Dallas.

COLLEGE: Rushed for 360 career yards on 93 attempts and caught 20 passes for 208 yards. Had 243 yards and had 18 receptions for 182 yards as a junior. Criminal Justice major.

PERSONAL: Played as a fullback and linebacker at M.B. Smiley High School in Houston, Texas. Also lettered in baseball. Rushed for 725 yards and seven touchdowns as a senior.



30 COREY HARRIS **CB**

Height: 5-11 **Weight:** 199
College: Vanderbilt
NFL Experience: 5th Year
How Acquired: RFA (Green Bay 1995)
1995 Games Played/Started: 16/16
Career Games Played/Started: 58/18
Birthdate: October 25, 1969
Birthplace: Indianapolis, IN
Residence: Nashville, TN

1995: Started 16 games at right cornerback after signing as a restricted free agent. Credited with 85 tackles, according to unofficial press box statistics. Had 41 tackles in his career prior to 1995. Had a single-game high eight in back-to-back games at Washington and against the New York Jets and had at least six in six other games. Picked off his first career pass at Jacksonville and added another the next week at Washington. Added a third at Denver. Scored his first career touchdown by returning a Winston Moss-forced fumble 57 yards against Oakland. Averaged 20.9 yards on 19 kickoff returns. Missed only 23 plays all season, playing in 1,059-of-1,082 snaps. Signed to an offer sheet as a restricted free agent on March 3. Green Bay declined to match and took Seattle's third-round 1995 draft choice (used on LB Brian Williams) as compensation on March 10.

CAREER: Originally drafted as a wide receiver on the third round by the Houston Oilers in 1992. **1992:** Played five games for the Oilers before being waived on October 13. Claimed by Green Bay and played 10 games as a reserve wide receiver and special teams performer. Tied for Green Bay lead with 14 special teams tackles and ranked ninth in the NFC with a 21.1 kickoff return average. Had a team-best 50-yard return versus Tampa Bay. Rushed twice for 10 yards against Houston. **1993:** Played 11 games on special teams and as a reserve cornerback. Missed five games with a knee injury suffered at Dallas. Averaged 30.1 yards on 16 kickoff returns, a figure that would have led the league, but fell four attempts short of qualifying. Had returns of 65 and 64 yards. Added eight special teams tackles and three on defense.

Averaged 20.8 yards on five postseason kickoff returns. **1994:** Played 16 games and started twice as an extra defensive back. Had a single-season best 38 tackles. Added eight special teams tackles. Led team with a 21.3 yard kickoff return average.

COLLEGE: Four-year starter who played wide receiver as a freshman and sophomore before moving to running back as a junior and senior. First-team All-Southeastern Conference as a senior after rushing for a school-record 1,103 yards. Had four 100-yard games, including 180 versus Army, and caught 23 passes for 283 yards and averaged 19.4 yards on 20 kickoff returns. Posted a single-season best 45 receptions for a 14.5 yard average and six scores in 1989. Finished career with 1,486 yards rushing on 297 attempts, a 5.0 yard average, and six scores, 92 pass receptions for 1,204 yards, and seven touchdowns, and 72 kickoff returns for a 21.6 yard average. Also lettered in track and played junior varsity basketball. Graduated with a degree in Human Resources.

PERSONAL: Lettered in football, basketball, baseball, and track at Ben Davis High School in Indianapolis, Indiana. First-team All-State as a senior as team won state title. Named to the Who's Who among American high school students. Has a daughter, Lauren (9/19/88). Owns a Nashville-based record label, SYBE (Strong Young Black Entrepreneur) Records and has released a CD, "N'tha Midst of the Funk," under the stage name, Snake.

HARRIS' NFL RECORD

Defense

	Club	G/S	Tkl	So	Ast	T/L	QB	PD	FF	FR
1992	Houston	5/0	0	0	0	0.0	0.0	0	0	0
	Green Bay	10/0	0	0	0	0.0	0.0	0	0	0
1993	Green Bay	11/0	3	0	0	0.0	0.0	0	0	0
1994	Green Bay	16/2	38	32	6	0.0	0.0	5	1	0
1995	Seattle	16/16	85	77	8	0.0	0.0	5	1	1
NFL TOTALS		58/18	126	109	14	0.0	0.0	10	2	1

Tackles for loss includes sacks.

Kickoff Returns

	Club	G/S	No	Yds	Avg	LG	TD
1992	Houston	5/0	10	206	20.6	42	0
	Green Bay	10/0	23	485	21.1	50	0
1993	Green Bay	11/0	16	482	30.1	65	0
1994	Green Bay	16/2	29	618	21.3	59	0
1995	Seattle	16/16	19	397	20.9	35	0
NFL TOTALS		58/18	97	2188	22.6	65	0

SINGLE GAME HIGHS

Defense

Tackles (Solos and Assists): 8, 2 Times (Last: vs. N.Y. Jets 11/26/95 [7+1])


Tackles For Loss (Includes sacks): None

Sacks: None

Interceptions: 1, 3 Times (Last: at Denver 12/10/95)

Forced Fumbles: 1, 2 Times (Last: vs. N.Y. Giants 11/5/95)

Fumble Recoveries: 1, vs. Oakland 12/17/95 (TD)



81 RONNIE HARRIS WR

Height: 5-11

Weight: 175

College: Oregon

NFL Experience: 2nd Year

How Acquired: Free Agent (1994)

1995 Games Played/Started: 13/0

Career Games Played/Started: 20/0

Birthdate: June 4, 1970

Birthplace: Granada Hills, CA

Residence: Kirkland, WA

1995: Played 13 games as a reserve wide receiver and on special teams. Credited with seven tackles on special teams and downed

three punts inside the opposition's 10 yard line.

CAREER: Spent his first two seasons with the New England Patriots alternating between the active roster and the practice squad. Played six games with the Patriots, five in 1993 and one in 1994. Caught one pass for 11 yards, returned 24 punts for 203 yards, and five kickoffs for 74 yards. **1993:** Played the last five games of the season after spending the first 11 games on the practice squad. Returned 21 punts for an 8.4 yard average, and five kickoffs for a 14.8 yard average. Set a New England team record with 10 punt returns against the Pittsburgh Steelers on December 5. **1994:** Active for the last two games and played on special teams at Cleveland. Originally signed to the practice squad on November 29, and was activated prior to the second Los Angeles Raiders game, but did not play. Started the season with the New England Patriots, playing one game on October 16, versus the New York Jets, and caught one pass for 11 yards. Went to camp with the Patriots and was waived on August 20 and signed to the practice squad on August 30. Added to the active roster on October 14 and returned to the practice squad on October 19. Waived from the practice squad on November 22.

COLLEGE: Three-year letterman and two-year starter. Two-time Academic All-Pac-10 choice. Finished career with 65 receptions for 933 yards and seven touchdowns. Caught a single-season best 32 passes for 496 yards and four touchdowns as a senior. Returned 46 punts for an 11.2 average and ranked second on the team with 85.6 all-purpose yards per game. Caught 25 passes for 311 yards and three touchdowns as a junior, playing in 11 games, starting 10. Played 12 games as a sophomore and caught eight passes for 126 yards. Also a member of the track team as a sprinter and anchored a school record 4x100 meter relay squad. Winner of the Schlstrom Award, which is presented to the top senior scholar-athlete.

PERSONAL: Football and track letterman at Valley Christian High School in San Jose, California. All-state choice as a multi-purpose player for the small school division. Class A MVP in the North Coast Section as a senior. Ronnie and his wife, Kris, have a daughter, Melissa (2/1/95).


HARRIS' NFL RECORD

Club	G/S	Receiving				
		No	Yds	Avg	LG	TD
1993 New England	5/0	0	0	0.0	0	0
1994 New England	1/0	1	11	11.0	11	0
Seattle	1/0	0	0	0.0	0	0
1995 Seattle	13/0	0	0	0.0	0	0
NFL TOTALS	20/0	1	11	11.0	11	0

ADDITIONAL STATISTICS

Punt Returns: 1993 (New England) - 21 for 177 yds., 8.4 avg., 21 LG, 2 FC; 1994 (New England) - 3 for 26 yds., 8.7 yds., 12 LG; 1995 (Seattle) 3 for yds., 7.7 avg., 10 LG; **Career - 27 for 226 yds., 8.4 avg., 21 LG.**

Kickoff Returns: 1993 (New England) - 5 for 74 yds., 14.8 yds., 19 LG; 1995 (Seattle) - 1 for 9 yds; **Career - 6 for 83 yds., 13.8 avg., 19 LG.**



71 KELVIN INGRAM T


Height: 6-5 **Weight:** 276
College: Oklahoma State
NFL Experience: 1st Year
How Acquired: Free Agent (1995)
1995 Games Played/Started: 0/0
Career Games Played/Started: 0/0
Birthdate: October 25, 1970
Birthplace: Fort Pierce, FL
Residence: Fort Pierce, FL

1995: Signed to the practice squad on December 5 and spent the remainder of the season there. Went to camp with the New

Orleans Saints after signing as a free agent on May 1. Used by the Saints as a defensive end before being waived on August 18.

COLLEGE: Lettered two seasons at Oklahoma State University after transferring from Santa Rosa Junior College in Santa Rosa, California. Credited with 13 tackles, two tackles for loss, a sack, and one forced fumble in 1994.

PERSONAL: Attended Fort Pierce High School in Fort Pierce, Florida.



24 SELWYN JONES CB

Height: 6-0 **Weight:** 185
College: Colorado State
NFL Experience: 5th Year
How Acquired: Free Agent (NO '95)
1995 Games Played/Started: 15/0
Career Games Played/Started: 31/3
Birthdate: May 13, 1970
Birthplace: Houston, TX
Residence: Katy, TX

1995: Played 15 games as a reserve cornerback and special teams performer. Signed as a free agent on September 5. Used primarily as the third cornerback in the nickel. Credited with 10 tackles on defense, according to unofficial press box statistics, and added nine more on special teams. Intercepted a pass in the end zone at Kansas City in the season finale. Started the season in the camp of the New Orleans Saints and was waived from injured reserve on August 29.

CAREER: Originally the seventh-round draft choice of the Cleveland Browns in 1992. Claimed on waivers by the New Orleans Saints in 1994. **1992:** Missed the entire season on injured reserve with a hip injury that was suffered in college. **1993:** Played 11 games, starting two. Inactive for five contests. Started at left cornerback against New England and as an extra defensive back versus Atlanta. Second on the team with three interceptions, including two in the season opener against the Cincinnati Bengals, his first NFL game. Had his other against the San Francisco 49ers on week two. Credited with 24 tackles on defense and added a fumble recovery on special teams. **1994:** Inactive for each of the Browns first five games before being waived on October 11 and claimed by the New Orleans Saints the following day. Played five games with the Saints and was credited with 11 tackles on defense and two on special teams. Started against Atlanta as an extra defensive back.

COLLEGE: Four-year letterman and four-year starter. Finished his career as school's all-time leader with 15 interceptions. Added 117 total tackles, two blocked kicks, a fumble recovery, and a forced fumble. Had six interceptions in 1990 and five in 1989. Jim Thorpe Award nominee as a senior, but played only seven games because of a hip injury. Two-time second-team All-Western Athletic Conference choice. Majored in Industrial Technology.

PERSONAL: Played football at Willow Ridge High School in Missouri City, Texas. Led team to 12-3 record and berth in state playoffs as a senior with five interceptions, five fumble recoveries, and 86 tackles.

HAPPY RETURNS

Steve Broussard set a team record with a 24.7 yard kickoff return average in 1995 breaking the 24.1 by Al Hunter in 1978. Broussard ranked sixth in the AFC and his 1,064 yards were second in a single-season in team history. Included was a 70-yard return at Kansas City.

JONES' NFL RECORD

Club	G/S	Interceptions			LG	TD
		No	Yds	Avg		
1992 Cleveland		Injured Reserve				
1993 Cleveland	11/2	3	0	0.0	0	0
1994 Cleveland	0/0	0	0	0.0	0	0
New Orleans	5/1	0	0	0.0	0	0
1995 Seattle	15/0	1	0	0.0	0	0
NFL TOTALS	31/3	4	0	0.0	0	0

Club	G/S	Defense							
		Tkl	So	Ast	T/L	QB	PD	FF	FR
1992 Cleveland		Injured Reserve							
1993 Cleveland	11/2	24	15	9	n/a	0.0	7	0	0
1994 Cleveland	0/0	0	0	0	0.0	0.0	0	0	0
New Orleans	5/1	13	11	2	n/a	0.0	4	0	0
1995 Seattle	15/0	10	9	1	1.0	0.0	4	0	0
NFL TOTALS	31/3	47	35	12	n/a	0.0	15	0	0



77 MATT JOYCE

G

Height: 6-7 **Weight:** 316
College: Richmond
NFL Experience: 2nd Year
How Acquired: Free Agent (1995)
1995 Games Played/Started: 16/13
Career Games Played/Started: 16/13
Birthdate: March 30, 1972
Birthplace: St. Petersburg, FL
Residence: Bellevue, WA

1995: Played 16 games and started the first 13 at left guard after signing as a free agent on March 1. Also saw action at center in the preseason.

CAREER: Spent the entire 1994 season on the Dallas Cowboys practice squad learning to play the offensive line after signing as a free agent. Signed with Dallas as a free agent on May 2 and was claimed on waivers by the Cincinnati Bengals on August 28. Failed the Bengals physical and signed to the Cowboys practice squad on September 5.

COLLEGE: Played defensive line. First-team All-Yankee Conference as a senior and a second-team choice as a junior. Collected 76 tackles as a junior.

PERSONAL: Lettered in football, basketball, and track at New York Military Academy in Cornwall Hudson, New York.

JOYCE'S NFL RECORD

Games Played/Started: 1995 (Seattle) - 16/13.



78 MIKE KEIM

T

Height: 6-7 **Weight:** 302
College: Brigham Young
NFL Experience: 5th Year
How Acquired: Free Agent (1992)
1995 Games Played/Started: 7/0
Career Games Played/Started: 28/0
Birthdate: November 12, 1965
Birthplace: Anaheim, CA
Residence: Salt Lake City, UT

1995: Active for eight games, playing in seven. Saw action on offense in one, the opener against Kansas City. Was inactive for nine games.

CAREER: Has played the last four seasons with the Seahawks as a reserve after signing as a free agent in 1992. Started his career

with the New Orleans Saints prior to joining the Seahawks. **1991:** Originally signed by the Saints as a free agent on May 6. Was waived on August 27, and added to the practice squad on September 2. Spent 16 weeks on the practice squad before being activated on December 20. Played one play against the Phoenix Cardinals on December 22. Was active for, but did not play in, the Saints playoff game against the Atlanta Falcons on December 28.

1992: Signed by the Seahawks as a free agent off the New Orleans Saints practice squad on December 8. Was inactive his first game, but saw action for six plays at left tackle at Denver the next week. Inactive for the season finale. Went to camp with the Saints and was waived on August 27. Joined the New Orleans practice squad on September 2, and had spent all 14 weeks on the practice squad before joining the Seahawks. **1993:** Active for 16 games, seeing action on special teams in three. **1994:** Saw action in all 16 games on special teams. Played most of the first Los Angeles Raiders game at left tackle. Replacement left tackle at Houston, but pulled a hamstring after only six plays.

COLLEGE: Three-year letterman who took over as the starter at right tackle with seven games left in his junior season. Second-team All-Western Athletic Conference as a senior. Originally enrolled at Mesa Community College in Mesa, Arizona, in 1985, before transferring to Brigham Young. Served on an LDS mission from 1985 to 1987. Majored in Wildlife Range Management.


PERSONAL: Lettered in football and basketball at Round Valley High School in Springerville, Arizona. Mike and his wife, Tiffany, have a daughter, Courtney (4/27/95).

KEIM'S NFL RECORD

Career Games Played/Started:

1991	New Orleans	—	1/0	1995	Seattle	—	7/0
1992	Seattle	—	1/0	SEATTLE TOTALS		—	27/0
1993	Seattle	—	3/0	NFL TOTALS		—	28/0
1994	Seattle	—	16/0				

Playoff Games Played/Started: 1991 (New Orleans) - 0/0.



96 CORTEZ KENNEDY DT

Height: 6-3 **Weight:** 293
College: Miami
NFL Experience: 7th Year
How Acquired: Draft (1st round 1990)
1995 Games Played/Started: 16/16
Career Games Played/Started: 96/82
Birthdate: August 23, 1968
Birthplace: Wilson, AR
Residence: Bellevue, WA

1995: Started 16 games at right defensive tackle and made his fifth consecutive appearance in the Pro Bowl, the most consecutive appearances in franchise history. Co-led the team with 6.5 sacks, and led all linemen with 54 tackles, according to unofficial press box statistics. Added 10.0 tackles for loss and a forced fumble. Had two tackles for loss among four tackles at Washington and 1.5 sacks in the second San Diego game. Had a season-high six tackles in the second Oakland game. Played in 93 percent of the defensive snaps, missing only 73. His 96 straight games played is the third-longest streak in franchise history.

CAREER: One of the NFL's best interior lineman. Has appeared in the Pro Bowl in each of the last five seasons, including three as a starter. Five straight Pro Bowl appearances is a franchise record. Had his best season in 1992, earning NFL Defensive Player of the Year honors, while playing for a 2-14 team. Credited with 92 tackles, 14 sacks and 28 tackles for loss. Ranks fourth all-time in

quarterbacks sacks with 38.5, while collecting 415 tackles in 96 games. Only three defensive linemen in team history have recorded more tackles, Joe Nash 772 in 210 games, Jacob Green 718 in 178 games, and Jeff Bryant 689 in 175 games. Has added 65.5 tackles for loss. Joined Seahawks as their first-round draft choice in 1990. Was the third player chosen in the first round after quarterback Jeff George (Indianapolis Colts) and running back Blair Thomas (New York Jets). Seattle acquired the pick on draft day from the New England Patriots along with a second-round choice (LB Terry Wooden) in exchange for the Seahawks two first-round selections (#8 and #10) and a fourth-round 1991 draft choice. Seattle's additional first-round draft choice came from the Indianapolis Colts in a 1988 trade for linebacker Fredd Young.

1990: Played in 16 games and started two at right tackle. Missed all of training camp and the preseason before signing a contract. Credited with 48 tackles, six tackles for loss, one sack, a fumble recovery, and a forced fumble, according to unofficial press box statistics. Posted a season-high 10 tackles, including a sack, at Miami. Six of his tackles against the Dolphins were for no gain or a loss.

1991: Started 16 games at right defensive tackle and played in his first Pro Bowl. Finished third in tackles with 73, according to unofficial press box statistics, and was second in sacks with 6.5. Led all defensive linemen in tackles and sacks. *The Sporting News* AFC Defensive Player of the Week against the New York Jets after recording eight tackles, two sacks, and two passes defended. Also had two sacks against the Indianapolis Colts. His 12 tackles in the second Kansas City Chiefs game were a career high.

1992: Consensus choice as NFL Defensive Player of the Year. One of six finalists for the Miller Lite NFL Player of the Year. NFL Alumni Association and NFL Players Association Defensive Lineman of the Year. Consensus first-team All-NFL pick, and AFC starter in the Pro Bowl. Kansas City 101 Club AFC Defensive Lineman of the Year. Voted the Marcus Nalley Trophy by his teammates as the team's Most Valuable Player. Became only the third player in history to win the Associated Press Defensive Player of the Year award from a team with a losing record, joining Lawrence Taylor of the 1982 New York Giants (4-5) and Reggie White of the 1987 Philadelphia Eagles (7-8). Was the second Seahawks player to win the award along with safety Kenny Easley (1984). Led the team in sacks, 14.0, yards lost, 89, a team record 28 tackles for loss, total yards lost, 122.5, and forced fumbles, four, according to unofficial press box statistics. Ranked tied for fifth in the AFC in sacks and led all interior linemen. His 14.0 sacks were the third-most in a single season in Seattle history. Finished second on the team in tackles with a career-best 92, according to unofficial press box statistics. Also recovered a fumble and batted down two passes. AFC Defensive Player of the Week in a 10-6 win at New England after registering seven tackles, including three sacks, and four-and-a-half tackles for losses of 32 yards, and two forced fumbles. Had a season-high five tackles for loss, including two sacks, against the Raiders, and had three tackles for loss, including two sacks, versus the Philadelphia Eagles. Had at least one tackle for loss in 14-of-16 games and at least two in 9-of-16.

1993: Started 16 games at right tackle and was a consensus first team All-NFL pick for the second straight season and earned his third straight trip to the Pro Bowl and second straight as a starter. Ended the year with 77 tackles, including 60 solo, 13.5 tackles for loss, 6.5 sacks, a forced fumble, and a fumble recovery, according to unofficial press box statistics, despite constant double and triple teaming. Led all defensive linemen in tackles, finishing fourth overall, paced team in tackles for loss, and was second in sacks. Had 10 tackles in back-to-back games, at Houston and versus Cleveland. Recorded two sacks and a fumble recovery at New England and also had two tackles for loss at San Diego. Deflected a pass against the Chargers that was intercepted and returned for a touchdown by Joe Nash. Had at least one tackle for loss in 10-of-16 games and had a three-game

streak with at least one sack. **1994:** Earned his fourth straight trip to the Pro Bowl and third consecutive as a starter after starting 16 games at right tackle. First team All-NFL pick by *Associated Press*, *Sports Illustrated*, and *College and Pro Football Newsweekly* for the third straight season. Led all defensive linemen with 70 tackles, according to unofficial press box statistics. Added 8.5 tackles for loss and four sacks. Had nine tackles in the second Kansas City game and seven in three other games. Forced and recovered a fumble on the first play at Houston sparking a 16-14 win. Added two sacks and another tackle for loss versus the Oilers. Only missed four defensive plays in the last 12 games and none in the last seven.

HONORS: **1990**, First-team All-Rookie (*Pro Football Writers Association*). **1991**, AFC Pro Bowl Squad; First-team All-NFL (*Football Digest*); First-team All-AFC (*Football News*); Second-team All-AFC (*NEA*, *College and Pro Football Newsweekly*); *Seattle Post-Intelligencer Sports Star of the Year* finalist. **1992**, AFC Pro Bowl starter; Miller Lite NFL Player of the Year Finalist; NFL Defensive Player of the Year (*Associated Press*, *Pro Football Weekly/Pro Football Writers Association*, *Columbus, Ohio, Touchdown Club*); NFL Defensive Lineman of the Year (*NFL Alumni Association*, *NFL Players Association*); NFL's Top Defensive Tackle (*Pro Football Weekly*); AFC Defensive Lineman of the Year (*Kansas City 101 Club*), First-team All-NFL (*Associated Press*, *Sports Illustrated*, *The Sporting News*, *USA Today*, *Pro Football Weekly/Pro Football Writers Association*, *Football Digest*, *NEA*); First-team All-AFC (*Pro Football Weekly*); *Seattle Post-Intelligencer Sports Star of the Year* finalist; Marcus Nalley Trophy (*Seahawks MVP as voted by teammates*); AFC Defensive Player of Week 3 (at New England). **1993**, AFC Pro Bowl Starter; First-Team All-NFL (*Associated Press*, *Sports Illustrated*, *The Sporting News*, *Pro Football Weekly/Pro Football Writers Association*, *Football Digest*, *College and Pro Football Newsweekly*); First-Team All-AFC (*UPI*). **1994**, AFC Pro Bowl Starter, First-Team All-NFL (*Associated Press*, *Sports Illustrated*, *College and Pro Football Newsweekly*), First-Team All-AFC (*UPI*, *Pro Football Weekly/Pro Football Writers Association*, *Football News*). **1995**, AFC Pro Bowl squad.

COLLEGE: First-team All-America choice by *The Sporting News* in 1989, and a second-team selection by *Associated Press* while playing for current Seahawks Head Coach Dennis Erickson. Took over as the starter as a senior and finished the season with 92 tackles (45 solo), 22 tackles for loss, 7.5 sacks, 16 quarterback pressures, and one fumble recovery as Miami captured the national championship with an 11-1 record. Led the team in tackles for loss, ranked second in sacks, and led all defensive linemen in tackles. Had a season-high 13 tackles (9 solo), including a sack, two tackles for loss, and two quarterback pressures in a 27-10 win over Notre Dame. Also had 13 tackles with a sack and two tackles for loss against Pittsburgh. Saw action in all 12 games with the Hurricanes in 1988 after transferring from Northwest Mississippi Junior College. Credited with 27 tackles, six tackles for loss, seven pressures, and two sacks. Totaled 114 tackles, 28 tackles for loss, and 9.5 sacks at Miami as teams posted a 22-2 record. Had 129 tackles in two junior college seasons, 22 tackles for loss, and 15 sacks. Majored in Criminology.

PERSONAL: Attended Rivercrest High School in Wilson, Arkansas. School retired his jersey in 1991. Hosts an annual scholarship banquet and football clinic for youngsters between the ages of six and 16 at his alma mater during the offseason. Changed his jersey number from 96 to 99 for the 1992 season to honor his friend and fellow University of Miami alum Jerome Brown, who was killed in a car accident in June, 1992. Cortez and his wife, Nicole, have two daughters, Gabrielle and Courtney.

KENNEDY'S NFL RECORD

Defense

Club	G/S	Tkl	So	Ast	T/L	QB	PD	FF	FR
1990 Seattle	16/2	48	37	11	6.0	1.0	3	1	1
1991 Seattle	16/16	73	64	9	12.0	6.5	6	1	1
1992 Seattle	16/16	92	76	16	*28.0	14.0	5	4	1
1993 Seattle	16/16	77	60	17	13.5	6.5	3	1	1
1994 Seattle	16/16	70	54	16	8.5	4.0	3	1	1
1995 Seattle	16/16	54	40	14	10.0	6.5	3	1	0
NFL TOTALS	96/82	414	331	83	78.0	38.5	23	9	5

Tackles for loss includes sacks.

SINGLE GAME HIGHS

Defense

Tackles (Solos and Assists): 12, vs. Kansas City 12/1/91 (10+2)

Tackles For Loss (Includes sacks): 5.0, vs. L.A. Raiders 10/18/92


Sacks: 3.0, at New England 9/20/92

Interceptions: None

Forced Fumbles: *2, at New England 9/20/92

Fumble Recoveries: 1, 5 Times (Last: at Houston 12/11/94)

* Team Record



57 JASON KYLE

LB

Height: 6-3

Weight: 242

College: Arizona State

NFL Experience: 2nd Year

How Acquired: Draft (4th round(b)-'95)

1995 Games Played/Started: 16/0

Career Games Played/Started: 16/0

Birthdate: May 12, 1972

Birthplace: Tempe, AZ

Residence: Tempe, AZ

1995: Played 16 games on special teams. Third with 14 special teams tackles, according to the coaches film study. Had three in the second Oakland Raiders game and two games with two.

COLLEGE: Three-year letterman and two-year starter. Finished his career with 204 tackles, 12 tackles for loss, four sacks, and two interceptions. Played 31 games, starting 17. Led team in tackles as a senior with 204 while starting all 11 games at left inside linebacker. Added eight tackles for loss, a sack, and an interception. Had eight games with at least 10 tackles. Season-high 20 stops came versus the University of Miami. Had 18 tackles versus Washington State. Totaled 13 tackles and an interception versus Louisville. Played every game as a junior and started six games at right inside linebacker. Ranked second in tackles with 74. Had four tackles for loss, three sacks, and an interception. Played as a reserve in 1991 after redshirting in 1990. Also deep snapped on punts. Played in the East-West Shrine Game and Senior Bowl. Graduated with a degree in Marketing.

PERSONAL: Attended McClintock High School in Tempe, Arizona. Lettered in football and track. Played for the All-Arizona high school team which traveled to New Zealand to play in the Down Under Bowl in 1990.

KYLE'S NFL RECORD

Special Teams

Club	G/S	Tkl	So	Ast	I20	T/L	FF	FR	Bk
1995 Seattle	16/0	12	8	4	0.0	0.5	0	0	0

RUSH TIME

Seattle led the National Football League and set a franchise record with a 4.6 yard per rush average in 1995, gaining 2,178 yards on 477 carries. The Detroit Lions were second with a 4.5 yard average. The Seahawks previous high average was 4.5 yards in 1986.



67 MATT LaBOUNTY DE

Height: 6-4 **Weight:** 275
College: Oregon
NFL Experience: 4th Year
How Acquired: Trade (Green Bay 1996)
1995 Games Played/Started: 14/2
Career Games Played/Started: 20/2
Birthdate: January 3, 1969
Birthplace: San Francisco, CA
Residence: Eugene, OR

1996: Acquired from the Green Bay Packers in exchange for safety Eugene Robinson on June 26.

CAREER: Entered the NFL as the 12th round draft choice of the San Francisco 49ers in 1992. Claimed on waivers by the Green Bay Packers in 1993 and spent the last three seasons in Green Bay. Can play either defensive end or tackle. **1992:** Spent the entire season on the practice squad after re-signing on September 5. **1993:** Played in the first five games for San Francisco before being placed on the practice squad on October 16. Returned to the active roster on December 4 before being claimed by Green Bay on December 8. On the Packers inactive list for the last four regular season games and two postseason contests. **1994:** Missed the entire season on injured reserve with a back injury in training camp. **1995:** Inactive the first two games before playing in the last 14 with two starts. Also played in all three playoff games. Primarily backed up at left end, but also saw action at both end and tackle as a pass rusher. Made his career start versus Chicago on November 12. Also started at Tampa Bay on December 10. Finished the season with 16 tackles and three sacks. Started against Atlanta in the NFC Wild Card Game and had a sack.

COLLEGE: Four-year letterman and three-year starter. Finished his career with a school record 23.5 sacks. Added 177 tackles, 41 tackles for loss, and two fumble recoveries. Started 33 of last 35 games at either left or right end. Had 10 sacks as a junior and 17 tackles for loss. Single-season best 66 tackles came in 1989. Redshirted in 1987. Majored in Sociology.

PERSONAL: Two-way lineman at San Marin High School in Novato, California. Did not play organized football until his sophomore year. His girlfriend, Kelly Blair, won the heptathlon at the United States Olympic Trials and will compete in the Summer Olympics.

LaBOUNTY'S NFL RECORD

Club	G/S	Defense						QB	PD	FF	FR
		Tkl	So	Ast	T/L	QB	PD				
1992 San Francisco		practice squad									
1993 San Francisco	6/0	2	1	1	0.0	0.0	0	0	0	0	
Green Bay	0/0	0	0	0	0.0	0.0	0	0	0	0	
1994 Green Bay		Injured Reserve (back)									
1995 Green Bay	13/2	16	11	5	n/a	3.0	3	0	0	0	
NFL TOTALS	20/2	18	12	6	n/a	3.0	3	0	0	0	

KINGDOME

The Kingdome, at a cost of \$67 million and with an expanded seating capacity of 66,400 for football, is the least expensive domed stadium of its size in the world. In 1994, an extensive roof and ceiling repair took place after tiles fell on July 19. Built on a 35.9-acre site in historic Pioneer Square, the walls of the Dome anchor the world's largest self-supporting concrete roof. The first NFL game in the Kingdome, August 1, 1976, between the Seahawks and San Francisco 49ers drew 60,825 fans. The Kingdome is also the home of the American League Seattle Mariners since 1977.

Additional Statistics

Special Teams Tackles: 1995 (Green Bay) - 3 (2 solo/1 assist).

Postseason Games Played/Started: 1995 (Green Bay) - 3/1.

Postseason Defensive Statistics: 1995 (Green Bay) - 4 total tackles (3 solo/1 assist); 1.0 sacks; 1 pass defensed.



56 JAMES LOGAN

LB

Height: 6-2

Weight: 214

College: Memphis

NFL Experience: 2nd Year

How Acquired: Draft (2nd round 1994)

1995 Games Played/Started: 10/0

Career Games Played/Started: 10/0

Birthdate: January 23, 1971

Birthplace: Opp, AL

Residence: Opp, AL

1995: Played six games on special teams after being claimed on waivers from the Cincinnati Bengals on October 31. Credited with nine tackles, according to coaches film study, including three at Washington in his first game and three at Kansas City. Originally signed as a free agent with the Houston Oilers. Waived by Houston on August 28 and signed to their practice squad. Added to the active roster by the Oilers on September 15 and was inactive for one game and played in three before being waived and claimed by Cincinnati on October 18. Played in one game, versus Cleveland on October 29, with the Bengals.

COLLEGE: Two-year letterman after transferring from junior college. Played two seasons at Memphis as a defensive end collecting 70 tackles, 14 sacks, and three tackles for loss. Played 19 games, starting 10. Had 44 tackles and a team-high eight sacks as a senior, including a school record four sacks against Arkansas State. Recipient of the Glen Jones Award presented to the player who leads through determination, desire, and courage. Lettered in both football and track at Jones Junior College in Ellisville, Mississippi. Played and started 21 games in two seasons and was credited with 283 tackles and 10.5 sacks. Selected to play in the Mississippi North-South Junior College All-Star Game.

PERSONAL: Football and track letterman at Opp High School in Opp, Alabama. Football team captain as a senior.

LOGAN'S NFL RECORD

Club	G/S	Special Teams							
		Tkl	So	Ast	I20	T/L	FF	FR	Bk
1995 Houston	3/0	2	1	1	0.0	0.0	0	0	0
Cincinnati	1/0	0	0	0	0.0	0.0	0	0	0
Seattle	6/0	9	8	1	0.0	0.0	0	0	0
NFL TOTALS	10/0	11	9	2	0.0	0.0	0	0	0



52 KEVIN MAWAE

C

Height: 6-4

Weight: 293

College: Louisiana State

NFL Experience: 3rd Year

How Acquired: Draft (2nd round 1994)

1995 Games Played/Started: 16/16

Career Games Played/Started: 30/27

Birthdate: January 23, 1971

Birthplace: Savannah, GA

Residence: Kirkland, WA

1995: Started 16 games at right guard. Also saw action at center at Washington and against the Oakland Raiders. Missed only two snaps prior to being ejected in the second quarter at Kansas City in



the season finale. Is expected to move to center for the 1996 season.

CAREER: Second-round draft choice in 1994 and a fixture at right guard since four games into his second season. Has missed only 36 snaps since taking over as the starter. **1994:** Played 14 games and started the final 11 at right guard. Earned first-team all-rookie honors from *Pro Football Weekly/Pro Football Writers Association, College and Pro Football Newsweekly, and Football News*. Only missed one offensive snap after taking over in the first quarter at Indianapolis and that came in the season finale at Cleveland. Saw his first action at right guard at the Los Angeles Raiders and was used as a short-yardage tight end against the Pittsburgh Steelers.

HONORS: **1994, First-Team All-Rookie** (*Pro Football Weekly/Pro Football Writers Association, College and Pro Football Newsweekly, Football News*).

COLLEGE: Four-year starter. Moved to center in the fall of 1993 and started 11 games after starting primarily at left tackle for two seasons. Second-team All-Southeastern Conference by Associated Press and the SEC coaches as a senior. Started all of 1992 at left tackle and was a second-team all-conference choice. First-team All-SEC choice in 1991 starting at left tackle (8 games), center (3), and left guard (1). Also used as a short-yardage tight end. Started seven games at left tackle in 1990 after redshirting in 1989. Played in the Blue-Gray All-Star Game and the Senior Bowl after his senior season. Used as the deep snapper. Graduated in December 1993 after majoring in General Studies.

PERSONAL: Football and baseball letterman at Leesville High in Leesville, Louisiana. All-state selection in football in high school and also an all-state all-academic choice. A brother, John, played nose guard at Louisiana State. His mother was born in Longview,

Washington, and Kevin lived there for two years. Kevin and his wife, Tracy, were married on May 29, 1993. Last name is pronounced ma-WHY.

MAWAE'S NFL RECORD

Career Games Played/Started: 1994 (Seattle) - 14/11; 1995 (Seattle) - 16/16; **Career - 30/27.**



99 MICHAEL McCRARY DE

Height: 6-4 **Weight:** 267
College: Wake Forest
NFL Experience: 4th Year
How Acquired: Draft (7th round 1993)
1995 Games Played/Started: 11/0
Career Games Played/Started: 42/0
Birthdate: July 7, 1970
Birthplace: Vienna, VA
Residence: Vienna, VA

1995: Played 11 games as a reserve defensive end and special teams performer. Inactive for five games. Credited with nine tackles and a sack on defense and seven tackles on special teams. Recorded his sack in the second Oakland Raiders game.

CAREER: Used mainly as the right end in nickel situations and has played in 42-of-48 games since joining the Seahawks as a seventh-round 1993 draft choice. Credited with 6.5 sacks and 7.5 tackles for loss. **1993:** Played 15 games as a reserve defensive end. Alternated as the right end in nickel situations at the beginning of the season and took over as the full-time starter in game nine after a series of injuries. Combined with Antonio Edwards to give the Seahawks two rookie ends in the nickel for the last seven games. Finished the season with eight tackles, 4.0 sacks, 4.0 tackles for loss, and two forced fumbles, according to unofficial press box statistics. Had a sack at San Diego in his first NFL game. Also used as a wedge-buster on kickoff coverage. **1994:** Played 16 games as a reserve defensive end, utilized mainly as the right end in the nickel. Credited with 11 tackles, according to unofficial press box statistics, 2.5 tackles for loss, and 1.5 sacks. Had a sack in the first Indianapolis game.

COLLEGE: Three-year letterman and starter. Second-team All-Atlantic Coast Conference as a senior. ACC Defensive Lineman of the Week on October 19. Established single-season bests with 80 total tackles, 25 tackles for loss, and 16 sacks as a senior. Led the ACC in tackles for loss and tied for first in sacks. Finished his career with 199 total tackles, 47 tackles for loss, and 31 quarterback sacks. School's all-time leader in both quarterback sacks for a career and single game (4). Had 74 tackles in 1991, with 16 tackles for loss and 10 sacks. Ranked third in the conference in sacks and fifth in tackles for loss. Had 11 tackles, including four for loss versus Appalachian State as a junior. Majored in Communications.

PERSONAL: Attended George Marshall High School in Vienna, Virginia. Had 21 sacks as a junior, but only played three games as a senior after breaking his arm.

McCRARY'S NFL RECORD

Club	G/S	Defense					QB	PD	FF	FR
		Tkl	So	Ast	T/L					
1993 Seattle	15/0	8	7	1	4.0	4.0	0	2	0	
1994 Seattle	16/0	11	9	2	2.5	1.5	0	0	0	
1995 Seattle	11/0	9	7	2	1.0	1.0	0	0	0	
NFL TOTALS	42/0	28	23	5	7.5	6.5	0	2	0	

Tackles for loss includes sacks.

**82 JAMES McKNIGHT WR**

Height: 6-0 Weight: 186
 College: Liberty
 NFL Experience: 3rd Year
 How Acquired: College Free Agent ('94)
 1995 Games Played/Started: 16/0
 Career Games Played/Started: 18/0
 Birthdate: June 17, 1972
 Birthplace: Orlando, FL
 Residence: Apopka, FL

1995: Played 16 games as a reserve wide receiver and special teams performer. Caught six passes for 91 yards, including two for 35 in the second San Diego game. Returned his first kickoff at any level for four yards at San Diego. Credited with nine special teams tackles, according to coaches film study.


CAREER: Has played 18 straight games after spending his first 10 games on the practice squad. Turned his first NFL catch into a 25-yard touchdown against the Browns. Signed as an undrafted free agent on April 29.

COLLEGE: Three-year letterman. Finished his career with 114 receptions for 1,948 yards, a 17.1 yard average, and 17 touchdowns. Caught 50 passes for 711 yards and five scores in 1992 and 39 for 812 yards with eight scores in 1993. Had three 100-yard games. Criminal Justice major.

PERSONAL: Football, basketball, and track letterman at Apopka High School in Apopka, Florida.

McKNIGHT'S NFL RECORD

Year	Club	G/S	Receiving				TD
			No	Yds	Avg	LG	
1994	Seattle	2/0	1	25	25.0	25t	1
1995	Seattle	16/0	6	91	15.2	24	0
NFL TOTALS		18/0	7	116	16.6	25t	1

**92 HENRY McMILLIAN DT**

Height: 6-3 Weight: 275
 College: Florida
 NFL Experience: 2nd Year
 How Acquired: Draft (6th round [a])
 1995 Games Played/Started: 1/0
 Career Games Played/Started: 1/0
 Birthdate: October 17, 1971
 Birthplace: Folkston, GA
 Residence: Plano, TX


1995: Active for three games and saw action at Washington, playing one play at defensive end. Selected with the first of two 1995 sixth-round draft choices.

COLLEGE: Three-year letterman and two-year starter. Played both defensive tackle and defensive end in his career. Played both defensive tackle spots his last two seasons. Recipient of the team's leadership award as a senior. Defensive Captain as a senior. Started 10 games at tackle in 1994, registering 44 tackles, 4.5 tackles for loss, 1.5 sacks. Played 12 games with three starts as a junior. Had 37 tackles, 5.0 tackles for loss, and a sack. Started 11-of-12 games in 1992, the first four at defensive end before moving to tackle. Posted single-season bests with 57 tackles, 10.5 tackles for loss, and 3.5 sacks. Finished his career with 138 total tackles, including 95 solo stops, 20.0 tackles for loss, and six sacks. Recreation major.

PERSONAL: Team Most Valuable Player as a senior at Charlton County High School in Folkston, Georgia. Played in the Florida-Georgia All-Star Game. Had 95 tackles and 10 sacks as senior. Also lettered in basketball and track.

McMILLIAN'S NFL RECORD

Games Played/Started: 1995 (Seattle) - 1/0.



3 RICK MIRER QB

Height: 6-2 **Weight:** 214
College: Notre Dame
NFL Experience: 4th Year
How Acquired: Draft (1st round 1993)
1995 Games Played/Started: 15/13
Career Games Played/Started: 44/42
Birthdate: March 19, 1970
Birthplace: Goshen, IN
Residence: Woodinville, WA

1995: Voted the offensive captain by his teammates prior to the season. Played 15 games, starting 13. Did not start at Arizona and the last two games, against Oakland and at Kansas City. Finished the season completing 209-of-391 passes for 2,564 yards with 13 touchdowns and 20 interceptions. Threw for 279 yards and two touchdowns against Cincinnati in a 24-21 win. Came back from being replaced at Arizona to spearhead a three-game winning streak over the New York Giants and at the Jacksonville Jaguars and Washington Redskins by completing 53-of-94 passes (56.4%) for 682 yards with six touchdowns and four interceptions. Engineered a fourth quarter comeback against the Giants driving team 77 yards, including 47 passing, in 13 plays to a field goal in a 30-28 win. Was the fourth such comeback of his career. Rushed 43 times for 193 yards and scored on a 12-yard run against Philadelphia. Injured his left, non-throwing shoulder the next week at Denver, missing the second half and all of the Oakland game. Returned to play in a reserve role at Kansas City.

CAREER: Was the Seahawks first-round draft choice in 1993 and the second player chosen overall. Second equals the highest the Seahawks have ever drafted in their history. In 1976, the Seahawks chose defensive tackle Steve Niehaus, also of Notre Dame. Started his first 29 games before being sidelined with three games left in the 1994 season because of fractured thumb on his left (non-throwing) hand against the Indianapolis Colts. Ranks third in franchise history in attempts (1,258), completions (678), yards (7,548), touchdowns (36), and interceptions (44). Leads in lowest percentage of interceptions (3.50), is second in completions percentage (53.9), and has a quarterback rating of 67.1. Has led four fourth quarter comeback wins in his career, New England in 1993, Tampa Bay and Kansas City in 1994, and the New York Giants in 1995. Has added 496 rushing yards on 102 carries with three scores. **1993:** Started all 16 games and was a consensus All-Rookie choice and NFL Offensive Rookie of the Year as chosen by *Football Digest* and AFC Rookie of the Year as chosen by the NFL Players Association and UPI. Set NFL rookie records for attempts (486), completions (274), and yards (2,833), breaking the old marks set in 1976 by former Seahawks quarterback Jim Zorn. Zorn set all his marks in 14 games, while Mirer broke the completions mark in 13 and the attempts and yards in 14. Also set franchise rookie records for touchdown passes (12), completion percentage (56.4%) and quarterback rating (67.0). Became only the third rookie quarterback since the 1970 AFL-NFL merger to start all his team's games, joining New England's Jim Plunkett (1971) and Buffalo's Joe Ferguson (1973). Missed only 28 of 1,019

offensive plays, 23 in the second half at New England after being poked in the eye, the last two in the first half in the second San Diego game, and three at the end of the game at Houston. Only the sixth rookie quarterback in league history to improve his team's win total from the previous season by four. Of those six, only the Los Angeles Rams Bob Waterfield (1945), Plunkett, Ferguson, and Mirer started all games. Finished the season completing 274-of-486 passes (56.4%) for 2,833 yards, with 12 touchdowns and 17 interceptions. Completed 20-of-27 passes (74.1%) in his first game. Threw for 282 yards and one score in a 31-14 win over San Diego earning AFC Offensive Player of the Week honors. Twice staged fourth quarter comebacks. Engineered a 14-play, 54-yard drive and threw the game-winning touchdown pass with 25 seconds left in a 10-9 win in the second New England game. Led a 13-play, 90-yard drive culminating in his one-yard run for a 27-24 lead over Phoenix in a game lost 30-27 in overtime. Finished the season by throwing a touchdown pass in each of his last four games, including two at Kansas City. Rushed 68 times for 343 yards, and three scores, setting a franchise quarterback rushing record, breaking the old of 290 yards set by Jim Zorn in 1978. Led all AFC quarterbacks in rushing yards (343) and was second in the NFL to San Francisco's Steve Young (407). **1994:** Started the first 13 games before breaking the thumb on his non-throwing left hand against Indianapolis. Had successful surgery the day after the injury and missed the next two games on the inactive list before being placed on injured reserve for the final game. Finished the season completing 195-of-381 attempts for 2,151 yards, 11 touchdowns and seven interceptions. Tied Kansas City's Joe Montana for the NFL lead and set a club record with a 1.8 interception avoidance percentage. Did not throw an interception until the third game of the season and later had a streak of 132 straight passes without an interception. Threw a personal best three touchdowns at Los Angeles against the Raiders in a 38-9 win. All three scores came in a 10:03 span of the third and fourth quarters. Completed 19-of-25 passes for 242 yards in that game. Orchestrated two fourth quarter comeback wins, 22-21 over the Tampa Bay Buccaneers and 10-9 versus the Kansas City Chiefs on back-to-back weekends. Led a 12-play, 77-yard drive by passing for 28 yards and running for 13 against the Buccaneers, with Mack Strong scoring the winning touchdown with 42 seconds left. Put 10 fourth quarter points on the board against the Chiefs, including a 10-play, 66-yard drive to a touchdown and a short drive to the winning field goal with 1:42 left. Now has three fourth quarter comeback wins in his career. Season-best 244 passing yards came in the first Denver game. Threw two touchdown passes against both the Chiefs and the Buccaneers. Finished the season as the second-leading rusher with 153 yards on 34 carries.

HONORS: *1993, NFL Offensive Rookie of the Year (Football Digest); AFC Rookie of the Year (USA Today/NFL Players Association, United Press International); First-Team All-Rookie (Pro Football Weekly/Pro Football Writers Association, Football Digest, Football News, College and Pro Football Newsweekly); AFC Offensive Player of the Week 5 vs. San Diego 10/3 (National Football League, Pro Football Writers Association).*

COLLEGE: Three-year starter and team captain as a senior. Second-team All-America selection by *Football News*. Ranks first in school history with 41 touchdown passes and is second with 377 completions, 698 attempts, and 5,997 yards. Compiled a 29-7-1 record as a starter and led Irish to three bowl games, Orange, Sugar, and Cotton, winning the last two. Added 694 yards rushing and 17 scores. Threw for 1,876 yards with 15 touchdowns and six interceptions, while completing 120-of-234 passes in 1992. Threw a single-season record 18 touchdown passes in 1991, while passing for a personal best 2,117 yards, the third-highest total in

school history. Named team Co-Most Valuable Player along with running back Jerome Bettis (now with the St. Louis Rams). Two-time Chevrolet Most Valuable Player Award winner as a sophomore, versus Michigan in his first-ever start and against Michigan State. Threw the game-winning touchdown against the Wolverines with 1:40 left and rallied the Irish to 13 fourth quarter points versus the Spartans. Played in the East-West Shrine Game and Hula Bowl after graduation. Majored in Marketing.

PERSONAL: Two-time All-State pick and Gatorade Circle of Champions Indiana Player of the Year as a senior at Goshen High School in Goshen, Indiana. Atlanta Touchdown Club's Bobby Dodd winner as the nation's high school back of the year. Set state prep records with 44 touchdowns and 6,586 yards. Broke Jeff George's (now with the Atlanta Falcons) single season passing record with 3,973 yards as a senior. Added 30 touchdowns and 10 interceptions in leading team to 14-0 record and state title as a senior. Threw for 395 yards in state title game. His 3,973 yards ranks second in national high school history to Jimmy Jones' (Tallahassee, Florida) 4,098 in 1975. Recipient of the Academy of Achievement Award as the top high school football player in the country in 1989, an award presented to him ironically by Seahawks owner Ken Behring. His father, Ken, was the head football coach at Goshen High but resigned before Rick played a varsity game. Rick and his wife, Stephanie, were married on June 11, 1994.

MIRER'S NFL RECORD

Passing

Year	Club	G/S	Att	Comp	Yds	Pct	TD	Int	LG	T/Y
1993	Seattle	16/16	486	274	2833	56.4	12	17	53	47/235
1994	Seattle	13/13	381	195	2151	51.2	11	7	54	27/145
1995	Seattle	15/13	391	209	2564	53.5	13	20	59	42/255
NFL TOTALS		44/42	1258	678	7548	53.9	36	44	59	116/635


Rushing

Year	Club	G/S	Att	Yds	Avg	LG	TD
1993	Seattle	16/16	68	343	5.0	33	3
1994	Seattle	13/13	34	153	4.5	14	0
1995	Seattle	15/13	43	193	4.5	24	1
NFL TOTALS		44/42	145	689	4.8	33	4

SINGLE GAME HIGHS

Passing

Most Attempts: 43, vs. New England 10/24/93
Most Completions: 25, vs. San Diego 10/3/93
Most Yards: 282, vs. San Diego 10/3/93
Highest Completion Percentage: 73.1, at L.A. Raiders 9/11/94 (26-19)
Longest Completion: 59, to Joey Galloway, at Washington 11/19/95 (TD)
Most Touchdowns: 3, at L.A. Raiders 9/11/94
Most Interceptions: 3, 3 Times (Last: vs. San Diego 10/22/95)
Longest Touchdown: 59, to Joey Galloway, at Washington 11/19/95



MIRER GAME-BY-GAME

1993	Opponent	A	C	Yds	Pct	TD	Int	LG	T/L
09/05	at San Diego	27	20	154	74.1	0	1	21	4/13
09/12	L.A. Raiders	22	14	149	63.6	0	2	25	5/29
09/19	at New England	16	12	117	75.0	1	1	20	4/24
09/26	at Cincinnati	30	18	181	60.0	0	0	24	2/15
10/03	San Diego	40	25	282	62.5	1	0	39	2/12
10/10	BYE								
10/17	at Detroit	39	23	189	59.0	1	3	22	3/23
10/24	New England	43	22	203	51.2	1	2	25	1/9
10/31	at Denver	30	16	201	53.3	0	2	28	4/17
11/07	at Houston	20	12	175	60.0	1	1	53	2/14
11/14	Cleveland	27	11	114	40.7	1	0	23	2/10
11/21	BYE								
11/28	Denver	37	17	188	45.9	1	1	42	6/27
12/05	Kansas City	30	18	287	60.0	0	2	45	3/12
12/12	at L.A. Raiders	36	20	171	55.6	1	1	32	1/2
12/19	Phoenix	30	15	165	50.0	1	0	40	2/12
12/26	Pittsburgh	29	12	117	41.4	1	1	23	5/16
01/02	at Kansas City	30	19	140	63.3	2	0	33	1/0
1993 TOTALS (16/16)		486	274	2833	56.4	12	17	53	47/235

1994	Opponent	A	C	Yds	Pct	TD	Int	LG	T/L
09/04	at Washington	28	17	183	60.7	1	0	20	1/7
09/11	at L.A. Raiders	26	19	242	73.1	3	0	40t	1/7
09/18	San Diego	36	20	163	55.6	0	1	17	6/35
09/25	Pittsburgh	24	14	166	58.3	1	1	54	2/14
10/02	at Indianapolis	38	20	186	52.6	1	1	30	3/12
10/09	Denver	39	19	244	48.7	0	2	39	0/0
10/16	BYE								
10/23	at Kansas City	30	15	126	50.0	2	0	23	3/30
10/30	at San Diego	30	15	177	50.0	0	0	21	3/6
11/06	Cincinnati	32	13	181	40.6	0	0	41	3/11
11/13	at Denver	29	10	133	34.5	0	0	51	2/2
11/20	Tampa Bay	25	13	127	52.0	2	1	20	1/10
11/27	Kansas City	31	15	195	48.4	0	0	34	2/11
12/04	Indianapolis	13	5	28	38.5	1	1	18	0/0
12/11	at Houston				Inactive (thumb)				
12/18	L.A. Raiders				Inactive (thumb)				
12/24	at Cleveland				Injured Reserve (thumb)				
1994 TOTALS (13/13)		381	195	2151	51.2	11	7	54	27/145

1995	Opponent	A	C	Yds	Pct	TD	Int	LG	T/L
09/03	Kansas City	37	19	209	51.4	0	1	31	3/22
09/10	at San Diego	29	13	127	44.8	1	2	20	2/16
09/17	Cincinnati	30	21	270	70.0	2	1	50	2/16
09/24	BYE								
10/01	Denver	24	16	222	66.7	0	0	51	4/30
10/08	at Oakland	33	15	236	45.5	1	2	35	2/9
10/15	at Buffalo	34	15	218	44.1	1	3	54	4/28
10/22	San Diego	26	17	216	65.4	1	3	41	7/39

KINGDOME MEDIA PARKING

I-5 Southbound: Take 4th Avenue South Exit. Go right at stop light at end of exit and right at next light onto Royal Brougham Way. Turn right at 1st Avenue South and right under the Alaskan Way Viaduct, following police directions. Cross Occidental Way and enter South Lot between barricades.

I-5 Northbound: Take Exit #163 for Spokane Street/Columbia Way. Follow Spokane Street off-ramp Westbound. Turn right at 1st Avenue South and follow Northbound crossing Royal Brougham Way. Turn right under the Alaskan Way Viaduct following police directions. Cross Occidental Way and enter South Lot between barricades.

I-90 Westbound: Follow Kingdome signs to 4th Avenue South Exit. Turn right at next two lights for South Lot. Turn left at bottom of exit and right at the next light three lights for the North Lot.

1995	Opponent	A	C	Yds	Pct	TD	Int	LG	T/L
10/29	at Arizona	2	0	0	0.0	0	2	0	1/5
11/05	N.Y. Giants	31	17	253	54.8	2	1	44	2/5
11/12	at Jacksonville	31	18	244	58.1	2	1	38	2/9
11/19	at Washington	32	18	185	56.3	2	2	59	2/12
11/26	N.Y. Jets	34	17	138	50.0	1	1	20	3/20
12/03	Philadelphia	30	17	169	56.7	0	0	21	5/20
12/10	at Denver	11	4	56	36.4	0	1	49	2/21
12/17	Oakland	Did Not Play (shoulder)							
12/24	at Kansas City	7	2	12	28.6	0	0	9	2/1
1995 TOTALS		391	209	2564	53.5	13	20	59	42/255
CAREER (44/42)		1258	678	7548	53.9	36	44	59	116/635



4 JOSH MILLER

P

Height: 6-3

Weight: 215

College: Arizona

NFL Experience: 1st Year

How Acquired: Free Agent (1996)

1995 Games Played/Started: 0/0

Career Games Played/Started: 0/0

Birthdate: July 14, 1970

Birthplace: Rockway, NY


Residence: Kirkland, WA

1996: Signed as a free agent on May 28.

CAREER: Two-time first-team All-Canadian Football League in 1994 and 1995 with the Baltimore Stallions. Led the league in punting in each of his two seasons and averaged 45.3 yards with a 39.5 yard net on 235 career punts. **1994:** Played 18 games and punted 117 times for 42.9 gross average with a 36.9 yard net. **1995:** Played 18 games and punted 118 times for a 47.7 yard average with a 42.2 yard net.

COLLEGE: Two-year letterman after transferring from junior college. Averaged 40.3 yards with a 38.0 net on 119 career punts, with 44 in20's. Punted 74 times in 1992 for a 42.7 average with a 41.9 yard net, with 24 in20's. Two-time All-Western State Football League pick as a punter and kicker at Scottsdale Community College in Scottsdale, Arizona. Graduated with a degree in Communications. Handled both the place kicking and punting at the Senior Bowl.

PERSONAL: Lettered in football, basketball and track at East Brunswick High School in East Brunswick, New Jersey. Earned all-state honors in football and track. Played wide receiver in addition to handling the place kicking and punting. Was a guard in basketball, and a decathlete in track.



97 GLENN MONTGOMERY

Height: 6-0

Weight: 282

College: Houston

NFL Experience: 8th Year

How Acquired: Trade (Houston 1996)

1995 Games Played/Started: 15/14

Career Games Played/Started: 107/39

Birthdate: March 31, 1967

Birthplace: New Orleans, LA

Residence: Houston, TX

1996: Veteran defensive tackle acquired from the Houston Oilers on April 20 in exchange for switching 1996 first round draft positions. Seattle traded their 14th overall position on the round for Houston's 17th spot.

CAREER: Played 107 games, starting 39, with the Houston Oilers over the last seven seasons. Houston's fifth-round 1989 draft choice. Credited with 189 total tackles, 13.5 sacks, and 10 fumble recoveries. Also appeared in six playoff games, starting one. **1989:** Played 15 games as a backup nose tackle and on special teams. Did not play at New England. Recorded a sack and forced a fumble against the Raiders. **1990:** Played 15 games as a backup nose tackle and on special teams. Inactive against the New York Jets on October 28. **1991:** Played 16 games as a backup tackle and on special teams. Tied for second with 10 special teams tackles. Played in both postseason games. **1992:** Played 16 games as a backup tackle and on special teams. Credited with six tackles. **1993:** Played 16 games, starting 11, at right tackle. Started the first two games and last nine. Credited with 45 tackles and six sacks. Tied for team lead with three fumble recoveries. Had two tackles against Kansas City on the playoffs. **1994:** Started the first 14 games before missing the last two with a knee injury suffered against Seattle. Posted a career high 64 tackles, while adding three sacks and a team leading three fumble recoveries. Had a single-game best eight tackles against the Indianapolis Colts. Named a transition player after the season. **1995:** Played 15 games, starting 14. Played as a reserve against the New York Jets in game 15 and was inactive the next week at Buffalo because of a shoulder injury. Totaled 26 tackles, two sacks, and two fumble recoveries.

COLLEGE: Four-year letterman and three-year starter. Finished career with 283 total tackles, 35 tackles for loss, and 21 sacks. First-team All-Southwest Conference choice as a senior after leading the team with 107 total tackles, 20 tackles for loss, and 12 sacks. Sack total was one off school record. Total 11 tackles with seven behind the line, six of those sacks, versus Wyoming. Lettered as a true freshman. Majored in Sports Administration.

PERSONAL: Lettered in football, wrestling, and track at West Jefferson High School in Harvey, Louisiana. Glenn and his wife, Dwannah, have a son, Glenn, Jr. (8/29/88) and a daughter, Alexandria (3/1/92).

MONTGOMERY'S NFL RECORD

Defense

Club	G/S	Tkl	So	Ast	T/L	QB	PD	FF	FR
1989 Houston	15/0	19	10	9	n/a	1.5	0	1	0
1990 Houston	15/0	7	6	1	n/a	0.5	0	0	0
1991 Houston	16/0	2	1	1	n/a	0.0	0	0	0
1992 Houston	16/0	6	5	1	n/a	0.5	0	0	2
1993 Houston	16/11	45	35	10	n/a	6.0	0	1	3
1994 Houston	14/14	64	45	19	n/a	3.0	1	0	3
1995 Houston	15/14	46	26	20	n/a	2.0	0	0	2
NFL TOTALS	107/39	189	128	61	n/a	13.5	1	2	10

ADDITIONAL STATISTICS

Special Teams Tackles: 1989 (Houston) - 4 (4 solo); 1990 (Houston) - 9 (9/0); 1991 (Houston) - 10 (7/3); **Career Total - 23 (20/3).**

Postseason Games Played/Started: 1989 (Houston) - 1/0; 1990 (Houston) - 1/0; 1991 (Houston) - 2/0; 1992 (Houston) - 1/0; 1993 (Houston) - 1/1; **Career Total - 4/1.**

SINGLE GAME HIGHS

Tackles (Solos and Assists): 8, at Indianapolis 9/4/94 (3/5)

Sacks: 1.0, 12 Times (Last: at Cleveland 11/5/95)


Interceptions: None

Forced Fumbles: 1, 2 Times (Last: vs. N.Y. Jets 1/2/94)

Fumble Recoveries: 1, 10 Times (Last: at Pittsburgh 12/3/95)

RADIO NETWORK

For the 21st consecutive season, KIRO Newsradio 710 will serve as the flagship station of the Seahawks Radio Network. Steve Thomas enters into his fourth full season of calling the play-by-play, with analysis from former Seahawks wide receiver (1976-81) Steve Raible, who's in his 15th season.



55 WINSTON MOSS LB

Height: 6-3

Weight: 245

College: Miami

NFL Experience: 10th Year

How Acquired: UFA (L.A. Raiders 1995)

1995 Games Played/Started: 16/16

Career Games Played/Started: 139/131

Birthdate: December 24, 1965

Birthplace: Miami, FL

Residence: Redondo Beach, CA

1995: Started 16 games at weakside linebacker and missed only three defensive plays all season. Defensively, only Eugene Robinson participated in every play. Ranked third on the team in tackles with 88, according to unofficial press box statistics. Added 5.5 tackles for loss, two sacks, one interception, two fumble recoveries, and one forced fumble. Totaled eight tackles at Arizona and recovered a fumble and had seven tackles in five other games. Intercepted his pass at the Washington Redskins to set up a field goal. Recovered a fumble with 19 seconds left to clinch a 31-27 win in Denver against the Broncos, a game that saw the Seahawks rally from a 20-0 second quarter deficit, the greatest comeback in franchise history. Forced a fumble the next week against the Oakland Raiders that was returned 57 yards for a touchdown by Corey Harris. Signed with the Seahawks as an unrestricted free agent on March 15.

CAREER: Veteran linebacker who played for both the Tampa Bay Buccaneers (1987-90) and Los Angeles Raiders (1991-94) prior to joining the Seahawks. Played 60 games, starting 53, with the Buccaneers recording 227 tackles and 10.5 sacks. Acquired by the Raiders prior to the 1991 season and played in 63-of-64 games with 347 tackles and 7.0 sacks. Finished first (1993), second (1992), and third (1991) in tackles. Served as the Raiders defensive captain in both 1993 and 1994. Originally drafted by Tampa Bay on the second-round in 1987 and was acquired by the Raiders for third and fifth-round 1991 draft choices on April 22, 1991. **1987:** Played 12 games and started the season opener at right linebacker. Made six total starts. Scored his first touchdown by recovering a fumble in the end zone against the Chicago Bears. **1988:** Played 16 games, starting 15, at right outside linebacker. Did not start against Buffalo. Posted 52 tackles and 17 quarterback pressures. **1989:** Started 16 games and set career highs in tackles with 72 and in sacks with 5.5. Had nine tackles and 1.5 sacks at Detroit. **1990:** Started 15-of-16 games, playing both inside and outside linebacker. Had 71 tackles and intercepted his first career pass versus Green Bay and returned it 31 yards. **1991:** Started all 16 regular season games and one playoff contest. Ranked third in tackles with 80, including 10 versus Buffalo. Had fumble recoveries versus San Diego and New Orleans. **1992:** Started 15 games, missing the Cleveland game due to injury, the only such miss of his career. Ranked second in tackles with 91. Had a career high 11 tackles at San Diego and 10 against Philadelphia. **1993:** Defensive captain. Started 16 games at linebacker. Led team in tackles with a career high 102. Had 10 tackles against Kansas City and nine in two additional games. **1994:** Defensive captain for the second consecutive season. Started 16 games and finished the season with 74 tackles and two sacks. Credited with 10 tackles at New England.

HONORS: *1993, Defensive Captain. 1994, Defensive Captain.*

COLLEGE: Four-year letterman who started his last two seasons. Finished his career with 248 total tackles, 10 tackles for loss, two sacks, three fumble recoveries, and two forced fumbles. Played strong and weak outside linebacker and defensive end in his



career. Totaled single-season best 87 tackles as a senior. Played in three New Year's Day bowl games, including being part of Hurricanes 1983 National Championship team. Had 57 tackles and one sack as a freshman. Majored in Business with a minor in Computer Science.

PERSONAL: Football and track letterman at Southridge High School in Miami, Florida, earning all-state honors. Did not play football until 10th grade. Set school record in shot put. Winston and his wife, Zoila, have a son, Winston, Jr., (7/31/93) and a daughter, Victoria (8/19/94).

MOSS' NFL RECORD

Defense

Club	G/S	Tkl	So	Ast	T/L	QB	PD	FF	FR
1987 Tampa Bay	12/6	32	24	8	2.5	1.5	1	0	1
1988 Tampa Bay	16/15	52	38	14	2.0	0.0	2	1	0
1989 Tampa Bay	16/16	72	53	19	7.5	5.5	6	1	0
1990 Tampa Bay	16/15	71	42	29	4.5	3.5	4	1	1
1991 L.A. Raiders	16/16	80	n/a	n/a	n/a	3.0	5	0	2
1992 L.A. Raiders	15/15	91	n/a	n/a	n/a	2.0	1	1	0
1993 L.A. Raiders	16/16	102	n/a	n/a	n/a	0.0	2	0	0
1994 L.A. Raiders	16/16	74	n/a	n/a	n/a	2.0	1	0	0
1995 Seattle	16/16	88	65	23	5.5	2.0	5	1	2
NFL TOTALS	139/131	662	n/a	n/a	n/a	19.5	27	5	6

Tackles for loss includes sacks.

Interceptions

Club	G/S	No	Yds	Avg	LG	TD
1987 Tampa Bay	12/6	0	0	0.0	0	0
1988 Tampa Bay	16/15	0	0	0.0	0	0
1989 Tampa Bay	16/16	0	0	0.0	0	0
1990 Tampa Bay	16/15	1	31	31.0	31	0
1991 L.A. Raiders	16/16	0	0	0.0	0	0
1992 L.A. Raiders	15/15	0	0	0.0	0	0
1993 L.A. Raiders	16/16	0	0	0.0	0	0
1994 L.A. Raiders	16/16	0	0	0.0	0	0
1995 Seattle	16/16	1	0	0.0	0	0
NFL TOTALS	139/131	2	31	15.5	31	0

ADDITIONAL STATISTICS

Postseason Games Played/Started: 1991 (Los Angeles) - 1/1; 1993 (Los Angeles) - 1/1.

Special Teams Tackles: 1987 (Tampa Bay) - 5; 1988 (Tampa Bay) - 6; 1990 (Tampa Bay) - 1; Career - 12.

Blocked Field Goals: 1990 (Tampa Bay) - 1.

Scoring: 1987 (Tampa Bay) - TD on end zone fumble recovery.

SINGLE GAME HIGHS

Defensive

Tackles (Solos and Assists): 11, vs. San Diego 12/20/92 (5+6)


Tackles for Loss (includes sacks): 2.0, at Kansas City 12/24/95

Sacks: 1.5, at Detroit 12/17/89

Interceptions: 1, vs. Green Bay 10/21/90; at Washington 11/19/95

Forced Fumbles: 1, 5 Times (Last: vs. Oakland 12/17/95)

Fumble Recoveries: 1, 6 Times (Last: at Denver 12/10/95)



50 HENRY NEWBY LB

Height: 6-1

Weight: 231

College: Fairmont State

NFL Experience: 1st Year

How Acquired: Free Agent (CFL 1996)

1995 Games Played/Started: 0/0

Career Games Played/Started: 0/0

Birthdate: June 21, 1968

Birthplace: Farrell, PA

Residence: Kirkland, WA

1996: Signed as a free agent on March 15.

CAREER: Played the last two seasons with the British Columbia Lions of the Canadian Football League. **1994:** Totaled 57 tackles, three sacks, and three fumble recoveries. Played two of the first four games as a reserve before starting 13-of-the-last-14 games. Started all three postseason games as the Lions won the CFL Championship. **1995:** Played 16 games and had 52 tackles and three fumble recoveries.

COLLEGE: Two-time first-team All-West Virginia Intercollegiate Athletic Conference choice. First-team NAIA All-America choice as a senior. Started every game over two seasons. Credited with 210 tackles, 23 tackles for loss, 15.5 sacks, 12 passes defended, and four blocked kicks. Had 121 tackles as a senior with 12 tackles for loss and seven sacks. Majored in Physical Education.

PERSONAL: Attended Farrell High School in Farrell, Pennsylvania. Henry and his wife, Angela, three children, sons Henry III (5/17/94) and Maurice (1/4/91), and a daughter, Ebony (5/17/94).



66 TODD NORMAN G

Height: 6-5

Weight: 300

College: Notre Dame

NFL Experience: 1st Year

How Acquired: Free Agent (1995)

1995 Games Played/Started: 0/0

Career Games Played/Started: 0/0

Birthdate: September 11, 1971

Birthplace: Westminster, CA

Residence: Atlanta, GA

1995: Inactive for the last four games after being activated from the practice squad on November 30. Had spent the 13 previous weeks on the practice squad after signing as a free agent on August 31. Started the season in the camp of the Atlanta Falcons.

after signing as a free agent on February 28. Was waived by the Falcons on August 29.


CAREER: Entered the NFL as a free agent with the Chicago Bears in 1994. Part of the Bears practice squad for the entire season.

COLLEGE: Three-year letterman. Redshirted as a defensive tackle in 1989 and played one game there before moving to offensive tackle during the 1990 season. Started eight games in 1992 at right guard and 11-of-12 in 1993 at right tackle. Majored in English.

PERSONAL: Football and basketball letterman at Ocean View High School in Huntington Beach, California. Two-time All-League choice and team captain. Played tight end, tackle, guard, and inside linebacker. Played in the North-South Shrine game. Three-year basketball letterman.

NORMAN'S NFL RECORD

Games Played/Started: 1995 (Seattle) - 0/0.



37 NATE ODOMES CB

Height: 5-10 Weight: 188
College: Wisconsin
NFL Experience: 10th Year
How Acquired: UFA (Buffalo 1994)
1995 Games Played/Started: 0/0
Career Games Played/Started: 108/107
Birthdate: August 25, 1965
Birthplace: Columbus, GA
Residence: Roswell, GA

1995: Missed the entire season on injured reserve after suffering a knee injury during training camp.

CAREER: Pro Bowl selection after both the 1992 and 1993 seasons, the latter as a starter. Spent his entire career with the Buffalo Bills after being their second-round draft choice in 1987 prior to joining the Seahawks. Was the first pick on the second round, a choice that was acquired from the Tampa Bay Buccaneers in exchange for Buffalo's second and fourth-round 1987 choices. Became an immediate starter with Buffalo, playing 108 games, starting 107, and added starts in all 16 postseason games. Started 97 consecutive regular season games until a shoulder injury limited him to a reserve role versus the New York Jets in 1993. Credited with 360 tackles, 26 interceptions, 109 passes defended, nine forced fumbles, and eight fumble recoveries. Has three games with two interceptions. Twice AFC Defensive Player of the Week in 1991 and 1993. Holds Buffalo record with five postseason interceptions. **1987:** Started all 12 games played by the regulars. Was the youngest starting defensive player in the NFL and second-youngest starter overall. Only New England's Bruce Armstrong (born 9/7/65) was younger. One-of-three rookies to start on the Buffalo defense. Finished the season with 42 tackles and had a key fumble recovery at the Buffalo six preserving a 21-14 win over Denver. **1988:** Started 16 games and intercepted his first career pass in the season opener. Finished the season with 44 tackles. Started both playoff games and was credited with nine tackles. **1989:** Started 16 games and posted a career high five interceptions. Had two of them against Miami in the opener. Tied for team lead with three forced fumbles. Had 46 tackles. Started at Cleveland in the playoffs and had two tackles. **1990:** Started 16 regular season games and three in the postseason. Led team in fumble recoveries with three and had one interception. Returned a fumble he'd forced 49 yards against the Los Angeles Raiders. Blocked a field goal versus Denver. Picked off two passes in the playoffs, versus Miami and the Raiders. **1991:** Started 16 games and three playoff contests. First-team All-

AFC by UPI. Had five interceptions and a single-season best 76 tackles. Returned an interception for a touchdown against Pittsburgh. AFC Defensive Player of the Week versus the Chicago Bears after contributing a pass defense and a fourth down tackle on a goal line stand. **1992:** Started 16 games and was named to first Pro Bowl. Had five interceptions and 63 tackles. Fourth quarter pick at San Francisco led to winning touchdown. Blocked a field goal versus Atlanta. Started his 100th consecutive game at New Orleans. Started all four postseason games and contributed the interception in overtime that set up the game-winning field goal in a 41-38 win against Houston. **1993:** Started 15-of-16 games, earning his second straight trip to the Pro Bowl, and first as a starter. Played, but did not start, against the New York Jets because of a shoulder injury, breaking a streak of 97 straight starts. Tied for the NFL lead in interceptions with Seattle's Eugene Robinson with a career-high nine, one off the Buffalo record. It's the most interceptions by a cornerback since Atlanta's Scott Case had 10 in 1988. Picked off two passes against Washington, his third career game with two picks, and never went more than two games without at least one. AFC Defensive Player of the Week at Miami after intercepting a pass and returning a fumble 25 yards for a touchdown. Started all three postseason games and intercepted his Buffalo record fifth playoff pass against the Dallas Cowboys in Super Bowl XXVIII in Atlanta, returning it 41 yards to set up a score. **1994:** Missed the entire season on injured reserve after suffering a knee injury in the offseason after signing as an unrestricted free agent on February 24. Had not missed a game due to injury in his career prior to the season.

HONORS: **1987**, First-team All-Rookie (UPI, Pro Football Weekly, Pro Football Writers of America, Football Digest). **1991**, First-team All-AFC (UPI); AFC Defensive Player of Week 5 (vs. Chicago). **1992**, AFC Pro Bowl squad. **1993**, AFC Pro Bowl starter; Second-team All-NFL (AP, Football Digest); First-team All-AFC (UPI, Football News); AFC Defensive Player of Week 16 (at Miami).

COLLEGE: Four-year letterman and two-year starter. First-team All-Big Ten by Associated Press and UPI. School's Defensive Player of the Year as a senior after intercepting six passes and recording 68 tackles. Theft total tied for the conference lead. Had three of his interceptions against the University of Hawaii, one of which he returned 73 yards for a touchdown. Finished his career with 153 total tackles, eight interceptions, and four blocked kicks. Averaged 10.0 yards on 36 punt returns and 24.6 on 25 kickoffs. Also competed in track in the 4x100 meter relay and long jump. Second at the Big Ten meet in the long jump as a senior. Competed in the NCAA track championships. Majored in Child and Family Studies.

PERSONAL: Four-year letterman in football, basketball, and track at Carver High School in Columbus, Georgia. All-state choice at both quarterback and punter as a senior. Voted team Most Valuable Player in both football and basketball as a senior.

TOP 10 HOME CROWDS

1.	*San Diego	65,536	09/18/94
2.	Denver	64,411	12/15/84
3.	L.A. Raiders	64,060	11/03/85
4.	L.A. Raiders	64,001	11/12/84
5.	*Denver	63,872	10/09/94
6.	Denver	63,697	12/20/86
7.	New Orleans	63,569	10/16/88
8.	Dallas	63,352	12/04/83
9.	L.A. Rams	63,292	09/23/85
10.	San Diego	63,207	10/06/86

* at Husky Stadium

ODOMES' NFL RECORD

Interceptions

Club	G/S	No	Yds	Avg	LG	TD
1987 Buffalo	12/12	0	0	0.0	0	0
1988 Buffalo	16/16	1	0	0.0	0	0
1989 Buffalo	16/16	5	20	4.0	13	0
1990 Buffalo	16/16	1	0	0.0	0	0
1991 Buffalo	16/16	5	120	24.0	48	1
1992 Buffalo	16/16	5	19	3.8	10	0
1993 Buffalo	16/15	9	65	7.2	25	0
1994 Seattle		Injured Reserve (knee)				
1995 Seattle		Injured Reserve (knee)				

NFL TOTALS	108/107	26	224	8.6	48	1
-------------------	----------------	-----------	------------	------------	-----------	----------

Defense

Club	G/S	Tkl	So	Ast	T/L	QB	PD	FF	FR
1987 Buffalo	12/12	42	32	10	n/a	0.0	10	1	2
1988 Buffalo	16/16	44	39	5	n/a	0.0	12	1	0
1989 Buffalo	16/16	46	42	4	n/a	1.0	14	3	0
1990 Buffalo	16/16	42	31	11	n/a	0.0	16	2	3
1991 Buffalo	16/16	76	71	5	n/a	1.0	23	1	1
1992 Buffalo	16/16	63	53	10	n/a	1.0	14	0	1
1993 Buffalo	16/15	47	39	8	n/a	0.0	20	1	1
1994 Seattle		Injured Reserve (knee)							
1995 Seattle		Injured Reserve (knee)							

NFL TOTALS	108/107	360	307	53	n/a	3.0	109	9	8
-------------------	----------------	------------	------------	-----------	------------	------------	------------	----------	----------

ADDITIONAL STATISTICS

Punt Returns: 1 for 9 yards in 1990; 1 for 9 yards in 1991.

Touchdowns: 1990 (Buffalo) - Opponent Fumble Recovery; 1993 (Buffalo) - Opponent Fumble Recovery and Interception return.

SINGLE GAME HIGHS

Defense

Tackles (Solos and Assists): 12, vs. Cincinnati 10/21/91 (10+2)

Sacks: 1.0, 3 Times (Last: at Indianapolis 11/29/92)

Interceptions: 2, 3 Times (Last: vs. Washington 11/1/92)

Forced Fumbles: 1, 9 Times (Last: at Miami 12/19/93)

Fumble Recoveries: 1, (Last: at Miami 12/19/93)



2 TODD PETERSON K

Height: 5-10 **Weight:** 180

College: Georgia

NFL Experience: 2nd Year

How Acquired: Free Agent (1994)

1995 Games Played/Started: 16/0


Career Games Played/Started: 18/0

Birthdate: February 4, 1970

Birthplace: Washington, DC

Residence: Kirkland, WA

1995: Won the kicking job in the preseason after signing as a free agent and proceeded to lead the team in scoring with 109 points. Missed by one point of breaking the single season record of 110 set in 1984. Connected on 40-of-40 PATs and 23-of-28 field goals. Made his last 11 field goal attempts, equaling the third longest streak in team history, and 15-of-16, with the only miss from 52 yards. Was 17-of-19 in the Kingdome, including his last 15. Four of those successes came in a 26-14 win over Philadelphia, earning his AFC Special Teams Player of the Week. Kicking made the difference in three other wins. Was 3-of-3 against the New York Giants in a 30-28 win, including the game-winning 32-yarder with 1:27 left, and at Washington in a 27-20 win. A 38-yarder was the difference in a 24-21 win over Cincinnati. Four-of-five misses came from beyond 43 yards with two from 52 and 53 yards. Attempted and made six PATs at Jacksonville and was five-of-five in the second Oakland game. Averaged 65.3 yards on each of his 74 kickoffs with eight touchbacks and nine others that reached the end zone. Signed as a free agent on January 17.



CAREER: Originally drafted by the New York Giants on the seventh round in 1993. Tried-out with 13 teams in 28 months before signing with the Seahawks on January 17, 1995. **1994:** Signed with the Atlanta Falcons as a free agent on May 2, and was waived on August 29. Signed with the Arizona Cardinals as a free agent on October 12, and played in two games, at Washington and versus Dallas. Booted a 29-yard field goal with 4:56 left in overtime for a 19-16 win at Washington on October 16. Scored 10 points on 4-of-4 PATs and 2-of-4 field goals before being waived on October 24.

HONORS: *1995, AFC Special Teams Player of Week 14 (vs. Philadelphia).*

COLLEGE: Played last two seasons at the University of Georgia after playing his first two at the United States Naval Academy. Finished his career with 135 points on 19-of-27 field goals and 78-of-80 point after touchdowns. Was 13-of-16 on field goals and 41-of-42 on PATs for 80 points as a senior. First-team Academic All-America as a senior. Graduated with a degree in Finance and has been accepted to the University of Georgia School of Law.

PERSONAL: Played his senior season at Valdosta High School in Valdosta, Georgia, after attending The Valwood School in Valdosta, where he lettered in football, basketball, baseball, and track. Scored 84 points as a senior on 10-of-14 field goals and 54-of-55 PATs. Had a long field goal of 48 yards. Todd and his wife, Susan, devote much of their time to Young Life, a Christian youth outreach where Susan works.

PETERSON'S NFL RECORD

	Club	G/S	Scoring			LG	Pts
			PAT-Att	FG-Att	FG%		
1994	Arizona	2/0	4-4	2-4	50.0	35	10
1995	Seattle	16/0	40-40	23-28	82.1	49	109
NFL TOTALS		18/0	44-44	25-32	78.1	49	119

	Club	Field Goals					Total
		1-19	20-29	30-39	40-49	50+	
1994	Arizona	0-0	1-1	1-1	0-2	0-0	2-4
1995	Seattle	1-1	5-5	9-10	8-10	0-2	23-28
NFL TOTALS		1-1	6-6	10-11	8-12	0-2	25-32
% Successful		100	100	90.9	66.7	0.0	78.1

	Club	Indoors	Outdoors	Home	Road	Atts	
						Atts	Made
1994	Arizona	0-0	2-4	0-0	2-4	38.0	32.0
1995	Seattle	17-19	6-9	17-19	6-9	37.9	36.0
NFL TOTALS		17-19	8-13	17-19	8-13	37.9	35.7
% Successful		89.4	61.5	89.4	61.5		

Atts and Made refer to average distance in yards

SINGLE GAME HIGHS

Kicking

Most FGs Attempted: 4, at Washington 10/16/94; vs. Philadelphia 12/3/95

Most FGs Made: 4, vs. Philadelphia 12/3/95

Longest FG Attempted: 53, vs. Cincinnati 9/17/95

Longest FG Made: 49, vs. Kansas City 9/3/95

Most PATs Attempted: 6, at Jacksonville 11/12/95

Most PATs Made: 6, at Jacksonville 11/12/95



9 MIKE PRITCHARD WR

Height: 5-11

Weight: 186

College: Colorado

NFL Experience: 6th Year

How Acquired: Veteran FA (1996)

1995 Games Played/Started: 13/0

Career Games Played/Started: 20/0

Birthdate: October 25, 1969

Birthplace: Shaw Air Force Base, SC

Residence: Las Vegas, NV

1996: Signed as a free agent on June 20 after being waived by the Denver Broncos.

CAREER: Played his first three seasons with the Atlanta Falcons after being the Falcons first-round draft choice in 1990. Was the 13th player chosen. Caught 201 passes for 2,187 yards and 14 touchdowns with Atlanta. His three-year total ranked fifth in NFL history. Joined the Broncos in a draft day trade in 1994. **1991:** Played 16 games with 11 starts. Consensus all-rookie choice after catching 50 passes for 624 yards with two touchdowns. Only one other rookie wide receiver caught more passes. Had nine receptions for 82 yards against the Minnesota Vikings. **1992:** Played 16 games starting 15. Second in receiving yards with 827 yards on 77 receptions. Receptions total was the fifth highest in a single season in Atlanta history. Had nine receptions for 105 yards. **1993:** Caught 74 passes for 736 yards with a career high seven touchdowns. Had 10 receptions for 97 yards in the season opener against Detroit. **1994:** Played three games, before missing the next five games on the inactive list and the last eight on injured reserve with a lacerated kidney suffered in practice on September 23. Had to endure six months of complete rest. Caught 19 passes for 271 yards and one touchdown in those three games. Had five receptions for 119 yards in his Denver debut against San Diego. Caught a 50-yard touchdown pass 2:39 into that game. Followed with nine receptions for 100 yards against the New York Jets. **1995:** Played 15 games, starting 13. Did not play against Kansas City. Caught 33 passes for 441 yards and three touchdowns. Rushed six for 17 yards. Twice caught five passes in a single game, including for 74 yards in the season finale at Oakland.

HONORS: **1991**, *First-team All-Rookie (Pro Football Weekly, Football News, Football Digest).*

COLLEGE: Played tailback, wingback, wide receiver as well as returning kicks. Only played wide receiver his senior season. Saw action the previous two years at wingback and lettered as a freshman reserve running back. Caught 28 passes for a school record 680 yards in 1990 earning first-team All-Big Eight honors. Second with 445 rushing yards. Averaged 123.1 all-purpose yards per game. Accounted for 284 all-purpose yards, including 217 rushing, versus Tennessee in the Disneyland Pigskin Classic. Rushing total ranked sixth in school history. Most Valuable Player on National Championship squad. Finished his career with 51 receptions for 1,302 yards and 10 touchdowns. Added 609 rushing yards on 57 carries and five touchdowns. Returned 30 kickoffs for a 23.1 yard average. Averaged 18.8 yards every time he touched

the ball. Member of the "Academic Starters" which rewarded those athlete with high grade point averages. Majored in Economics.

PERSONAL: Gatorade Circle of Champions National Player of the Year as a senior at Rancho High School in Las Vegas, Nevada. Rushed for 1,213 yards and 17 touchdowns. had 1,108 yards and 15 scores as a junior. Also lettered in track in the 100 meters and long jump.

PRITCHARD'S NFL RECORD

	Club	G/S	Receiving				LG	TD
			No	Yds	Avg			
1991	Atlanta	16/11	50	624	12.5	29	2	
1992	Atlanta	16/15	77	827	10.7	38	5	
1993	Atlanta	15/14	74	736	9.9	34	7	
1994	Denver	3/0	19	271	14.3	50	1	
1995	Denver	15/13	33	441	13.4	45	3	
NFL TOTALS		65/53	253	2899	11.5	50	17	

ADDITIONAL STATISTICS

Kickoff Returns: 1991 (Atlanta) - 1 for 18 yards.

SINGLE GAME HIGHS

Receiving

Most Receptions: 10, at Detroit 9/5/93

Most Yards: 105, vs. Dallas 12/21/92

Longest Reception: 50, San Diego 9/4/94 (TD)

Most Touchdowns: 2, vs. Dallas 11/21/93

Longest Touchdown: 50, San Diego 9/4/94 (TD)



88 RICKY PROEHL WR

Height: 6-0

Weight: 190

College: Wake Forest

NFL Experience: 7th Year

How Acquired: Trade (Arizona 1995)

1995 Games Played/Started: 8/0

Career Games Played/Started: 88/65

Birthdate: March 7, 1968

Birthplace: Bronx, NY

Residence: Greensboro, NC

1995: Played eight games as a reserve wide receiver. Was inactive for games two through nine after breaking a bone in his foot after making a reception against Kansas City in the opener. Had not missed a game in his career prior to the season. Caught five passes for 29 yards. Acquired by the Seahawks from the Arizona Cardinals in exchange for a fourth-round 1995 draft choice on April 3.

CAREER: Played his first five seasons with the Cardinals catching 287 passes for 3,840 yards, a 13.4 yard average, 21 touchdowns, and seven 100-yard games in 80 games, with 65 starts. Originally Arizona's third-round draft choice in 1990. Topped 60 receptions twice, 60 in 1992 and 65 in 1993. Never finished lower than second in receptions, leading the team in 1990 and 1992 and placing second in 1991, 1993, and 1994. All-rookie choice in 1990 with a rookie club record 56 receptions. Had not missed a game in his career due to injury prior to 1995. **1990:** Played 16 games, starting two in three wide receiver sets. Led team with 56 receptions for 802 yards and four touchdowns. First rookie in 40 years to lead team receptions and established club records for receptions, receiving yards, and touchdowns by a rookie receiver. Total also led all other first-year NFL players. Had a pair of 100-yard games topped by a seven-catch, 132-yard outing versus Philadelphia. Caught at least one pass in 15-of-16 games. **1991:** Started 16 games. Had 55 receptions for 766 yards and two touchdowns to rank second on the team in all categories. Had at least one catch

in every game. Had one 100-yard game, 107 against New England. **1992:** Started 15-of-16 games and caught a team best and personal record 60 passes for 744 yards and three scores. Had a single-game high nine receptions for 126 yards against the Los Angeles Rams. Also topped the century mark at Washington (104) and versus San Diego (112). **1993:** Started 16 games and set single-season highs with 65 receptions, 877 yards and seven touchdowns. Led team in yards and touchdowns while finishing second in receptions by one. Posted at least one touchdown in five consecutive games, including a personal best two against New England. Had five catches for 115 yards against Washington and six for 99 yards at Detroit, one a 51-yard touchdown. Totaled five games with at least six receptions, including six for 78 yards at Seattle. **1994:** Started 16 games and caught 51 passes for 651 yards and five scores. Had team's longest offensive play, a 63-yard reception against Pittsburgh and also had the third-longest, a 48-yard touchdown against Washington. Totaled a season-high 94 yards on three catches against Pittsburgh.

HONORS: *1990, First-team All-Rookie (Pro Football Writers Association, UPI, Pro Football Weekly, College and Pro Football Newsweekly, Football Digest).*

COLLEGE: Four-year letterman. Finished his career with a school-record 188 receptions for 2,949 yards, and 25 touchdowns. All three totals ranked as the second-most in Atlantic Coast Conference history. Led the conference in receiving as a senior with 65 for 1,053 yards, and 11 touchdowns. Reception and touchdown totals were both one off their respective school records, while yardage total was also second. Second player in school history to lead in receiving three straight seasons. Played in the Blue-Gray and East-West All-Star Games after his senior season. Majored in Speech Communications.

PERSONAL: Lettered in football and baseball at Hillsborough High School in Hillsborough, New Jersey. Member of the student council. Family has had season tickets to the New York Giants games since team played in the Polo Grounds. Made a \$100,000 commitment to the Wake Forest Athletic Department in 1995. Ricky and his wife, Kelly, have a daughter, Alexandria (11/3/93) and a son, Austin (10/11/95).

PROEHL'S NFL RECORD

Club	G/S	Receiving			Avg	LG	TD
		No	Yds				
1990 Arizona	16/2	56	802	14.3	45t	4	
1991 Arizona	16/16	55	766	13.9	62t	2	
1992 Arizona	16/15	60	744	12.4	63t	3	
1993 Arizona	16/16	65	877	13.5	51t	7	
1994 Arizona	16/16	51	651	12.8	63	5	
1995 Seattle	8/0	5	29	5.8	9	0	
NFL TOTALS	88/65	292	3869	13.3	63t	21	

ADDITIONAL STATISTICS

Rushing: 1990 (Arizona) - 1 for 4 yards; 1991 (Arizona) - 3 for 21 yards, 7.0 average, 17 long; 1992 (Arizona) - 3 for 23 yards, 7.7 average, 10 long; 1993 (Arizona) - for 47 yards, 5.9 average, 17 long; **Career - 15 attempts for 114 yards, 7.6 average, 17 long.**

Passing: 1992 (Arizona) - 1 attempt, 1 interception.

Punt Returns: 1990 (Arizona) - 1 for 2 yards, 1 fair catch; 1991 (Arizona) - 4 for 26 yards, 6.5 average, 14 long; **Career - 5 for 28 yards, 5.6 average, 14 long.**

SINGLE GAME HIGHS

Receiving

Most Receptions: 9, at L.A. Rams 11/8/92

Most Yards: 132, vs. Philadelphia 12/29/90

Longest Reception: 63, vs. San Diego 12/6/92 (TD)

Most Touchdowns: 2, vs. New England 10/10/93

Longest Touchdown: 63, vs. San Diego 12/6/92



29 C.J. RICHARDSON S


Height: 5-10 Weight: 209
College: Miami
NFL Experience: 2nd Year
How Acquired: Free Agent (1996)
1995 Games Played/Started: 0/0
Career Games Played/Started: 0/0
Birthdate: June 10, 1972
Birthplace: Dallas, TX
Residence: Miami, FL

1996: Claimed on waivers from the Arizona Cardinals on June 19.

CAREER: Originally the seventh-round draft choice of the Houston Oilers in 1995. Spent the first 10 weeks of the season on the Oilers practice squad before being waived. Signed to the Arizona Cardinals practice squad on November 8 and was placed on injured reserve on the 13th, missing the rest of the season.

COLLEGE: Four-year letterman and two-year starter after redshirting in 1990. Played for Seahawks head coach Dennis Erickson. Credited with 255 total tackles, 15 passes defended, five interceptions, and two fumble recoveries. Had nine games with at least 10 tackles. First-team All-Big East and second team All-America as a senior. Had 85 tackles and an interception while starting all season at free safety. Had a single-season high 94 tackles while starting all season at strong safety. Named Big East Defensive Player of the Week once each as a junior and senior. Played 10 games as reserve free safety in 1991 on a national championship team. Graduated with a degree in Criminal Justice.

PERSONAL: Played running back and defensive back at H.G. Spruce High School in Dallas, Texas. Team most valuable player, captain, and all-state choice as a senior. Had seven interceptions and 914 rushing yards. Played in the Texas State all-star game. Also lettered in basketball and baseball. Honored by Coral Gables, Florida, Mayor George Corrigan in the winter of 1991 for his community work in the aftermath of Hurricane Andrew. Member of D.A.R.E. Full name is Carl Ray Richardson, Jr.



23 DEXTER SEIGLER CB

Height: 5-9 Weight: 178
College: Miami
NFL Experience: 1st Year
How Acquired: Free Agent (1995)
1995 Games Played/Started: 0/0
Career Games Played/Started: 0/0
Birthdate: January 11, 1972
Birthplace: Avon Park, FL
Residence: Washington, DC


1995: Spent the entire season on the practice squad after signing as a free agent on July 27.

CAREER: Signed with the Miami Dolphins as a free agent on April 28, 1994, and was waived on August 19. Signed with the Toronto Argonauts of the Canadian Football League on September 16 and played with them through November 10.

COLLEGE: Four-year letterman at the University of Miami under Dennis Erickson. Played his first two years as a reserve before starting his last two. Finished his career with 81 tackles, eight interceptions, and 27 passes defended. Had four interceptions in each of last two seasons. Returned two for touchdowns as a junior, an 89-yarder against Temple and a 24-yarder versus San Diego

State. Totaled 146 return yards that season, two yards off the school record. Majored in Business.

PERSONAL: Played quarterback at Avon Park, Florida, where his teams lost only one game in his last two seasons.



70 MICHAEL SINCLAIR DE

Height: 6-4 **Weight:** 267
College: Eastern New Mexico
NFL Experience: 6th Year
How Acquired: Draft (6th round 1991)
1995 Games Played/Started: 16/15
Career Games Played/Started: 49/19
Birthdate: January 31, 1968
Birthplace: Galveston, TX
Residence: Kirkland, WA

1995: Played 16 games, starting the last 15 at left end. Also used as the left end in the nickel. Finished with a single-season best 46 tackles, according to unofficial press box statistics. Added a team co-leading 10.5 tackles for loss, including 5.5 sacks, two forced fumbles and two fumble recoveries. Was third in sacks. Had a single-game best seven tackles in the second Oakland game, including two sacks. Credited with 1.5 sacks at Jacksonville among five tackles. Also recovered a fumble with 3:51 left to set up a touchdown. Tied a team record with two forced fumbles in the first Denver game.

CAREER: Has been the Seahawks most productive outside pass rusher over the last three seasons with 18 sacks in 37 games. Former sixth-round 1991 draft choice who alternated his time between the practice and active roster in 1991. Used experience gained in the World League in 1992 to make the roster and has served as the starter at left end in nickel situations the last three seasons and took over as the full time starter at left end in 1995. Led team in sacks in both 1993 (8.0) and 1994 (4.5), despite playing in 21-of-32 games. Has 19.0 career sacks to rank tied for eighth in team history. **1991:** Waived on August 26 and signed to the practice squad two days later. Spent the first 12 games on the practice squad before being activated on November 30. Active for the next two games, but did not play, before missing the last two games on injured reserve with a back injury. **1992:** Missed the first four games on injured reserve after suffering a training camp ankle injury and was activated prior to the first San Diego Chargers game. Made his first career start, at left end, versus the Washington Redskins, and had three tackles. Recorded his first sack versus the Philadelphia Eagles. Finished the season with 10 tackles, according to unofficial press box statistics. **World League:** Loaned to the Sacramento Surge for the 1992 season. Started all 10 regular season games at left end and finished second in the league in sacks with 10 and was a first-team All-League selection. Sacramento won the North American West with an 8-2 record and advanced to World Bowl II in Montreal, Canada, where they defeated the Orlando Thunder, 21-17, to capture the World League championship. Contributed a key forced fumble and recovery to help seal the victory. Was credited with 54 tackles, three forced fumbles and two fumble recoveries in the regular season. **1993:** Played nine games, starting one, in a season that ended after breaking his right thumb at Houston, ironically, the only game he started. Ranked third in the AFC in sacks with 8.0 at the time of his injury, a total that still led the team. Had 3.0 of his total, along with a forced fumble, versus San Diego game. Used exclusively as the left end in nickel situations early in the season, but was seeing more and more time during mixed downs prior to his injury. **1994:** Played 12 games, starting two, at left end. Played as a reserve the

first two games after suffering a sprained knee at Indianapolis in the preseason. Started games 3 and 4 before moving to a pass rushing role in the nickel. Missed games 8-11 with a groin injury suffered in the first Kansas City game. Led the team for the second straight year in sacks with 4.5. Had two of his total in the second Los Angeles Raiders game. Credited with 12 tackles and 4.5 tackles for loss, according to unofficial press box statistics.


COLLEGE: Four-year letterman and starter. Played his first two seasons as a linebacker before moving to defensive end. First-team All-Lone Star Conference as a junior and senior. Sikes Award winner as a senior as conference Defensive Lineman of the Year. Selected to the All-Lone Star Conference All-Decade of the 1980's Team. Team Captain in 1990. All-conference second-team pick as a sophomore. Posted 70 tackles, 18 tackles for loss, and 15.5 sacks as a senior. Had 75 tackles and nine-and-a-half sacks in 1989. Posted a career-high 82 tackles as a freshman. Finished his career with 279 tackles, 45 tackles for loss, and 30 sacks. Physical Education major.

PERSONAL: Football, basketball, and track letterman at Charlton-Pollard High School in Beaumont, Texas. Michael and his wife, Betty (5/25/91), have two sons, Michael (1/25/91), and Johnnie Glenn (1/23/96), and a daughter, Michaela (1/13/94).

SINCLAIR'S NFL RECORD

Club	G/S	Defense							
		Tkl	So	Ast	T/L	QB	PD	FF	FR
1991 Seattle	0/0	0	0	0	0.0	0.0	0	0	0
1992 Seattle	12/1	10	9	1	2.0	1.0	1	0	0
1993 Seattle	9/1	12	12	0	8.0	8.0	1	1	0
1994 Seattle	12/2	12	10	2	4.5	4.5	0	0	0
1995 Seattle	16/15	46	37	9	10.5	5.5	2	2	2
NFL TOTAL	49/19	80	68	12	25.0	19.0	4	3	2

Tackles for loss includes sacks.



36 LAMAR SMITH RB

Height: 5-11 **Weight:** 223
College: Houston
NFL Experience: 3rd Year
How Acquired: Draft (3rd round 1994)
1995 Games Played/Started: 13/0
Career Games Played/Started: 15/0
Birthdate: November 29, 1970
Birthplace: Fort Wayne, IN
Residence: Fort Wayne, IN

1995: Played 13 games as a reserve running back. Inactive the first two weeks after spraining an ankle against San Francisco. Carried three times for 85 yards, including a team record 68-yard run at Arizona. Record lasted two games. Played the entire second half against the New York Giants after injuries sidelined Chris Warren (ankle) and Steve Broussard (hamstring). Carried 19 times for a career high 84 yards and caught one pass for 10 yards in a 30-28 win. Finished the season with a 6.0 average on 36 carries for 215 yards.

CAREER: Has played two seasons as a reserve behind four-time 1,000-yard rusher Chris Warren. Seahawks third-round 1994 draft choice. **1994:** Played two games as a reserve. Suffered a sprained ankle at San Francisco in the preseason finale and was inactive for the first three games. Carried two times for -1 yards against Pittsburgh and saw action on special teams at Denver. Injured his back in a December 1 auto accident and finished the season on the non-football injury list.

COLLEGE: Two-year starter after transferring from junior college.

Team's leading rusher in both 1992 and 1993. Gained 417 yards in 1993, despite playing only the first five games because of a shoulder injury. Added 29 receptions for 205 yards, a 7.1 yard average, and three touchdowns. Had two 100-yard rushing games, 119 on 20 carries against Michigan and 118 on 24 against Baylor. Averaged a conference high 7.6 yards per carry in 1992 gaining 845 yards on 111 carries. Had 30 receptions for 315 yards and two scores. Surpassed 100 yards three times: 161 versus Texas Tech, 159 against Texas, and 101 versus Rice. Finished his career with 1,262 yards on 207 attempts, a 6.1 yard average, and 11 touchdowns. Added 59 receptions for an 8.8 yard average, and 5 scores. Attended Northeastern Oklahoma A&M Junior College. Had 186 yards against Tyler College as a sophomore. Majored in Sports Management.

PERSONAL: Attended South Side High School in Fort Wayne, Indiana, lettering in football and basketball.


SMITH'S NFL RECORD

Club	G/S	Rushing				
		Att	Yds	Avg	LG	TD
1994 Seattle	2/0	2	-1	-0.5	0	0
1995 Seattle	13/0	36	215	6.0	68	0
NFL TOTALS	15/0	38	214	5.6	68	0

Club	G/S	Receiving				
		No	Yds	Avg	LG	TD
1994 Seattle	2/0	0	0	0.0	0	0
1995 Seattle	13/0	1	10	10.0	10	0
NFL TOTALS	15/0	1	10	10.0	10	0

ADDITIONAL STATISTICS

Kickoff Returns: 1995 (Seattle) 1 for 20 yards.



51 JOHN SOLOMON DE

Height: 6-3 **Weight:** 233
College: Sam Houston State
NFL Experience: 1st Year
How Acquired: Free Agent (1995)
1995 Games Played/Started: 0/0
Career Games Played/Started: 0/0
Birthdate: November 10, 1973
Birthplace: Houston, TX
Residence: Humble, TX


1995: Spent the last eight games on the practice squad after signing as a free agent on October 31. Originally drafted on the sixth round by the Minnesota Vikings. Was waived on August 27.

COLLEGE: Lettered as a junior and senior after missing his sophomore season because of a knee injury. Finished his career with 138 tackles, 20 tackles for loss, and seven sacks. Had 79 tackles with seven tackles for loss, and four sacks as a junior, and 59 tackles, 13 tackles for loss and three sacks as a senior. Two-time team captain. Credited with 11 tackles against Alcorn State in 1993. Majored in General Studies.

PERSONAL: Football and track letterman at Aldine-Nimitz High School in Houston, Texas.

SECOND OVERALL

Over the past three seasons, the Seahawks rank second in the NFL with 6,269 yards gained rushing. Dallas led with 6,315 yards, followed by Seattle, Pittsburgh (6,035), Detroit (5,777), and San Francisco (5,509).



59 TYRONNE STOWE LB

Height: 6-2

Weight: 250

College: Rutgers

NFL Experience: 10th Year

How Acquired: Free Agent (1995)

1995 Games Played/Started: 6/6

Career Games Played/Started: 120/62

Birthdate: May 30, 1965

Birthplace: Passaic, NJ

Residence: Gilbert, AZ

1995: Started the first six games at middle linebacker before breaking an arm at Buffalo. Spent the last 10 games on injured reserve. Led team at the time of the injury in tackles with 52, according to unofficial press box statistics. Included were two tackles for loss. Single-game high 11 tackles came at Buffalo. Also had 10 against Cincinnati and nine at San Diego. Signed with the Seahawks as a free agent on March 29 after being waived by the Washington Redskins on March 10. Was reunited with Seahawks linebackers coach Mike Murphy who was his position coach with the Arizona Cardinals from 1991-93.

CAREER: Played with the Pittsburgh Steelers (1987-90), Arizona Cardinals (1991-93), and Washington Redskins (1994) prior to joining the Seahawks. Credited with 508 total tackles in 120 games. Had a streak of at least 100 tackles in three straight seasons snapped in 1996. Led the Cardinals in tackles in 1993 with 119 after finishing second in 1992 with 104. Was the Redskins second-leading tackler with a single-season best 157 in 1994. Has played both inside linebacker in the 3-4 and middle linebacker in the 4-3. **1987:** Played 13 games with three starts with Pittsburgh. Signed as a free agent on September 24. Credited with 11 tackles on defense and added seven on special teams. Originally signed with the San Diego Chargers as an undrafted free agent on June 12 and was waived on September 8. **1988:** Played 10 games, starting four. Started the first three games at right inside linebacker and had 10 tackles in the season opener. Waived on October 22 and re-signed on December 1. Totaled seven special team tackles in the last three games. **1989:** Played 16 regular season and two postseason games as a reserve. Had nine special teams tackles and two fumble recoveries and blocked a punt at Tampa Bay. **1990:** Played 16 games as a reserve and posted a team-leading 15 special team tackles. Added a fumble recovery and a forced fumble. **1991:** Played 13 games, starting four, after signing with the Arizona Cardinals as a Plan B free agent. Had 39-of-his-46 tackles in his three starts. Had 11 tackles at the Dallas Cowboys in his first start and then totaled a season-best 14 versus the New York Giants and Philadelphia Eagles. Added 12 special teams tackles, to rank second on the team, and two forced fumbles. Missed the last three games after spraining an ankle in practice. **1992:** Played and started 15 games. Did not play versus Atlanta. Second on the team in tackles with 104 and had six games with at least 10. Posted a single-game best 16 tackles against the Dallas Cowboys. **1993:** Started 15 games and led team in tackles with 119. Had three games with at least 10, topped by 13 against the San Francisco 49ers. **1994:** Played 16 games, starting 15, with the Washington Redskins. Acquired by the Redskins for a seventh-round 1995 draft choice on June 17 from Arizona. Ranked second in tackles with a career-best 157, and was first in assisted tackles with 73 and second in solos with 84. Added an interception, four tackles for loss, and six special teams tackles. Had 10 games with at least 10 tackles and three others with nine. Had two games, versus the Dallas Cowboys and the Philadelphia Eagles with a season-high 13 tackles. Picked off his first career interception against Tampa Bay.

COLLEGE: Four-year letterman. Set school records with 533 total tackles, 326 solo tackles, and 207 assists. First-team All-East selection as a senior by The Associated Press, also a first-team All-Eastern Collegiate Athletic Conference pick. Second-team All-East as a junior. Team Most Valuable Player and leading tackler as a junior and senior. Had a school record 157 stops as a junior. Played in the Hula Bowl and Blue-Grey games after graduation. Majored in Sports Management.

PERSONAL: Lettered as a fullback and linebacker at Passaic High School in Passaic, New Jersey. Served as the lead blocker for Craig "Ironhead" Heyward, now with the Atlanta Falcons. Tyronne and his wife, Elise, have two daughters, Brittany (10/3/88) and Tyrah (10/7/91).

STOWE'S NFL RECORD

Club	Defense								
	G/S	Tkl	So	Ast	T/L	QB	PD	FF	FR
1987 Pittsburgh	13/3	11	9	2	0.0	0.0	0	0	0
1988 Pittsburgh	10/4	18	15	3	0.0	0.0	0	0	0
1989 Pittsburgh	16/0	0	0	0	0.0	0.0	0	0	0
1990 Pittsburgh	16/0	1	1	0	0.0	0.0	0	0	0
1991 Arizona	13/4	46	26	20	0.0	0.0	1	0	1
1992 Arizona	15/15	104	62	42	0.0	0.0	2	1	0
1993 Arizona	15/15	119	76	43	0.0	1.5	1	0	0
1994 Washington	16/15	157	84	73	1.0	0.0	0	1	0
1995 Seattle	6/6	52	40	12	2.0	0.0	1	0	0
NFL TOTALS	120/62	508	313	195	3.0	1.5	5	2	1

Tackles for loss includes sacks.

ADDITIONAL STATISTICS

Special Teams Tackles: 1987 (Pittsburgh) - 7 (7 solo, 0 assisted); 1988 (Pittsburgh) - 9 (8/1); 1989 (Pittsburgh) - 9 (9/0); 1990 (Pittsburgh) - 15 (13/2); 1991 (Arizona) - 12 (6/6); 1992 (Arizona) - 1 (0/1); 1994 (Arizona) - 6 (6/0); 1995 (Seattle) - 2 (2/0); **Career - 61 (51/10).** **Special Teams Fumble Recoveries:** 1989 (Pittsburgh) - 2; 1990 (Pittsburgh) - 1; **Career - 3.** **Special Teams Forced Fumbles:** 1989 (Pittsburgh) - 1; 1990 (Pittsburgh) - 1; 1991 (Pittsburgh) - 2; **Career - 4.** **Postseason Games Played/Started:** 1989 (Pittsburgh) - 2/0.

SINGLE GAME HIGHS

Defensive

Tackles (Solos and Assists): 14, 2 Times (Last: vs. Dallas 11/22/92 [7+7])
Sacks: 1.0, at N.Y. Giants 11/28/93
Interceptions: 1, vs. Tampa Bay 12/18/94
Forced Fumbles: 1, 2 Times (Last: at Philadelphia 10/9/94)
Fumble Recoveries: 1, at San Francisco 11/17/91



38 MACK STRONG **FB**
Height: 6-0 **Weight:** 222
College: Georgia
NFL Experience: 3rd Year
How Acquired: College Free Agent ('93)
1995 Games Played/Started: 16/2
Career Games Played/Started: 24/3
Birthdate: September 11, 1971
Birthplace: Fort Benning, GA
Residence: Bellevue, WA

1995: Played 16 games, starting two, at fullback. Scored four touchdowns, three receiving and one rushing. Two of his touchdown receptions came at Arizona, equaling the franchise record for a running back. Started at fullback at Jacksonville and rushed for a score. Led the team with 19 special teams tackles, according to coaches video study. Credited with four at Washington.

CAREER: Signed with the Seahawks as a free agent in 1993 and spent that season on the practice squad. Waived on the final cutdown on September 4 and signed to the practice squad on the 6th. **1994:** Played the last eight games as a reserve fullback and running back. Inactive the first eight games. Made his first appearance on offense against Tampa Bay and scored the game-winning touchdown with 42 seconds remaining in a 22-21 win. Started at running back against the Indianapolis Colts. Scored the eventual game-winning touchdown on a 13-yard run in a 16-14 win at Houston. Finished the season with 114 yards on 27 carries and three receptions. Added 11 special teams tackles, according to unofficial press box statistics.

COLLEGE: Four-year letterman and two-year starter. Offensive team captain as a senior. Rushed for a single-season high 358 yards on 63 carries, a 5.7 yard average, and three scores in 1992. Finished his career with 812 yards on 195 carries, a 4.2 average, and nine scores. Had six touchdowns on 67 carries in 1991. Added 35 career receptions for 400 yards, an 11.4 average, and one score. Sociology major.

PERSONAL: Football, basketball, and track letterman at Brookstone High School in Columbus, Georgia. Rushed for 4,414 yards and 83 touchdowns.

STRONG'S NFL RECORD

Club	G/S	Rushing				
		Att	Yds	Avg	LG	TD
1994 Seattle	8/1	27	114	4.2	14	1
1995 Seattle	16/2	8	23	2.9	9	1
NFL TOTALS	24/3	35	137	3.9	14	2

Club	G/S	Receiving				
		No	Yds	Avg	LG	TD
1994 Seattle	8/1	3	3	1.0	5	0
1995 Seattle	16/2	12	117	9.8	25	3
NFL TOTALS	24/3	15	120	8.0	25	3

ADDITIONAL STATISTICS

Special Teams Tackles: 1994 (Seattle) - 11 (9 solo, 2 assist); 1995 (Seattle) - 19 (13/6); **Career** - 30 (22/8).



53 JIM SWEENEY

C

Height: 6-4

Weight: 295

College: Pittsburgh

NFL Experience: 13th Year

How Acquired: Free Agent (1995)

1995 Games Played/Started: 16/16

Career Games Played/Started: 182/174

Birthdate: August 8, 1962

Birthplace: Pittsburgh, PA

Residence: Venetia, PA

1995: Started 16 games at center after signing as a free agent on March 23. Had been waived by the New York Jets on March 6.

CAREER: Has played all five offensive line positions in his career. Had played his entire career with the New York Jets before joining the Seahawks. Was New York's first of two second-round 1984

CUTDOWN DATES

The National Football League will observe the following roster reduction dates in 1996: Rosters must be first reduced to 60 players on Tuesday, August 20; the final cutdown, to 53 players, will come on Monday, August 25. Players may be signed to the practice squad starting on August 26.

draft choices. Played 166 games, starting the last 158 games, 110 at center, 28 at left tackle, and 20 at left guard, with New York. Carries a streak of 177 consecutive games played in 1996. **1984:** Played 10 games, starting the last two at left guard. Earned All-Rookie honors by the Pro Football Writers Association. Hampered by an ankle sprain in training camp. Also saw action as a short-yardage tight end. **1985:** Started 16 games and one postseason contest at left guard. **1986:** Started 16 games regular season games and two postseason contests at left tackle. **1987:** Started all 12 games played by the regulars at left tackle. **1988:** Moved to center and started all 16 games. **1989:** Started 16 games and graded out as the Jets top lineman. Played at left tackle in the second half against San Francisco. **1990:** Started the first 11 games at center before starting two at left guard. Returned to center for the last three games. **1991:** Started 16 regular season games and one postseason game at center. **1992:** Offensive captain and starter in 16 games at center. **1993:** Offensive captain and starter in 16 games at center. **1994:** Started 16 games at center.

HONORS: **1984**, First-team All-Rookie (Pro Football Writers Association). **1988**, Pro Bowl first alternate; First-team All-NFL (Sports Illustrated). **1992**, Offensive Captain. **1993**, Offensive Captain.

COLLEGE: Four-year letterman and two-year starter. Tri-captain as a senior. First-team All-East as a senior as he played both center and guard. Sporting News second team All-America as a senior. Saw action at all five offensive line positions as well as tight end in his career. Has a degree in Administration of Justice.

PERSONAL: Attended Seton-LaSalle High School in Pittsburgh, Pennsylvania. All-conference selection in football. Has been active with the Special Olympics and Big Brothers programs along with several other Long Island, New York, charities. Sponsors his own charity golf tournament in Pittsburgh during the offseason. Jim and his wife, Heather, have a daughter, Shannon.

SWEENEY'S NFL RECORD

Regular Season Games Played/Started:

1984	N.Y. Jets	—	10/2	1991	N.Y. Jets	—	16/16
1985	N.Y. Jets	—	16/16	1992	N.Y. Jets	—	16/16
1986	N.Y. Jets	—	16/16	1993	N.Y. Jets	—	16/16
1987	N.Y. Jets	—	12/12	1994	N.Y. Jets	—	16/16
1988	N.Y. Jets	—	16/16	1995	Seattle	—	16/16
1989	N.Y. Jets	—	16/16	NFL TOTALS		—	182/174
1990	N.Y. Jets	—	16/16				

Postseason Games Played/Started:

1985	N.Y. Jets	—	1/1	1991	N.Y. Jets	—	1/1
1986	N.Y. Jets	—	2/2	NFL TOTALS		—	4/4



86 ROBB THOMAS

WR

Height: 5-11

Weight: 175

College: Oregon State

NFL Experience: 8th Year

How Acquired: Free Agent (1992)

1995 Games Played/Started: 15/2

Career Games Played/Started: 101/28

Birthdate: March 29, 1966

Birthplace: Portland, OR

Residence: Redmond, WA

1995: Played 15 games, with two starts, at wide receiver. Caught 12 passes for 239 yards, a 19.9 yard average, and one touchdown. Score came on a 50-yard reception against Cincinnati, the longest of his career. Caught at least one pass in each of the first seven

games and nine-of-10. Finished second on the team with 15 special teams tackles, according to coaches video study. Inactive for the second Kansas City game because of a concussion suffered the week prior. Played in his 100th career game at Denver.

CAREER: Originally drafted on the sixth round by the Kansas City Chiefs in 1989. Played 39 games, starting 25, with the Chiefs in three seasons, catching 92 passes for 1,148 yards, a 12.5 average, and seven touchdowns. Added five receptions for 34 yards in three playoff contests. Was waived on September 2 and signed with Seattle on September 8 after a shoulder injury to Brian Blades. Has 34 receptions for 512 yards in 62 games for Seattle, while also contributing 37 special teams tackles. **1989:** Played the first eight games with one start, missing the last eight on injured reserve with a shoulder injury. Made his first start against Cincinnati on October 1, catching three passes for 23 yards, and scoring his first career touchdown on a five-yard pass from Ron Jaworski. **1990:** Started 12-of-16 games and the Chiefs playoff game at Miami. Finished second on the team in both receptions with 41 and receiving yards with 545. Added four touchdown catches. Had a career-long 47-yard touchdown pass against the Cleveland Browns. Set a single-game high with seven receptions against Seattle on November 11. Caught one pass at the Miami Dolphins in the wild card game before spraining his knee. **1991:** Started 12-of-15 regular season games and both playoff contests. Led team in receptions with a career-high 43 and was second in yards with 495. Inactive against the Cleveland Browns with ankle sprain. His 11-yard scoring reception provided the winning points in a 14-13 win at the San Diego Chargers. Caught four passes for 19 yards in two playoff games. **1992:** Played the last 15 games after signing as a free agent on September 8. Caught 11 passes for 136 yards, a 12.4 yard per catch average. Credited with eight special teams tackles, according to unofficial press box statistics. **1993:** Played 16 games as a reserve wide receiver and special teams performer. Caught 7 passes for 67 yards and was credited with six special teams tackles, including 1.5 inside the 20 on kickoff coverage, according to unofficial press box statistics. **1994:** Played 16 games as a reserve wide receiver and special teams performer. Started the second Indianapolis Colts game. Tied for third with 13 special teams tackles, according to unofficial press box statistics.

COLLEGE: Four-year letterman and two-year starter. Earned first-team All-Pac-10 honors as a senior after earning second-team mention as a junior. Finished his career with school records for receptions (138), receiving yards (2,043), and was second with 18 receiving touchdowns. Caught 58 passes for 763 yards and six touchdowns as a senior. Had 58 for 851 yards and a school record-equalling 10 touchdowns as a junior. Yardage total was fifth-best in history. Had 230 yards and four scores on nine receptions against Akron in 1987. Finished his career with five 100-yard games, including 161 and 151 against UCLA and Southern California, respectively, in 1988. Also lettered in track in the 100, 200, long jump and high jump. Majored in Business.

PERSONAL: Football, baseball and track letterman at Corvallis High School in Corvallis, Oregon. Team won the Oregon AAA football title as a junior. Finished second in the 100 meters and long jump at the state track meet. His father, Aaron, was a fourth-round draft choice of the San Francisco 49ers in 1961 and a 16th round choice of the Dallas Texans of the American Football League. Aaron Thomas played one season with the 49ers (1961), nine (1962-70) with the New York Giants, and played in the Pro Bowl after the 1965 season. Robb and his wife, Melinda (4/14/90), have a son, Cole Morgan (3/30/94), and a daughter, Alexa (4/3/96).

THOMAS' NFL RECORD

Receiving

Club	G/S	No	Yds	Avg	LG	TD
1989 Kansas City	8/1	8	58	7.3	12	2
1990 Kansas City	16/12	41	545	13.3	47t	4
1991 Kansas City	15/12	43	495	11.5	39	1
1992 Seattle	15/0	11	136	12.4	31	0
1993 Seattle	16/0	7	67	9.6	16	0
1994 Seattle	16/1	4	70	17.5	35	0
1995 Seattle	15/2	12	239	19.9	50t	1
SEATTLE TOTALS	62/3	34	512	15.1	50t	1
NFL TOTALS	101/28	126	1610	12.8	50t	8

SINGLE GAME HIGHS

Receiving

Most Receptions: 7, vs. Seattle 11/11/90


7, vs. Denver 11/17/91

Most Yards: 89, vs. Denver 11/17/91

Longest Reception: 50, vs. Cincinnati 9/17/95 (TD)

Most Touchdowns: 1, 8 Times (Last: vs. Cincinnati 9/17/95)

Longest Touchdown: 50, vs. Cincinnati 9/17/95



10 LARRY THOMPSON WR

Height: 5-11

Weight: 170

College: Solano Community College

NFL Experience: 1st Year

How Acquired: Free Agent (CFL 1996)

1995 Games Played/Started: 0/0

Career Games Played/Started: 0/0

Birthdate: May 25, 1971

Birthplace: Fairfield, CA

Residence: North Vancouver, BC

1996: Signed as a free agent on March 15.

CAREER: Played four seasons in the Canadian Football League with the Winnipeg Blue Bombers (1991-92), Saskatchewan Roughriders (1994), and Hamilton Tiger-Cats (1995). Finished his career with 136 receptions for 2,401 yards, a 17.6 average, and 17 touchdowns. Returned 65 punts for a 6.2 yard average and 59 kickoffs for a 17.5 yard average. (all through 1994). **1991:** Played eight game with 17 receptions for 302 yards and four touchdowns. Returned 16 kickoffs for 349 yards and 22 punts for 156 yards. **1992:** Eastern Division All-Star in 1992 after catching a team high 61 passes for 1,192 yards and 10 touchdowns. Had eight receptions for 156 yards versus Edmonton. **1993:** Missed the entire season with a leg injury. **1994:** Signed as a free agent with Las Vegas before signing as a free agent with Saskatchewan. Played 14-of-18 games, missing four with a broken hand. Caught 58 passes for 907 yards and three touchdowns. Had five 100 yard receiving games. Returned 31 kickoffs for 500 yards. **1995:** Caught 76 passes for 1,195 yards and six touchdowns in 1995 for the Hamilton Tiger-Cats after being acquired in a trade.

COLLEGE: Played two seasons at Solano Community College. Named team's Most Outstanding Player both seasons.

PERSONAL: Lettered football and basketball at Fairfield High School in Fairfield, California.

RETIRED JERSEYS

The Seahawks have retired two jerseys in their history. The first was #12 in honor of the fans on December 15, 1984. The jersey was presented to Mr. and Mrs. Randy Ford of Tukwila, who originated the idea. The second was Steve Largent's #80 which was retired on August 12, after Largent's induction into the Pro Football Hall of Fame on July 29.



14 RICK TUTEN

P

Height: 6-2 **Weight:** 221
College: Florida State
NFL Experience: 8th Year
How Acquired: Free Agent (1991)
1995 Games Played/Started: 16/0
Career Games Played/Started: 90/0
Birthdate: January 5, 1965
Birthplace: Perry, FL
Residence: Ocala, FL

1995: NFL's leading punter with a 45.0 average on 83 punts. First Seahawks punter to lead the conference or league. Average broke his own record of 44.52 set in 1993. Now holds the top five single season punting averages. Set franchise records for highest game average, 52.83 at Buffalo, breaking his own record, and for longest punt, 73 yards, at Buffalo, eclipsing the old of 68 set in 1988. Holds the top 14 single game averages and four-of-the-five longest punts. Ranked tied for fifth in the AFC in net at 36.5 yards. Had 21 punts inside the 20 to rank ninth.

CAREER: The most prolific punter in franchise history. Stands alone at the top of the Seahawks punting records after signing as a free agent on October 9, 1991. Ranks first in career average (43.97), while holding the top five single season averages (45.00 in 1995, 44.52 in 1993, 44.07 in 1992, 42.98 in 1991, and 42.91 in 1994), and the top 14 single game averages. Possesses the top four season net averages (38.74 in 1992, 37.27 in 1993, and 36.90, in 1991, and 36.69 in 1994). Ranks first and second in single season punts inside the 20 with 33 in 1994 and 29 in 1992, and is the all-time leader with 112. Also holds the single game mark with five twice. Over his last five full seasons, he leads the NFL in punts (372), gross average (44.10), is second in net average (37.48) and third in inside the 20s (104). Has had only one block in 481 punts. Began his career as a free agent with the San Diego Chargers in 1988 and the Washington Redskins in 1989, but was released prior to the regular season in each case. Has seen regular season action with the Philadelphia Eagles in 1989 and Buffalo Bills in 1990, in addition to the Seahawks. Has four-of-the-five longest punts in franchise history. **1989:** Signed as a free agent with the Philadelphia Eagles for the last two regular season games and averaged 36.6 on seven punts. Played in the wild card playoff game and averaged 38.4 on eight punts. **1990:** Signed with the Buffalo Bills in March as a Plan B Free Agent. Was waived by Buffalo on August 20 and re-signed on September 19. Punted in 14 games, averaging 39.8 yards, with 12 inside the 20 yard line. Played in all three postseason games, including Super Bowl XXV against the New York Giants. Averaged 39.4 yards on nine punts and had one tackle against the Giants. **1991:** Signed as a free agent by Seattle on October 9 after being waived by the Bills on August 20. Third of three punters used during the season. Established new team single-season records with a 43.0 gross average and a 36.9 net average. Ranked second in the AFC in net and was fifth in gross. Averaged 45.8 on five punts, with a career-best long of 60, against the Los Angeles Raiders in his first game. **1992:** Set single-season team records for punts (108), gross punting average (44.1), net punting average (38.7), and punts inside the 20 (29). Set a single-game mark with a 52.5 yard average on six punts at San Diego on October 4. Tied the record for most punts in a game with 11 versus the Philadelphia Eagles (overtime) and for most punts inside the 20 with five versus Denver on November 30. The 108 punts led the NFL and equalled the third-highest single-season effort in NFL history. Finished first in the NFL in In20's. Was second in net average and third in gross average in the AFC. His 65-yard punt at Dallas on October 11 was

the longest of his career and one of 10 punts of at least 55 yards. **1993:** Set a new franchise punting average record for the second time in three seasons. Averaged 44.5 yards on 90 punts to better his 1992 average of 44.1 and his 1991 mark of 43.0. Ranked third in the AFC and fourth in the NFL in gross average. Second in the conference and sixth in the league in net average at 37.3, second in team history only to his 38.7 in 1992. Had 21 punts downed inside the 20, tying for fourth in the conference and 10th in the league. Set a single-game mark with 12 punts in the second Denver game. Included were two punts of over 60 yards, the first Seattle punter to have two 60-plus yard punts in the same game, and four punts inside the 20. Averaged 38.9 yards on his first 28 punts of the season (five games) and 47.1 on his last 62. Topped 50.0 yards per punt (minimum 4 punts) in three games, topped by a 51.4 mark on five punts at Houston. Had a season-long 64-yard punt in the first Kansas City game. AFC Special Teams Player of the Week for the second San Diego game, after averaging 37.0 on 7 punts with a 35.6 net and 3 inside the 20. Suffered the first blocked punt of his career and the first versus the Seahawks since 1989 at Kansas City. **1994:** AFC's Pro Bowl punter. First-team All-NFL as selected by *Sports Illustrated* and NFL Films and first-team All-AFC as chosen by UPI, *Pro Football Weekly/Pro Football Writers Association*. First Seahawks punter so honored. Punted 91 times for a 42.9 gross average and 36.7 net. Ranked second in the NFL in net and was third in gross. Also second with a team record 33 punts inside the 20. Had five-of-eight punts inside the 20 at Washington to tie own team record, and back-to-back games with four. Set single-game team record with a 47.7 net average versus Tampa Bay. Single-game gross high was 49.5 at Indianapolis. Used as the holder on place kicks and scored a two-point conversion against the Buccaneers. Had a two-point pass attempt fall incomplete at Cleveland.

HONORS: **1992,** *Second-Team All-NFL (College and Pro Football Newsweekly); Desenex Golden Foot Award.* **1993,** *AFC Special Teams Player of Week 5 (vs. San Diego).* **1994,** *AFC Pro Bowl squad; First-Team All-NFL (Sports Illustrated, NFL Films); First-Team All-AFC (UPI, Pro Football Weekly/Pro Football Writers Association); Second-Team All-NFL (Associated Press, College and Pro Football Newsweekly, Football Digest, Football News).* **1995,** *AFC Special Teams Player for Week 16 (vs. Oakland 12/17).*

COLLEGE: Two-year letterman at Florida State after lettering two seasons, 1983-84, at the University of Miami. Part of the Hurricanes 1983 National Championship squad. Averaged 38.9 yards on 37 punts as a senior. Had a 41.6 average on 38 punts at Miami in 1984, the fourth-best mark in school history.

PERSONAL: Attended Forest High School in Ocala, Florida. Rick and his wife, Nancy (4/20/90), have a daughter, Kinley (6/1/92), and a son, Chase (1/21/94).

TUTEN'S NFL RECORD

Punting

Club	G/S	No	Yds	Avg	Net	LG	I20	TB	Bk
1989 Philadelphia	2/0	7	256	36.6	33.6	45	1	1	0
1990 Buffalo	14/0	53	2107	39.8	34.2	55	12	4	0
1991 Seattle	10/0	49	2106	43.0	36.9	60	8	3	0
1992 Seattle	16/0	#*108	#*4760	44.1	*38.7	65	#29	8	0
1993 Seattle	16/0	90	4007	44.5	37.3	64	21	7	1
1994 Seattle	16/0	91	3905	42.9	36.7	64	*33	7	0
1995 Seattle	16/0	83	3735	*45.0	36.5	*73	21	8	0
SEATTLE TOTALS	74/0	421	18513	*43.9	*37.4	*73	112	33	1
NFL TOTALS	90/0	481	20876	43.4	37.0	73	125	38	1

PERFECT ATTENDANCE

Howard Ballard on offense and Eugene Robinson on defense did not miss an offensive play in 1995.

SINGLE GAME HIGHS

Punting

Most Punts: *12, vs. Denver 11/28/93

Most Yards: *559, vs. Denver 11/28/93


Highest Average (Min. 3 Punts): *52.83, at Buffalo 10/15/95 (6-317)

Highest Net Average (Min. 3 Punts): *47.7, vs. Tampa Bay 11/20/94 (3-143)

Longest Punt: *73, at Buffalo 10/15/95

Most Inside the 20: +5, 2 Times (Last: at Washington 9/4/94)

*Team Record; + Equals Team Record; # Led NFL



42 CHRIS WARREN RB

Height: 6-2

Weight: 226

College: Ferrum

NFL Experience: 7th Year

How Acquired: Draft (4th round 1990)

1995 Games Played/Started: 16/16

Career Games Played/Started: 94/62

Birthdate: January 24, 1968

Birthplace: Silver Springs, MD

Residence: Fairfax, VA

1995: First player in franchise history to win back-to-back Most Valuable Player awards, as voted by his teammates. Pro Bowl starter and consensus first-team All-AFC and second-team All-NFL. Established new franchise records with eight 100-yard games, 16 total touchdowns and 15 rushing touchdowns. Led the AFC in rushing touchdowns, while finishing second in the NFL to the Dallas Cowboys Emmitt Smith, and was fifth in total touchdowns. Finished second in the AFC in rushing and fourth in the NFL with 1,346 yards on 310 carries for a 4.3 yard average. Now has four consecutive 1,000-yard seasons, the 14th player in NFL history to have four straight. Had his eight 100-yard games in four sets of two. Rushed 24 times for 109 yards against Cincinnati, 115 on 24 with three touchdowns against Denver, 18 for 112 versus San Diego, 23 for 127 at Arizona, 121 on 29 at Jacksonville, a season-high 136 on 29 at Washington, 101 on 18 at Denver, and 105 on 17 with three touchdowns versus Oakland. First player in franchise history to have two three rushing touchdown games in the same season. First back in 38 games to top 100 yards versus San Diego. In addition to one rushing touchdown at Denver, he scored the game-winning touchdown on a 20-yard reception with 49 seconds left. Both came in the fourth quarter and completed the greatest comeback win in franchise history. Equaled his career long with a 52-yard run at Arizona. Added 35 receptions for 247 yards to total 1,593 total yards from scrimmage, second in the AFC.

CAREER: Continues to distinguish himself as one of the top backs in the NFL. Has strung together four consecutive 1,000-yard seasons, one of only 14 players in NFL history to do so. Has finished fifth (1992), third (1993), first (1994), and second (1995) in the AFC in rushing in the last four seasons. Had a franchise record 1,545 yards in 1994 while his 1,346 in 1995 is fourth. Holds another mark with 1,868 total yards from scrimmage set in 1994. Ranks third in team history in rushing yards (5,004) and attempts (1,156). Is second in average gain (4.3), 100-yard games (21), and third in touchdowns (35). His eight 100-yard games in 1995 set a team record, eclipsing his seven in 1994. Has four-of-the-top-seven single game rushing totals in team history and is fourth in combined net yards (8,427) and third in attempts (1,388). Drafted by Seattle on the fourth round in 1990 and was used primarily as a punt and kickoff returner his first two seasons before becoming the starting running back. Is second in both combined kick returns (180) and return yards (2,613). Ranks first in punt returns (94) and

fair catches (60) and is one of only four players in team history to return a punt for a touchdown with a 59-yard return against Indianapolis in 1991. Is third in average (8.71), first in single season fair catches (25 in 1992) and co-holds the record for one game (5). Ranks second in kickoff returns (86) and yards (1,794) again to Bobby Joe Edmonds (101-2,228). Is the only player in franchise history with a rush, reception, punt return, and kickoff return of at least 50 yards. **1990:** Played 16 games as a reserve running back and kick returner. Only player in the NFL to rank in the top five in both punt returns and kickoff returns. Averaged 9.6 on 28 punts to rank third in the AFC and 20.8 on 23 kickoffs to rank fourth. Had a 71-yard kickoff return at Denver, the longest non-scoring play in team history. Set a team single-season record with 16 fair catches, including four at San Diego. Tallied the Seahawks only touchdown on a one-yard run in a 13-10 overtime win over Houston. **1991:** Played 16 games as a reserve running back and kick returner. Made his first career start at running back at Pittsburgh and gained 13 yards on 11 carries in a 27-7 win. Had not carried the ball prior to that game and did not carry it after. Ranked third in the AFC in kickoff returns with a 22.6 yard average, including a 55-yard return against San Diego. Had two other returns of over 40 yards. Finished fourth in punt returns with a 9.3 yard average. Became the fourth player in team history to return a punt for a touchdown with a 59-yarder against Indianapolis. It was Seattle's first touchdown return since 1986. Set a single-season mark with 19 fair catches and tied the one-game mark of five against Pittsburgh. **1992:** Took over as the starting running back in the preseason and proceeded to become only the second player in team history to rush for over 1,000 yards in a single season. Started 16 games and totaled 1,017 yards on 223 carries, a 4.6 yard average, and three touchdowns. Entered the season having gained only 24 career yards on 17 carries. Became one of only eight players in league history to rush for 1,000 yards on a team that won two or fewer games. Had three 100-yard games; 124 at New England, 103 versus the Washington Redskins, and 156 against the Kansas City Chiefs. Also had 97 yards at Denver. Became the first player since 1988 to have three 100-yard games in the same season. Went over the 1,000-yard mark on a 30-yard touchdown run versus San Diego on December 27, but suffered a concussion on his second carry after the scoring run and missed the rest of the game. Had totaled 66 yards on five carries before the injury. Finished fifth in the AFC in rushing and was also fifth in total yards from scrimmage with 1,151, including 134 on 16 pass receptions. Was ninth in kickoff returns with an 18.7 yard average on 28 returns. Set a team record with 1,927 all-purpose yards, 1,017 rushing, 134 receiving, 252 on punt returns, and 524 on kickoff returns, breaking Curt Warner's 1986 mark of 1,822. Had over 100 all-purpose yards in 11-of-16 games, topped by a 191-yard effort against Miami. Returned 34 punts, upping his career total to a team record 94. Also set a single-season record with 25 fair catches, which increased his own career record to 60. **1993:** Started the first 14 games at running back and played in his first Pro Bowl after the season. Inactive the last two games with an abdominal injury, but topped 1,000 yards for the second straight season, only the second time that's occurred in franchise history. Finished the season third in the AFC in rushing with a career-high 1,072 yards on 238 carries, only 16 yards out of second. Seahawks led the AFC in rushing averaging 125.9 yards per game. Was eighth in total yards from scrimmage with 1,171. Had three 100-yard rushing games, 174 on a franchise record 36 carries at New England, 168 on 27 carries versus Phoenix, and 112 on 24 attempts versus Cleveland. The 174 yards was a personal best and the fourth best total in team history and earned him AFC Offensive Player of the Week honors. Tied for fifth in the AFC with 7 rushing touchdowns. Had a 45-yard touchdown run on Seattle's second play of the Phoenix game. Caught 15 passes for 99 yards.

Rushed for a game-high 64 yards on four carries for the AFC in the Pro Bowl. **1994:** AFC's leading rusher with a team record 1,545 yards on 333 carries. Pro Bowl selection and team Most Valuable Player. Finished second in the NFL in rushing to Detroit's Barry Sanders (1,883) and was also runner-up to Sanders in total yards from scrimmage (1,868 to 2,166) and average per carry (4.6 to 5.7). Accounted for 40.2 percent of the Seahawks offense, the league's third-highest figure (Sanders 43.3% and Indianapolis' Marshall Faulk 40.9). Third in the conference in both total touchdowns (11) and rushing touchdowns (9). Only the second Seattle player to lead conference in rushing (Curt Warner 1983 and 1986). Took the lead with three games left and won the title by 195 yards over San Diego's Natrone Means. Broke Warner's 1986 marks for yards (1,481) and total yards from scrimmage (1,822). Tied another mark with seven 100-yard rushing games. Became the first player in franchise history to have 1,000 yards after 12 games and broke Warner's mark in 15 games. The first player in franchise history to have three straight 1,000-yard seasons and the 28th in league history. Is one of only three players whose teams posted losing records in that time. Equalled two other marks with back-to-back 100-yard games and by scoring a touchdown in seven straight games. Tied another with a rushing touchdown in six straight. Posted the AFC's top single-game effort with a personal-best 185 yards on 30 carries at Houston, despite playing with fractured ribs. Yardage and attempt totals were the third highest in a single-game in franchise history. Had 184 yards on 28 carries through three quarters before re-injuring the ribs. Opened the season with 100 yards on 22 carries with two touchdowns at Washington, the first opening game 100-yard effort since 1986. Scored two touchdowns the next week at the Los Angeles Raiders, one rushing and his first receiving. AFC Offensive Player of the Week for 126-yard, one-touchdown effort versus Pittsburgh. Had 117, including a 41-yard run at Kansas City; 122 and a score at Denver; 116, including 114 in the first half, versus Tampa Bay; and 122 against the Los Angeles Raiders. Became the first player in franchise history to have a rushing, receiving, punt return and kickoff return of at least 50 yards after a 51-yard reception at Denver. Reception was part of a single-game best 200 yards from scrimmage. Finished the season with a career-best 41 receptions for 323 yards and two touchdowns receiving. Had 33 catches for 242 yards prior to the season. Capped off his season with 127 yards on 14 carries in the Pro Bowl. Yardage broke the game record of 112 by O.J Simpson in 1973, but was also surpassed by teammate Marshall Faulk, who had 180 yards. Warren broke the record first, but held it for one play.

HONORS: *1990, First-team All-Rookie (Pro Football Weekly, College and Pro Football Newsweekly). 1991, First-team All-AFC (Football News). 1993, AFC Pro Bowl squad; AFC Offensive Player of Week 3 (at New England). 1994, AFC Pro Bowl Squad, Seahawks Most Valuable Player (voted by teammates), First-Team All-AFC (UPI, Pro Football Weekly/Pro Football Writers Association, Football News), Second-Team All-NFL (Associated Press, College and Pro Football Newsweekly, Football Digest), AFC Offensive Player of Week 5 (vs. Pittsburgh 9/25). 1995, AFC Pro Bowl Starter; Seahawks Most Valuable Player (voted by teammates); First-Team All-AFC (Pro Football Weekly/Pro Football Writers Association, United Press International, Football News), Second-Team All-NFL (Associated Press, College and Pro Football Newsweekly, Football Digest); All-Madden Team (selected by FOX-TV's NFL analyst John Madden).*

COLLEGE: School's all-time leader with 4,583 all-purpose yards, despite playing only two seasons. Originally attended the University of Virginia as a defensive back and switched to running back as a sophomore. Transferred to Ferrum prior to his junior season. First-team All-Eastern Collegiate Athletic Conference in



1989 and a *Football News* first-team All-America in 1988. *Roanoke Times & World-News* State College Division Offensive Player of the Year in 1988 and 1989. Finished his career with 3,121 rushing yards, averaged 13.0 yards on 81 punt returns, and 23.3 yards on 54 kickoff returns. Added 60 receptions for a 14.9 yard average and five scores. Had 1,265 yards on 163 carries with 15 touchdowns in 1989 after setting a school record with 1,443 yards on 166 carries and 17 touchdowns as a junior. Led the nation averaging 23.4 yards on 18 punt returns in 1989 and tied an NCAA Division III record with four punt return touchdowns. Had eight total touchdowns of over 50 yards as a senior, including an 80-yard punt return and 92-yard kickoff return for scores against Guilford. Also threw a 66-yard scoring pass. Had 12 career 100-yard games, including seven as a junior. Set the school record with 235 yards, including an 85-yard scoring run, against Rhodes in the 1988 playoffs. Gained 207 yards, aided by a school record 90-yard touchdown run, against Emory and Henry in 1989. Started four-of-seven games at running back for Virginia in 1986. Rushed for 380 yards and accounted for 131.5 all-purpose yards per game after switching to running back after spring practice. Second in voting for the Atlantic Coast Conference Rookie of the Year in 1985 after recording 38 tackles and one interception. Majored in Physical Education.

PERSONAL: Lettered in football, basketball, baseball, and track at Robinson High School in Burke, Virginia. Finished third in the "NFL Run to Daylight Challenge" on June 12, 1994. Chris has two daughters, Ariana and Kayla, and a son, Christopher Collins III.

WARREN'S NFL RECORD

		Rushing					
Club	G/S	Att	Yds	Avg	LG	TD	
1990 Seattle	16/0	6	11	1.8	4	1	
1991 Seattle	16/1	11	13	1.2	7	0	
1992 Seattle	16/16	223	1017	4.6	52	3	
1993 Seattle	14/14	273	1072	3.9	45t	7	
1994 Seattle	16/15	333	*1545	4.6	41	9	
1995 Seattle	16/16	310	1346	4.3	52	*15	
NFL TOTALS	94/62	1156	5004	4.3	52	35	

Receiving

Club	G/S	No	Yds	Avg	LG	TD
1990 Seattle	16/0	0	0	0.0	0	0
1991 Seattle	16/1	2	9	4.5	12	0
1992 Seattle	16/16	16	134	8.4	33	0
1993 Seattle	14/14	15	99	6.6	21	0
1994 Seattle	16/15	41	323	7.9	51	2
1995 Seattle	16/16	35	247	7.1	20t	1
NFL TOTALS	94/62	109	812	7.4	51	3

Punt Returns

Club	G/S	No	FC	Yds	Avg	LG	TD
1990 Seattle	16/0	28	16	269	9.6	39	0
1991 Seattle	16/1	32	19	298	9.3	59t	1
1992 Seattle	16/16	34	25	252	7.4	16	0
1993 Seattle	14/14	0	0	0	0.0	0	0
1994 Seattle	16/15	0	0	0	0.0	0	0
1995 Seattle	16/16	0	0	0	0.0	0	0
NFL TOTALS	94/62	94	60	819	8.7	59t	1

Kickoff Returns

Club	G/S	No	Yds	Avg	LG	TD
1990 Seattle	16/0	23	478	20.8	71	0
1991 Seattle	16/1	35	792	22.6	55	0
1992 Seattle	16/16	28	524	18.7	34	0
1993 Seattle	14/14	0	0	0.0	0	0
1994 Seattle	16/15	0	0	0.0	0	0
1995 Seattle	16/16	0	0	0.0	0	0
NFL TOTALS	94/62	86	1794	20.9	71	0

ADDITIONAL STATISTICS

Special Teams Tackles: 1990 (Seattle) - 9 (8 solo/1 assist); 1991 (Seattle) - 12 (10/2); **Career - 21 (18/3)**.

Special Teams Forced Fumbles: 1990 (Seattle) - 2; 1991 (Seattle) - 1; **Career - 3**.

Special Teams Fumble Recoveries: 1990 (Seattle) - 1.

SINGLE GAME HIGHS

Rushing

Most Attempts: *36, at New England 9/19/93

Most Yards: 185, at Houston 12/11/94

Longest Run: 52, at San Diego 10/4/92; at Arizona 10/29/95

Most Touchdowns: 3, vs. Denver 10/1/95; vs. Oakland 12/17/95

Longest Touchdown: 45, vs. Phoenix 12/19/93

Receiving

Most Receptions: 6, vs. Denver 10/9/94

Most Yards: 78, at Denver 11/13/94

Longest Reception: 51, at Denver 11/13/94

Most Touchdowns: 1, 3 Times (Last: at Denver 12/10/95)

Longest Touchdown: 38, at L.A. Raiders 9/11/94

* Team Record

WARREN'S 100-YARD GAMES

Date	Opponent	Att	Yds	Avg	LG	TD
12/11/94	at Houston	30	185	6.2	33	1
09/19/93	at New England	36	174	4.8	17	1
12/19/93	Phoenix (OT)	27	168	6.2	45	1
11/22/92	Kansas City	20	154	7.7	35	1
11/19/95	at Washington	29	136	4.7	14	1
10/29/95	at Arizona	23	127	5.5	52	0
09/25/94	Pittsburgh	26	126	4.8	28	1
09/20/92	at New England	24	122	5.1	24	1
11/13/94	at Denver	18	122	6.8	23	1
12/18/94	L.A. Raiders	24	122	5.1	33	1
11/12/95	at Jacksonville	27	121	4.5	29	1
10/23/94	at Kansas City	19	117	6.2	41	0
11/20/94	Tampa Bay	16	116	7.3	31	0
10/01/95	Denver	24	115	4.8	18	3
11/14/93	Cleveland	24	112	4.7	20	0
10/22/95	San Diego	18	112	6.2	17	2
09/17/95	Cincinnati	24	109	4.5	30	1
12/17/95	Oakland	17	105	6.2	35	3
11/08/92	Washington	19	103	5.4	36	0

Date	Opponent	Att	Yds	Avg	LG	TD
12/10/95	at Denver	18	101	5.6	24	1
09/04/94	at Washington	22	100	4.5	13	2

By Year: 1992 - 3; 1994 - 3; 1994 - 7; 1995 - 8; Career - 21.

WARREN VS. THE NFL

	G	Att	Yds	Avg	LG	TD	100
Arizona	2	50	295	5.9	52	1	2
Atlanta	1	0	0	0.0	0	0	0
Baltimore	2	40	173	4.3	22	0	1
Buffalo	2	23	64	2.8	9	2	0
Carolina	0	0	0	0.0	0	0	0
Chicago	1	0	0	0.0	0	0	0
Cincinnati	5	81	325	4.0	30	1	1
Dallas	1	7	14	2.0	7	0	0
Denver	12	144	698	4.8	24	5	3
Detroit	2	15	37	2.5	11	0	0
Green Bay	1	0	0	0.0	0	0	0
Houston	3	48	250	5.2	33	3	1
Indianapolis	3	46	162	3.5	13	0	0
Jacksonville	1	27	121	4.5	29	1	1
Kansas City	11	116	499	4.3	41	1	2
Oakland	12	140	576	4.1	35	7	2
Miami	2	13	47	3.6	11	0	0
Minnesota	1	0	0	0.0	0	0	0
New England	4	72	322	4.5	24	2	2
New Orleans	1	0	0	0.0	0	0	0
N.Y. Giants	2	17	53	3.1	13	0	0
N.Y. Jets	2	16	63	3.9	18	0	0
Philadelphia	2	46	142	3.1	18	1	0
Pittsburgh	3	51	182	3.6	28	1	1
St. Louis	1	0	0	0.0	0	0	0
San Diego	12	118	527	4.5	52	6	1
San Francisco	1	0	0	0.0	0	0	0
Tampa Bay	1	16	116	7.3	31	0	1
Washington	3	70	339	4.8	36	3	3

WARREN GAME BY GAME

1990	Opponent	Att	Yds	Avg	LG	TD
12/02	Houston	5	10	2.0	4	1
12/23	Denver	1	1	1.0	1	0
TOTALS (16/0)		6	11	1.8	4	1

1991	Opponent	Att	Yds	Avg	LG	TD
10/20	at Pittsburgh	11	13	1.2	7	0
TOTALS (16/1)		11	13	1.2	7	0

1992	Opponent	Att	Yds	Avg	LG	TD
09/06	Cincinnati	14	49	3.5	8	0
09/13	at Kansas City	12	53	4.4	10	0
09/20	at New England	24	122	5.1	24	1
09/27	Miami	13	47	3.6	11	0
10/04	at San Diego	13	76	5.8	52	0
10/11	at Dallas	7	14	2.0	7	0
10/18	L.A. Raiders	6	18	3.0	5	0
10/25	at N.Y. Giants	10	29	2.9	11	0
11/01	BYE					
11/08	Washington	19	103	5.4	36	0
11/15	at L.A. Raiders	15	63	4.2	16	0
11/22	Kansas City	20	154	7.7	35	1
11/30	Denver (OT)	16	34	2.1	7	0
12/06	at Pittsburgh	14	43	3.1	15	0
12/13	Philadelphia	19	49	2.6	9	0
12/20	at Denver	16	97	6.1	22	0
12/27	San Diego	5	66	13.2	31	1
TOTALS (16/16)		223	1017	4.6	52	3

1993	Opponent	Att	Yds	Avg	LG	TD
09/05	at San Diego	12	38	3.2	12	0
09/12	L.A. Raiders	20	76	3.8	16	1
09/19	at New England	36	174	4.8	17	1
09/26	at Cincinnati	19	75	3.9	13	0
10/03	San Diego	23	32	1.4	11	1

1993	Opponent	Att	Yds	Avg	LG	TD
10/10	BYE					
10/17	at Detroit	15	37	2.5	11	0
10/24	New England	12	26	2.2	4	0
10/31	at Denver	14	53	3.8	16	0
11/07	at Houston	13	54	4.2	10	1
11/14	Cleveland	24	112	4.7	20	0
11/21	BYE					
11/28	Denver	19	95	5.0	18	0
12/05	Kansas City	18	59	3.3	15	1
12/12	at L.A. Raiders	21	73	3.5	13	1
12/19	Phoenix (OT)	27	168	6.2	45	1
12/26	Pittsburgh	Inactive (abdominal muscle pull)				
01/02	at Kansas City	Inactive (abdominal muscle pull)				
TOTALS (14/14)		273	1072	3.9	45	7

1994	Opponent	Att	Yds	Avg	LG	TD
09/04	at Washington	22	100	4.5	13	2
09/11	at L.A. Raiders	21	62	3.0	12	1
09/18	San Diego	14	55	3.9	15	1
09/25	Pittsburgh	26	126	4.8	28	1
10/02	at Indianapolis	23	81	3.5	13	0
10/09	Denver	18	80	4.4	20	0
10/16	BYE					
10/23	at Kansas City	19	117	6.2	41	0
10/30	at San Diego	17	92	5.4	21	1
11/06	Cincinnati (OT)	24	92	3.8	18	0
11/13	at Denver	18	122	6.8	23	1
11/20	Tampa Bay	16	116	7.3	31	0
11/27	Kansas City	22	53	2.4	14	0
12/04	Indianapolis	23	81	3.5	9	0
12/11	at Houston	30	185	6.2	33	1
12/18	L.A. Raiders	24	122	5.1	33	1
12/24	at Cleveland	16	61	3.8	22	0
TOTALS (16/15)		333	1545	4.6	41	9

1995	Opponent	Att	Yds	Avg	LG	TD
09/03	Kansas City	14	56	4.0	15	0
09/10	at San Diego	16	56	3.5	12	0
09/17	Cincinnati	24	109	4.5	30	1
10/01	Denver	24	115	4.8	18	3
10/08	at Oakland	16	57	3.6	22	0
10/15	at Buffalo	23	64	2.8	9	2
10/22	San Diego	18	112	6.2	17	2
10/29	at Arizona (OT)	23	127	5.5	52	0
11/05	N.Y. Giants	7	24	3.4	13	0
11/12	at Jacksonville	27	121	4.5	29	1
11/19	at Washington	29	136	4.7	14	1
11/26	N.Y. Jets	16	63	2.9	18	0
12/03	Philadelphia	27	93	3.4	18	1
12/10	at Denver	18	101	5.6	24	1
12/17	Oakland	17	105	6.2	35	3
12/24	at Kansas City	11	7	0.6	7	0
TOTALS (16/16)		310	1346	4.3	52	15
CAREER (94/62)		1156	5004	4.3	52	35

Bold italics indicates single-game highs



95 DEAN WELLS

LB

Height: 6-3

Weight: 244

College: Kentucky

NFL Experience: 4th Year

How Acquired: Draft (4th round 1993)

1995 Games Played/Started: 14/10

Career Games Played/Started: 43/11

Birthdate: July 20, 1970

Birthplace: Louisville, KY

Residence: Louisville, KY

1995: Played 14 games, starting the last 10 at middle linebacker. Credited with 57 tackles, according to unofficial press box

statistics, and a fumble recovery. Had a season-high 10 tackles in his first start against San Diego. Recovered a fumble at Washington. Inactive for games two and three with an elbow injury.

CAREER: Fourth-round 1993 draft choice who can play all three linebacking positions. Used primarily on special teams his first two-and-a-half seasons, before moving into the starting lineup due to an injury to Tyronne Stowe in 1995. Totals 80 tackles on defense and 32 on special teams. **1993:** Played 14 games and started at Houston in the nickel defense. Inactive against Cleveland and Denver due to a foot injury. Finished the season with 15 tackles and two tackles for loss on defense and 11 tackles on special teams, according to unofficial press box statistics. **1994:** Played 15-of-16 games, missing the Cincinnati game with an ankle sprain. Led team with 16 special teams tackles, according to unofficial press box statistics, including 14 solo stops. Backup middle linebacker and performer on short-yardage and goalline units.

COLLEGE: Four-year letterman and three-year starter. Four-time first-team All-Southeastern Conference All-Academic choice. Second player in school history to be a four-time all-academic pick. Finished his career with 206 total tackles, 26 tackles for loss, 17 quarterback sacks, and four blocked kicks, two punts and two field goals. Holds school records for most sacks in a season with 10 and in a game with five versus Indiana, both in 1992. Established career highs in 1992 with 71 tackles, 15 tackles for loss, and 10 sacks. Played both strong outside linebacker and defensive tackle as a junior and was credited with 43 tackles and four sacks. Co-Defensive Lineman of the Year as a sophomore after registering 68 tackles. Redshirted in 1988. Played in the Blue-Gray and Senior Bowls after his senior season. Graduated at the end of the 1992 spring semester with a degree in Marketing.

PERSONAL: Lettered in football, basketball, and track at Holy Cross High School in Louisville, Kentucky. Team captain in football and was a National Honor Society member. Has been active with the DARE (Drug Awareness and Resistance Education) program, Big Buddies, Kentucky Special Olympics, and SMART (Science Math Achievement Rising Talent).

WELLS' NFL RECORD


Defense

Club	G/S	Tkl	So	Ast	T/L	QB	PD	FF	FR
1993 Seattle	14/1	15	13	2	2.0	0.0	0	0	0
1994 Seattle	15/0	8	7	1	0.0	0.0	0	0	0
1995 Seattle	14/10	57	38	19	0.5	0.0	3	0	1
NFL TOTALS	43/11	80	58	22	2.5	0.0	3	0	1

Tackles for loss includes sacks.

ADDITIONAL STATISTICS

Special Teams Tackles: 1993 (Seattle) - 11 (10 solo, 1 assisted); 1994 (Seattle) - 16 (14/2); 1995 (Seattle) - 5 (4/1); **Career - 32 (28/4).**



33 DARRYL WILLIAMS S

Height: 6-0

Weight: 191

College: Miami

NFL Experience: 5th Year

How Acquired: UFA (Cincinnati 1996)

1995 Games Played/Started: 16/16

Career Games Played/Started: 64/60

Birthdate: January 7, 1970

Birthplace: Miami, FL

Residence: Cooper City, FL

1996: Signed as an unrestricted free agent on February 21. Signing reunites him with his former college coach Dennis Erickson.

CAREER: Played 64 straight games, starting the last 60 at free safety for Cincinnati before signing with the Seahawks. Was the second of two Cincinnati first-round draft choices in 1992 and was the 28th player picked overall. Durable player who saw action on 99.2 percent of the defensive plays from 1993-95 (3,205-of-3,231). Led team in tackles in 1993 with a career best 123 and was second in 1994 with 102 and 1995 with 98, just missing three straight 100-tackle seasons. Intercepted nine passes, returning one 97 yards for a touchdown versus Pittsburgh in 1993, the second-longest return in team history. Credited with 401 tackles, six quarterback sacks, 43 passes defended, five forced fumbles and six fumble recoveries. **1992:** Took over as the starter after four games and earned consensus all-rookie honors. Four interceptions are still a single-season best. **1993:** Started 16 games and played 1,042-of-1,052 (99.1%) of the defensive snaps. Played every snap in 13 games, including 448 over the last seven games. Leading tackler with a career-high 123 and added two sacks. Had a 97-yard interception return touchdown against Pittsburgh, the second-longest in team history. **1994:** Started 16 games and played 1,046-of-1,053 snaps (99.3%). Second in tackles with 102. Had 12 tackles, a team season high, versus Pittsburgh. Picked off two passes and was credited with two sacks. **1995:** Started 16 games and played 1,117-of-1,126 snaps (99.2%). Totaled 98 tackles, 10 passes defended, one sack, and one interception. Added a team high three fumble recoveries. Had an interception and blocked a punt for a safety at Houston to stop a 10-game losing streak. Had 10 games against both Indianapolis and Houston. Led team in both special teams tackles with 14 and solo stops with 10.

HONORS: **1992**, *First-Team All-Rookie (College and Pro Football Newsweekly)*.

COLLEGE: Three-year letterman and two-year starter. First-team All-America choice by Associated Press, Kodak, and Walter Camp Foundation as a junior. Finished his career with 173 tackles, eight interceptions, four fumble recoveries and three blocked kicks. Returned two of the interceptions for touchdowns, both in 1991. Lettered as a true freshman on a national championship team in 1989. Also won a national title in 1991. Education major.

PERSONAL: Football and track letterman at American High School in Miami, Florida. All-district and all-state in football. Had a school record 92-yard interception return as a senior. Darryl and his wife, Marlina, have a son, Darryl, Jr. (4/8/96).

WILLIAMS' NFL RECORD

Defense

	Club	G/S	Tkl	So	Ast	T/L	QB	PD	FF	FR
1992	Cincinnati	16/12	78	70	8	n/a	2.0	13	2	1
1993	Cincinnati	16/16	123	95	28	n/a	2.0	12	1	0
1994	Cincinnati	16/16	102	87	15	n/a	1.0	8	2	2
1995	Cincinnati	16/16	98	78	20	n/a	1.0	10	0	3
NFL TOTALS		64/60	401	330	71	n/a	6.0	43	5	6

Interceptions

	Club	G/S	No	Yds	Avg	LG	TD
1992	Cincinnati	16/12	4	65	16.3	30	0
1993	Cincinnati	16/16	2	126	63.0	97t	1
1994	Cincinnati	16/16	2	45	22.5	33	0
1995	Cincinnati	16/16	1	1	1.0	1	0
NFL TOTALS		64/60	9	237	26.3	97t	1

SINGLE GAME HIGHS

Defense

Tackles (Solos and Assists): 15, vs. San Diego 9/18/94 (10+5)


Tackles For Loss (Includes sacks): 3.0, at San Diego 10/30/94

Sacks: 1.0, 5 Times (Last: at San Diego 10/30/94)

Interceptions: 1, 5 Times (Last: at San Diego 9/10/95)

Forced Fumbles: 1, 8 Times (Last: at Washington 11/19/95)

Fumble Recoveries: #2, at Denver 9/15/91



90 TERRY WOODEN LB

Height: 6-3 **Weight:** 239
College: Syracuse
NFL Experience: 7th Year
How Acquired: Draft (2nd round (a) '90)
1995 Games Played/Started: 16/16
Career Games Played/Started: 80/78
Birthdate: January 14, 1967
Birthplace: Hartford, CT
Residence: Kirkland, WA

1995: Started 16 games at strong outside linebacker and had his third straight outstanding season. Led team in tackles with 135, according to unofficial press box statistics, the most since 1981, and fifth best in history. His 114 solo tackles set a franchise record breaking the old of 110 set by Terry Beeson in 1977. Led team in tackles eight times, including five-of-the-last-seven games. Totaled 14 tackles at Arizona, one off his career high, and had at least 10 in six other games. Co-led with Michael Sinclair in tackles for loss with a career-best 10.5. Had five in a three-game stretch. Added an interception at San Diego to set up a touchdown and forced a fumble at Washington. Contributed a fourth-and-goal stop at the one in the first quarter at Denver helping set the stage for the greatest comeback win in franchise history. Voted the winner of the Steve Largent Award, which is given to the player who best exemplifies the spirit, dedication, and integrity of the Seattle Seahawks.

CAREER: Ranks as one the best all-around linebackers in the NFL. Has three straight 100-tackle seasons and four-in-five years. Has led the team twice in 1991 (100) and 1995 (135), and was second in both 1993 (106) and 1994 (127). Has 33.5 tackles for loss in his last three seasons and intercepted a franchise linebacker record three passes in 1994. Scored the first touchdown of his career with a 69-yard interception return at Washington in 1994. Recovered a team record two fumbles at Denver in 1991. Responsible for the quickest touchdown in franchise history when his forced fumble was returned by Robert Blackmon 14 seconds into a 1993 game versus the Cleveland Browns. Has been the starter at outside linebacker since his rookie season of 1990. Chosen 29th overall by the Seahawks with the fourth pick on the second round. The pick was obtained from the New England Patriots on draft day 1990 along with the Patriots first round pick (#3 overall) in exchange for Seattle's two first-round (#8 and #10) and third-round 1990 choice, and a fourth-round 1991 choice.

1990: Started the first eight games and was credited with 34 tackles on defense and five on special teams, according to unofficial press box statistics. Had eight tackles at New England and at least five in three other games. Injured his knee on kickoff coverage against San Diego and missed the last eight weeks on injured reserve. **1991:** Played 16 games, starting 15, at left outside linebacker. Did not start at Atlanta as Seattle opened with six defensive backs. Led the team in tackles with 105, according to unofficial press box statistics. Had a career-high 11 tackles against the San Diego Chargers and had at least seven in eight games. Tied Tony Woods for the team lead with four fumble recoveries and equalled a team record with two at Denver. Credited with nine tackles for loss and had two sacks. **1992:** Started the first eight games at left outside linebacker. Underwent arthroscopic knee surgery during the bye week and missed the last eight games on injured reserve. Ranked as the team's second-leading tackler with 55, according to unofficial press box statistics, at the time of his injury. Established new single-game career-highs in tackles in each of the two games prior to his surgery with 12 against the Los Angeles Raiders and 13 at the New York Giants. Forced a fumble

against the Cincinnati Bengals and had his first career interception versus the Miami Dolphins. That theft came at the Miami six and set up a touchdown. Ed Block Courage Award winner, which is given to the player who has overcome the most in continuing his career. **1993:** Started 16 games at left outside linebacker and set career highs in tackles (106), tackles for loss (10.5), sacks (2.5), and forced fumbles (3) on defense, according to unofficial press box statistics, and added two special teams tackles. Finished second in tackles and tackles for loss. Had at least seven tackles in 10-of-16 games, including two games with 10 tackles. Had 2.5 tackles for loss at Houston. Forced a fumble on a sack on the first play of the Cleveland game that was returned by Robert Blackmon for a touchdown. Score came 14 seconds into the game, fastest in franchise history. Also recovered a fumble versus the Browns.

1994: Started 15-of-16 games at left linebacker. Finished second on the team in tackles with a career high 127, according to unofficial press box statistics, one behind Rod Stephens. Co-led team with 12.5 tackles for loss and three interceptions. Equalled the team record for most interceptions by a linebacker. Started off the season by recovering a fumbled punt on the Redskins 12 at Washington setting up the season's first touchdown. Intercepted a pass in the second quarter in that same game and returned it 69 yards for his first career touchdown. Picked off another pass the next week in Los Angeles to set up another touchdown. Had his third interception at Denver. Recovered a fumble against Tampa Bay stopping a drive at the Seahawks six in a 22-21 win. Led team in tackles eight times and was second once. Led in tackles four straight weeks, games three through six. Totaled 51 tackles in that stretch, including a career-high 15 versus San Diego. Had 12 in three other games. Had five such games entering 1994. Credited with a personal best three tackles for loss at San Diego, including a sack.

HONORS: *1990, First-team All-Rookie (Football Digest). 1992, Ed Block Courage Award (voted by teammates). 1995, Steve Largent Award.*

COLLEGE: Three-time Eastern Collegiate Athletic Conference pick. Starter since the fifth game of his freshman season. Finished his career with 278 tackles, 23 sacks, seven interceptions, and five fumble recoveries. Ranked second in sacks and ninth in tackles in school history. Posted career highs in tackles with 83, including 35 solo, and in sacks with nine in 1989. Team co-captain as a senior. Had 12 tackles and one-and-a-half sacks against Penn State and



two sacks against Rutgers. Totaled 74 tackles, seven sacks, and four interceptions in 1988. Graduated with a degree in Sociology.

PERSONAL: Attended Farmington High School in Farmington, Connecticut. His brother, Jo Jo, started four years at linebacker for Syracuse.

WOODEN'S NFL RECORD

Club	G/S	Defense							
		Tkl	So	Ast	T/L	QB	PD	FF	FR
1990 Seattle	8/8	39	26	13	2.0	0.0	1	0	0
1991 Seattle	16/15	105	80	25	9.0	2.0	4	1	4
1992 Seattle	8/8	55	37	18	5.5	0.0	2	1	0
1993 Seattle	16/16	106	73	33	10.5	2.5	9	3	1
1994 Seattle	16/15	127	94	33	12.5	1.5	7	2	1
1995 Seattle	16/16	135	114	21	10.5	0.0	8	1	0
NFL TOTALS	80/78	567	424	143	50.0	6.0	31	8	6

Tackles for loss includes sacks.

ADDITIONAL STATISTICS

Interceptions: 1992 (Seattle) - 1 for 3 yds; 1994 (Seattle) - 3 for 78 yds., 69 long, 1 TD; 1995 (Seattle) - 1 for 9 yds; **Career** - 5 for 90 yds., 69 LG, 1 TD.

SINGLE GAME HIGHS

Defense

Tackles (Solos and Assists): 15, vs. San Diego 9/18/94 (10+5)

Tackles For Loss (Includes sacks): 3.0, at San Diego 10/30/94


Sacks: 1.0, 5 Times (Last: at San Diego 10/30/94)

Interceptions: 1, 5 Times (Last: at San Diego 9/10/95)

Forced Fumbles: 1, 8 Times (Last: at Washington 11/19/95)

Fumble Recoveries: #2, at Denver 9/15/91

Equals Team Record



15 MANLEY WOODS WR

Height: 6-3

Weight: 169

College: New Mexico

NFL Experience: 1st Year

How Acquired: Free Agent (1995)

1995 Games Played/Started: 0/0

Career Games Played/Started: 0/0

Birthdate: July 28, 1972


Birthplace: Gardena, CA

Residence: Gardena, CA

1995: Spent 11 weeks on the practice squad after signing as a free on April 25. Played with the Rhein Fire in the World League and caught 14 passes for 116 yards, and no touchdowns.

COLLEGE: Four-year letterman. Finished his career second in school history with 1,648 kickoff return yards. Averaged 21.1 yards on 78 career returns in 38 games. Started 17 times. Caught 79 passes for 1,425 yards, an 18.0 yard average, and 11 touchdowns. Single-season high 39 receptions for 782 yards came as a sophomore in 1991. Averaged 20.1 yards per reception with three touchdowns. Had three 100-yard receiving games, including the first two games of the season. Caught eight passes for 143 yards and one score versus Texas-El Paso and six for 133 yards against Hawaii. Also had 113 on three versus San Diego State. Tied the school record with 31 kickoff returns. Averaged 22.0 yards on 25 kickoff returns in 1990. Hampered by a thumb injury as a senior, but returned to catch a key fourth quarter touchdown pass in a 25-21 win over Texas-El Paso. Single-game high 142 kickoff return yards, on five returns, came versus Texas Christian as a senior. Played in the Blue-Grey Game. Graduated with a degree in Communications.

PERSONAL: Played wide receiver and safety at Gardena High School in Gardena, California. Caught 49 passes for 12 touchdowns as a senior.




KENDALL
Riddell

DRAFT CHOICES AND FREE AGENTS

93 Wilson

SEAHAWKS 1996 DRAFT CHOICES

- 1a. (choice traded to Houston Oilers on April 20, 1996)
 1b. (choice traded to Detroit Lions on April 20, 1996. Choice from Houston Oilers.)
- 1c. **Pete Kendall** **T** **6-5** **292** **Boston College**
 (choice from Detroit Lions on April 20, 1996)
2. **Fred Thomas** **CB** **5-9** **172** **Tennessee-Martin**
- 3a. **Robert Barr** **T** **6-4** **307** **Rutgers**
- 3b. **Reggie Brown** **FB** **6-0** **233** **Fresno State**
 (choice from Kansas City Chiefs through Detroit Lions on April 20, 1996)
- 4a. **Phillip Daniels** **DE** **6-5** **263** **Georgia**
 (choice from New York Giants through Dallas Cowboys, Miami Dolphins, and Jacksonville Jaguars on April 21, 1996)
- 4b. (choice traded to Jacksonville Jaguars on April 21, 1996)
- 4c. **Eric Unverzagt** **LB** **6-1** **236** **Wisconsin**
 (compensatory choice for a net loss of free agents in 1995)
 5. (choice traded to Jacksonville Jaguars on April 21, 1996)
- 6a. **Reggie Green** **G** **6-5** **310** **Florida**
- 6b. **T.J. Cunningham** **CB** **6-0** **191** **Colorado**
 (compensatory choice for a net loss of free agents in 1995)
7. **Johnie Church** **DE** **6-3** **259** **Florida**



65 PETE KENDALL **G**
 Ht: 6-5 Wt: 292 D1c
 Boston College Born: 7/9/73

COLLEGE: Four-year starter. First-team All-Big East selection as a junior and senior. All-New England as a junior. Moved to left tackle for his last three seasons after starting at right guard as a freshman. Freshman All-America pick by Football News in 1992. Redshirted in 1991. Graduated

in May 1995 with a degree in Marketing.

PERSONAL: Consensus All-America, Gatorade Circle of Champions, state of Massachusetts and New England Player of the Year at Archbishop Williams High in Weymouth, Massachusetts. All-Scholastic pick by the *Boston Globe*, *Boston Herald*, and *Patriot-Ledger*. One of 11 players to earn National Football Foundation and Hall of Fame Scholar-Athlete Award recognition. Also earned All-Catholic Central League honors at first base. Father played football at Rhode Island and is a member of the Quincy, Massachusetts police department. Born in Quincy.




22 FRED THOMAS **CB**
 Ht: 5-9 Wt: 172 D2
 Tennessee-Martin Born: 9/11/73

COLLEGE: All-Ohio Valley Conference first-team selection in 1995. Recorded 69 tackles with seven for losses and four interceptions in 1995 and returned 12 kickoffs for a 22.3-yard average. Picked off three passes, returning one for a touchdown, all in the first half against

Tennessee State. Had a 70-yard punt return touchdown versus Morehead State. Transferred to Tennessee-Martin prior to the start of the season. Played in seven games with three starts for the University of Mississippi in 1994. Returned an interception 83

yards for a touchdowns against the University of Florida. Played two seasons at Northwest Mississippi Community College in Senatobia, Mississippi, playing both wide receiver and cornerback. Caught 21 passes for a 26.8 yard average, and two scores, and returned four kicks for touchdowns. Earned Junior College All-America honorable mention honors as a wide receiver in 1993. All-state selection as a defensive back in 1992. Criminal Justice major.

PERSONAL: Prep all-state selection in football, basketball and track at Bruce High School in Bruce, Mississippi. Earned three letters in each sport. Born in Bruce.




64 ROBERT BARR T

Ht: 6-4 Wt: 307 D3a
Rutgers Born: 6/7/73

COLLEGE: First-team All-Big East choice as a senior. Two-year starter at right tackle after redshirting in 1993. Played two seasons at Nassau Community College in Garden City, New York, before transferring. Earned All-America second-team selection by *J.C. Gridwire Magazine* in 1992.

Teams compiled a 21-1 record. Environmental and Business Economics major.

PERSONAL: All-conference choice at Hanover Area High School in Wilkes-Barre, Pennsylvania. Born in Neptune, New Jersey.



34 REGGIE BROWN FB

Ht: 6-0 Wt: 233 D3b
Fresno State Born: 6/26/73

COLLEGE: Two-year letterman after transferring from the College of the Desert in Palm Desert, California. Scored 28 touchdowns in 23 games over two seasons at Fresno State. Ranks fifth on the school's career list. Led the team in rushing with 719 yards

on 131 carries (5.5 avg) and nine touchdowns as a senior. Caught 18 passes for 183 yards and three scores. Also led in scoring with 72 points on 12 touchdowns. Had three touchdowns in a win over the University of California and carried 21 for 144 yards versus UCLA. Scored in nine straight games over his junior and senior seasons. Second-team All-Western Athletic Conference as a junior in 1994. Led the conference in touchdowns with 16 and in scoring with 96 points. Rushed for 412 yards on 107 carries (3.9 avg). Career high 161 yards, on 35 carries, with three touchdowns came versus San Diego State. Played two seasons at College of the Desert in Palm Desert, California. Earned All-Foothill Conference honors as a sophomore when he rushed for 777 yards on 110 carries and 13 touchdowns. Speech Communications major.

PERSONAL: Earned all-state honorable mention at Henry Ford High School in Detroit, Michigan. Played wide receiver, safety and quarterback. Born in Highland Park, Michigan.

ONLY ONE

The Arizona Cardinals are the only team that the Seahawks have not defeated in the regular season in their history. Arizona has won all five previous meetings.




93 PHILLIP DANIELS DE

Ht: 6-5 Wt: 263 D4a
Georgia Born: 6/26/73

COLLEGE: Four-year letterman and three-year starter. Finished his career with 244 tackles, 18 tackles for loss, and 12 sacks. Started at defensive end as a senior, linebacker as a junior, and defensive tackle as a sophomore. Collected a personal-high 87 tackles as a junior and tied for the team lead

with five sacks. Had 82 tackles as a senior. One of only three true freshmen to letter in 1992, playing outside linebacker. Majored in Social Work.

PERSONAL: All-state honorable mention at Seminole County High School in Donalsonville, Georgia. Started at quarterback, along with playing linebacker and kicking. Led team to state playoff as a senior. Had 60 tackles and an interception on defense, while passing for 984 yards and rushed for 984 more. Also lettered in basketball and baseball. Played in Georgia High School All-Star Game. Born in Donalsonville.




47 ERIC UNVERZAGT LB

Ht: 6-1 Wt: 236 D4c
Wisconsin Born: 12/18/72

COLLEGE: Three-year starter at inside linebacker. Collected 279 tackles with three forced fumbles, two fumble recoveries, and five interceptions. One of four team captains. Finished his career with 296 total tackles, 26 tackles for loss, and five sacks. Had 19 tackles versus

Purdue University as a senior. Honorable mention All-Big Ten as a senior after totaling 103 tackles and 12 tackles for loss. All-conference second-team as a junior. Finished second on the team with 105 tackles. Named conference Player of the Week versus Michigan after making eight tackles and intercepting two passes. Recorded 75 tackles as a sophomore. Redshirted in 1992. Played in 11 games on special teams as the punt deep snapper as a freshman. Recreation major.

PERSONAL: All-state selection at Central Islip High in Central Islip, New York. Played linebacker and running back. Four-time all-league choice in baseball. Born in Central Islip, New York.



62 REGGIE GREEN G


Ht: 6-5 Wt: 310 D6a
Florida Born: 11/23/73

COLLEGE: Four-year starter. Played left guard as a his senior after starting at right tackle as a junior and left tackle as a sophomore and freshman. Recipient of Florida's Most Unselfish Award in 1995. Team captain as a senior. Started at right tackle for six games as a junior. Started 11-of-13

games at left tackle as a sophomore. Sophomore All-America

selection by *Football News* and All-SEC choice. Missed only one play as a true freshman starter. First true freshman to start at tackle since Lomas Brown (Arizona Cardinals) in 1981. Fabulous Freshman first-team pick by *USA Today*. Sociology major.

PERSONAL: Consensus high school All-America and all-state selection at Southeast High in Bradenton, Florida. Played in the Florida-Georgia all-star game. Also lettered in baseball. Born in Bradenton.




21 T.J. CUNNINGHAM S

Ht: 6-0 Wt: 191 D6b
Colorado Born: 10/24/72

COLLEGE: Switched to the defensive secondary before his junior season after playing wide receiver his first two years. Started every game at right cornerback in 1995 earning All-Big Eight first-team honors by *Football News*. Collected 60 tackles with 19 passes defended and two

interceptions as a senior. Set school and conference records for passes defended. Played in eight games at free safety as a junior. Caught five passes for 68 yards as a sophomore while starting one game. Started seven games at flanker as a freshman with 16 receptions for 171 yards, and returned eight kickoffs for a 15.4-yard average. Redshirted in 1991. Communications major.

COLLEGE: All-state selection at Overland High School in Aurora, Colorado. Set school records for career rushing yards (1,999), touchdowns (35), and points (212). Also lettered in track. His uncle, Don Latimer, played defensive tackle for the Denver Broncos (1978-83) and was Denver's first-round draft choice in 1978. Full name is Anthony Cunningham, Jr. Born in Chicago, Illinois.



68 JOHNIE CHURCH DE

Ht: 6-3 Wt: 259 D7
Florida Born: 1/1/74

COLLEGE: Four-year letterman. Recorded 148 tackles, 27.0 tackles for loss, and 14 sacks in his career. Played right end as a freshman, junior, and senior, and left end as a sophomore. Started 10 games at right end as a senior. Collected 30 tackles, 8.5 tackles for loss, and 4.5 sacks in

1995. Had 2.5 sacks versus Vanderbilt University. Saw action as a reserve at both left and right end during his sophomore and junior seasons. Started the last eight games as a freshman earning Freshman All-America honors from *USA Today* in 1992. Had 10 tackles in his first start and totaled a career single-game high 13 versus the University of Louisville. Ended the season with a season-high 61 tackles, with eight tackles for loss, and four sacks. Human Resource Development major

COLLEGE: *Blue Chip* first-team All-America choice and all-state as a tight end at Cypress Lakes High School in Ft. Myers, Florida. Also played linebacker. Named Southwest Florida Player of the Year as a senior. Played in the Florida-Georgia all-star game. Johnie and his wife, Maria (11/24/92), have two children, Britnee (1/2/90) and Brooke (11/5/93). Born in Ft. Myers, Florida.

COLLEGE FREE AGENTS

63 FRANK BEEDE

Ht: 6-4

Wt: 292

G

Panhandle State

COLLEGE: Second-team NAIA Division I All-America choice by the NAIA Division I Selection Committee. First-team All-Oklahoma Intercollegiate Conference choice after transferring from the University of California prior to the start of the season. Played for current Seahawks assistant coach Keith Gilbertson at California. Lettered two seasons at guard for Gilbertson after beginning his career as a center. Played as a reserve in 1992 after redshirting in 1991. Majored in History.

PERSONAL: Lettered in football, wrestling, and track at Antioch High School in Antioch, California. League heavyweight wrestling champion as a senior. Born May 1, 1973, in Antioch.

48 CLARENCE BENFORD

Ht: 6-3

Wt: 249

TE

Albany State

COLLEGE: Two-time first-team Sheridan Black College All-America choice. Three-time first-team All-Southern Intercollegiate Conference selection. First-team CoSIDA All-America choice in 1994. Started all 45 career games after redshirting in 1991. Caught 111 passes for 1,447 yards, a 13.0 average, and 20 touchdowns. Had a single-season best 38 catches for 461 yards and nine scores in 1994. Had three touchdown receptions versus Kentucky State in 1995. Career high 106 yards came versus Savannah State as a senior. Criminal Justice major.

PERSONAL: All-District and all-conference choice in football at Windsor Forrest High School in Windsor Forrest, Georgia. Born August 18, 1973, in Frankfort, Germany.

60 GREG BLOEDORN

Ht: 6-6

Wt: 278

C

Cornell

COLLEGE: Two-year starter. First-team All-Ivy League choice as a senior. Began his career as a tight end. Graduated with a degree in Economics.

PERSONAL: Attended Glenbard South High School in Glen Ellyn, Illinois, lettering in football, basketball, and track. Born November 15, 1972, in Elmhurst, Illinois.

61 WILLIE BROWN

Ht: 6-0

Wt: 212

LB

Temple

COLLEGE: Second-team All-Big East as a senior. Started all 11 games and was credited with 123 total tackles. seven tackles for loss, and three sacks. Had 16 tackles versus Virginia Tech. Lettered three seasons at the University of Alabama from 1991-93, before transferring. Started 9-of-11 games in 1993 had had 55 tackles. Lettered on special teams as a true freshman in 1991. Played 45 games, with 20 starts, in his collegiate career and totaled 216 tackles, 13 tackles for loss, and 10 sacks. Enrolled in the College of Arts and Sciences.

PERSONAL: Attended Henniger High School in Syracuse, New

York. Named New York Upstate Player of the Year and winner of the Bobby Dodd Award given by the Atlanta Touchdown Club to the premiere prep player in each state. Team went 11-0 and won the state title his senior season. Credited with 135 tackles and six interceptions, three of which he returned for touchdowns. Also lettered in basketball. Born May 19, 1972, in Syracuse.

11 MARC COLLINS

P

Ht: 6-4

Wt: 209

Eastern Kentucky

COLLEGE: First-team All-Ohio Valley Conference punter and second-team kicker as a junior and a senior. Second-team choice as a kicker as a sophomore. Finished his career with 215 points on 125-of-131 PATs and 30-of-45 field goals. Averaged 40.8 yards on 110 punts with a 39.1 yard net average. Had a single-season best 80 points in 1994 with 12-of-16 field goals and 44-of-45 PATs. Punted 50 times as a senior for a 42.4 average and 39.9 net. Averaged 39.5 gross and 38.4 net as a junior. Public Relations major.

PERSONAL: Lettered in football, basketball, and tennis at Lloyd Memorial High School in Erlanger, Kentucky. Born April 24, 1974, in Covington, Kentucky.

43 JIMMY GARY

RB

Ht: 5-11

Wt: 209

West Virginia

COLLEGE: Three-year letterman. Finished his career with 1,104 yards on 268 attempts, a 4.1 yard average, and nine touchdowns. Added 16 receptions for 157 yards. Started 9-of-11 games as a senior and rushed for a single-season high 504 yards on 132 carries, a 3.8 average, and six touchdowns. Added six receptions for 92 yards. Rushed 25 times for 100 yards versus the University of Miami in 1995. Single-game high 119 yards came on 19 carries against Syracuse University in 1994. Majored in Business.

PERSONAL: Played running back, linebacker, and kicked at Okeechobee High School in Okeechobee, Florida. Also lettered in basketball and track. His cousin, Cleveland Gary, was a first-round first-round draft choice of the Los Angeles Rams in 1989 and also played with the Dallas Cowboys and Miami Dolphins. Born November 7, 1972, in Stuart, Florida.

28 DOU INNOCENT

RB

Ht: 5-11

Wt: 212

Mississippi

COLLEGE: School's second all-time leading rusher with 2,387 yards on 511 carries with 12 touchdowns, and 10 100-yard games. Also caught 43 passes for 391 yards and two scores. Rushed for 910 yards and four scores as junior and 868 yards as a senior. Started the last six games of his junior season and topped 100-yards in all six. Had four 100-yard games as a senior, including a school record 242 yards on 39 carries versus Mississippi State. Carry total was one off the school record. Named co-player of the year as a junior. Played as a reserve in 1991 before starting the first two games as a sophomore. Redshirted in 1993. Played in the Blue-Gray and Senior Bowl after his senior season. Majored in Criminal Justice.

PERSONAL: Broward County Player of the Year as a senior at Ely High School in Pompano Beach, Florida, rushing for 1,531 yards and 21 touchdowns. Lettered four years in football, three in track, and two in basketball. Born July 9, 1972, in Pompano Beach.

7 JON KITNA QB
Ht: 6-2 Wt: 217 Central Washington

COLLEGE: First-team NAIA All-America choice as a senior and first-team All-Mt. Rainier League. Started 14 games and led the Wildcats to the NAIA Championship game. Completed 364-of-576 passes for 4,616 yards with 42 touchdowns and 14 interceptions. Surpassed 300 yards eight times topped by 455 yards and four touchdowns versus Western Washington in 1995. Had 454 yards versus Whitworth. Career best 456 yards and seven touchdowns came versus Pacific Lutheran in 1994. Had six touchdown passes versus Pacific Lutheran in 1993. Finished his career with completing 911-of-1,550 passes, 58.8%, for 12,353 yards, 99 touchdowns and 59 interceptions in 43 games. Had 17 games over 300 yards. Threw for 93 touchdowns and 47 interceptions in his last three seasons. Graduated with a degree in Math Education.

PERSONAL: Football, basketball, and baseball letterman at Lincoln High School in Tacoma, Washington. Jon and his wife, Jennifer, were married on August 13, 1994. Born September 21, 1972, in Tacoma.

76 RIDDICK PARKER (1) DT
Ht: 6-3 Wt: 274 North Carolina

1996: Signed as a free agent on July 8. Played the 1996 World League season with the Rhein Fire and was credited with 11 tackles. Went to camp with the San Diego Chargers in 1995 after signing as a free agent on April 28. Was waived on August 22.

COLLEGE: Four-year letterman. Started all 11 regular season and one postseason game as a senior at defensive tackle. Credited with 41 tackles, four tackles for loss, and two sacks. Finished his career with 96 tackles, eight tackles for loss, and five sacks. Played in 10 games as a true freshman tackle in 1990 and 11 in 1991 at nose tackle. Redshirted in 1992. Majored in History.

PERSONAL: Two-way All-District lineman at Southampton High School in Courtland, Virginia. Lineman of the Year as a senior. Also lettered in track. Born November 20, 1972, in Emporia, Virginia.

16 GRAYSON SHILLINGFORD WR
Ht: 6-0 Wt: 192 British Columbia


COLLEGE: Three-year letterman. Finished career with 93 receptions for 1,456 yards and 14 touchdowns. Led team with 54 receptions for 843 yards and 10 scores in 1995. Also averaged 16.4 yards on 16 punt returns with two touchdowns and added two rushing touchdowns on 22 attempts. Career punt return average was 9.5 on 60 returns and 17.1 on 48 kickoff returns. Majored in Art.

PERSONAL: Attended Father Henry Carr High School in Toronto, Ontario, Canada. Born December 25, 1974, in Toronto.

69 GRANT WILLIAMS T
Ht: 6-7 Wt: 323 Louisiana Tech

COLLEGE: Two-year starter after transferring from Hinds Community College in Hinds, Mississippi. Lettered in both football and baseball in junior college. Graduated with a degree in Biology.

PERSONAL: Attended Clinton High School in Clinton, Mississippi, lettering in football basketball, baseball, and track. Born May 10, 1974, in Hattiesburg, Mississippi.



**1996
OPPONENTS**

ATLANTA FALCONS

Sat., Aug. 3, Kingdome
7:00 p.m. (KING 5,
preseason)

ADDRESS: One Suwanee Place
Suwanee, Georgia 30174

PHONE: (404) 945-1111

CHAIRMAN OF THE BOARD: Rankin M.
Smith

PRESIDENT: Taylor Smith

VICE PRESIDENT/PLAYER PERSONNEL: Ken Herock

HEAD COACH (CAREER RECORD): June Jones (16-16)

ASSISTANT COACHES: Keith Armstrong, Mouse Davis, Frank Gansz,
Joe Haering, Milt Jackson, Tim Jorgensen, Bill Kollar, Will
Lewis, Bob Palcic, Rod Rust, Ollie Wilson

DIRECTOR OF PUBLIC RELATIONS: Charley Taylor

STADIUM (CAPACITY): Georgia Dome (71,280)

TEAM COLORS: Black, Red, Silver, and White

1995 RECORD (FINISH): 9-7-0 (2nd NFC West). Lost NFC Wild Card
Playoff Game at Green Bay Packers, 38-27.

1995 SCORING LEADER: Morten Anderson, 29-of-30 PATs, 31-of-37
FGs, 122 points

1995 RUSHING LEADER: Craig Heyward, 236 atts., 1,083 yds., 4.6
avg., 31 LG, 6 TDs

1995 PASSING LEADER: Jeff George, 557 atts., 336 comp., 60.3%,
4,143 yds., 24 TDs, 11 Ints, 89.5 rating

1995 RECEIVING LEADER: Eric Metcalf, 104 for 1,189 yds., 11.4 avg.,
62t LG, 8 TDs

1995 INTERCEPTION LEADER: Three players tied with 3

1995 SACK LEADER: Chris Doleman 9.0

PRESEASON RESULTS: Seattle 1, Atlanta 0



OAKLAND RAIDERS

Thurs., Aug. 8, Oakland
Coliseum, 5:00 p.m.
(KING, preseason)

Sun., Nov. 24, Kingdome,
1:00 p.m. (NBC)

Sun., Dec. 22, Oakland
Coliseum, 1:00 p.m.
(NBC)

ADDRESS: 1220 Harbor Bay Parkway
Alameda, CA 94502

PHONE: (510) 864-5000

PRESIDENT OF THE GENERAL PARTNER: Al Davis

HEAD COACH (CAREER RECORD): Mike White (1st season)

ASSISTANT COACHES: Fred Biletnikoff, Willie Brown, Joe Bugel,
Garrett Giemont, John Guy, Bishop Harris, Larry Kennan, Bill
Meyers, Floyd Peters, Steve Shafer, Kevin Spencer, Rusty
Tillman, Fred Whittingham, Mike Wilson

PUBLICATIONS: Mike Taylor

STADIUM (CAPACITY): Oakland-Alameda County Coliseum (60,000)

TEAM COLORS: Silver and Black

1995 RECORD (FINISH): 9-7-0 (T2nd AFC West). Did not qualify for
the playoffs.

1995 SCORING LEADER: Jeff Jaeger, 22-22 PATs, 13-18 FGs, 61
points

1995 RUSHING LEADER: Harvey Williams, 255 atts., 1114 yds., 4.4
avg., 60 LG, 9 TDs



1995 PASSING LEADER: Jeff Hostetler, 286 atts., 172 comp., 60.1%, 1,998 yds., 12 TDs, 9 Ints, 82.2 rating

1995 RECEIVING LEADER: Tim Brown, 89 for 1,342 yds., 15.1 avg., 80t LG, 10 TDs

1995 INTERCEPTION LEADER: Terry McDaniel, 6

1995 SACK LEADER: Pat Swilling, 13.0

PRESEASON RESULTS: Seattle 1, Oakland 1

SERIES RESULTS: Oakland 20, Seattle 16

11/6/77	—	L @	7-44	50,929	11/28/88	—	W	35-27	62,641
10/22/78	—	W	27-7	62,529	12/18/88	—	W @	43-37	61,127
11/26/78	—	W @	17-16	52,978	10/1/89	—	W @	24-20	44,319
9/16/79	—	W	27-10	61,602	12/17/89	—	W	23-17	61,076
12/16/79	—	W @	29-24	53,177	9/16/90	—	L	13-17	61,889
10/26/80	—	L @	14-33	50,185	10/14/90	—	L @	17-24	50,624
11/17/80	—	L	17-19	60,480	10/13/91	—	*L	20-23	61,974
9/20/81	—	L @	10-20	45,725	11/17/91	—	L @	7-31	49,317
11/29/81	—	L	31-32	57,147	10/18/92	—	L	0-19	56,904
12/5/82	—	L @	23-28	42,170	11/15/92	—	L @	3-20	46,862
10/16/83	—	W	38-36	60,697	9/12/93	—	L	13-17	58,836
10/30/83	—	W @	34-21	49,708	12/12/93	—	L @	23-27	38,161
10/7/84	—	L @	14-28	77,904	9/11/94	—	W @	38-9	47,319
11/12/84	—	W	17-14	64,011	12/18/94	—	L	17-16	53,301
11/3/85	—	W	33-3	64,060	10/8/95	—	L @	14-34	50,213
12/15/85	—	L @	3-13	77,425	12/17/95	—	W	44-10	58,428
10/12/86	—	L @	10-14	70,635					
12/8/86	—	W	37-0	62,923					
10/25/87	—	W @	35-13	52,735					
11/30/87	—	L	14-37	62,802					

* Overtime

Franchise transferred from Oakland to Los Angeles in 1982; returned to Oakland in 1995.

INDIANAPOLIS COLTS

Sat., Aug. 17, RCA Dome
4:00 p.m. (KING 5,
preseason)

ADDRESS: P.O. Box 535000
Indianapolis, Indiana 46253

PHONE: (317) 297-2658

PRESIDENT AND TREASURER: Robert
Irsay

VICE PRESIDENT/GENERAL MANAGER: Jim Irsay

VICE PRESIDENT/FOOTBALL OPERATIONS: Bill Tobin

HEAD COACH (CAREER RECORD): Lindy Infante (1st season, 24-40 in
4 seasons with the Green Bay Packers)

ASSISTANT COACHES: Tom Batta, Greg Blache, Ron Blackledge,
Chuck Bresnahan, Fred Bruney, Charlie Davis, Buddy Geis,
Gene Huey, Jim Johnson, Hank Kuhlmann, Jimmy Robinson,
Pat Thomas, Tom Zupancic

PUBLIC RELATIONS DIRECTOR: Craig Kelley

STADIUM (CAPACITY): RCA Dome (60,127)

TEAM COLORS: Royal Blue and White

1995 RECORD (FINISH): 9-7-0 (T2nd AFC East). Won AFC Wild
Card Playoff Game at San Diego Chargers, 35-20. Won AFC
Divisional Playoff Game at Kansas City Chiefs 10-7. Lost AFC
Championship Game at Pittsburgh Steelers, 20-16.

1995 SCORING LEADER: Marshall Faulk, 14 TDs (11 rush, 3
receiving), 84 points

1995 RUSHING LEADER: Marshall Faulk, 289 atts., 1,078 yds., 3.7
avg., 40 LG, 11 TDs

1995 PASSING LEADER: Jim Harbaugh, 314 atts., 200 comp., 63.7%,
2,575 yds., 17 TDs., 5 Ints., 100.7 rating

1995 RECEIVING LEADER: Marshall Faulk, 56 for 475 yds., 8.5 avg.,
34 LG, 3 TD

1995 INTERCEPTION LEADER: Eugene Daniel, 3

1995 SACK LEADER: Tony Bennett, 10.5

PRESEASON RESULTS: Seattle 5, Indianapolis 4



SAN FRANCISCO 49ERS

**Fri., Aug. 23, Kingdome,
7:00 p.m. (KING,
preseason)**

ADDRESS: 4949 Centennial Blvd.
Santa Clara, California 95054

PHONE: (408) 562-4949

OWNER: Edward J. DeBartolo, Jr.

VICE PRESIDENT/DIRECTOR OF

FOOTBALL OPERATIONS: Dwight Clark

HEAD COACH (CAREER RECORD): George Seifert (86-26-0 in 7 seasons)

ASSISTANT COACHES: Jerry Attaway, Michael Barnes, Dwaine Board, Pete Carroll, Matt Cavanaugh, Carl Jackson, Larry Kirksey, Greg Knapp, Johnny Lynn, John Marshall, Bobb McKittrick, Bill McPherson, Bo Pellini, Mike Solari, George Stewart, Marc Trestman, Bill Walsh

DIRECTOR OF PUBLIC/COMMUNITY RELATIONS: Rodney Knox

STADIUM (CAPACITY): Candlestick Park (66,513)

TEAM COLORS: Forty Niners Gold and Scarlet

1995 RECORD (FINISH): 12-4-0 (1st NFC West). Lost NFC Divisional Playoff Game versus Green Bay Packers, 37-27.

1995 SCORING LEADER: Jerry Rice, 17 TDs (1 rushing, 15 receiving, 1 return) 104 points

1995 RUSHING LEADER: Derek Loville, 218 atts., 723 yds., 3.3 avg., 27 LG, 10 TDs

1993 PASSING LEADER: Steve Young, 447 atts., 299 comp., 66.9%, 3,200 yds., 20 TDs, 11 Ints., 92.3 rating

1995 RECEIVING LEADER: Jerry Rice, 122 for 1,848 yds., 15.1 avg., 81t LG, 15 TDs

1995 INTERCEPTION LEADER: Tyrone Drakeford and Merton Hanks, 5

1995 SACK LEADER: Rickey Jackson, 9.5

PRESEASON RESULTS: San Francisco 12, Seattle 9



SAN DIEGO CHARGERS

**Sun., Sept. 1, San Diego
Jack Murphy Stadium,
1:00 p.m. (NBC)**

**Sun., Oct. 27, Kingdome,
1:00 p.m. (NBC)**

ADDRESS: Jack Murphy Stadium
P.O. Box 20686
San Diego, California 92120

PHONE: (619) 280-2111

CHAIRMAN OF THE BOARD/PRESIDENT: Alex Spanos

GENERAL MANAGER: Bobby Beathard

HEAD COACH (CAREER RECORD): Bobby Ross (39-25-0 in 4 seasons)

ASSISTANT COACHES: Dave Adolph, Brian Baker, Greg Brown, Sylvester Croom, John Dunn, Frank Falks, Ralph Friedgen, John Hastings, Jack Henry, Stan Kwan, Dale Lindsey, John Misciagna, Dennis Murphy, Dwain Painter, Chuck Priefer, Jerry Sullivan

PUBLIC RELATIONS DIRECTOR: Bill Johnston

STADIUM (CAPACITY): San Diego Jack Murphy Stadium (60,836)

TEAM COLORS: Navy Blue, Gold, and White

1995 RECORD (FINISH): 19-7-0 (2nd, AFC West). Lost AFC Wild Card Playoff Game versus Indianapolis Colts, 35-20.

1995 SCORING LEADER: John Carney, 32-33 PATs, 21-26 PATs, 95 points



1995 RUSHING LEADER: Natrone Means, 186 atts., 730 yds., 3.9 avg., 36 LG, 5 TDs

1995 PASSING LEADER: Stan Humphries, 478 atts., 282 comp., 59.0 avg., 3,381 yds., 17 TDs, 14 ints., 80.4 rating

1995 RECEIVING LEADER: Tony martin, 90 for 1,224 yds., 13.6 avg., 51t LG, 6 TDs

1995 INTERCEPTION LEADER: Rodney Harrison, 5

1995 SACK LEADER: Leslie O'Neal, 12.5

SERIES RESULTS: San Diego 19, Seattle 15

11/27/77	— L	28-30	55,338	9/18/88	— L @	6-17	44,449
9/3/78	— L	20-24	55,778	10/30/88	— W	17-14	59,641
12/10/78	— L @	10-37	49,975	10/15/89	— W @	17-16	50,079
9/2/79	— L	16-33	62,287	10/29/89	— W	10-7	59,961
10/14/79	— L @	10-20	50,077	11/4/90	— L	14-31	59,646
9/7/80	— L	13-34	62,042	11/25/90	— *W @	13-10	50,097
12/13/80	— L @	14-21	49,980	10/27/91	— W	20-9	58,025
10/4/81	— L @	10-24	51,463	11/10/91	— L @	14-17	43,597
11/16/81	— W	44-23	58,628	10/04/92	— L @	6-17	36,783
9/18/83	— W	34-31	61,714	12/27/92	— L	14-31	49,324
10/9/83	— L @	21-28	49,132	9/5/93	— L @	12-18	58,039
9/9/84	— W	31-17	61,314	10/3/93	— W	31-14	54,778
10/29/84	— W @	24-0	53,974	9/18/94	— L +	10-24	65,536
9/15/85	— W @	49-35	54,420	10/30/94	— L @	15-35	59,001
10/6/85	— W	26-21	61,300	9/10/95	— L @	10-14	54,420
10/6/86	— W	33-7	63,207	10/22/95	— L	25-35	45,821
12/14/86	— W @	34-24	47,096				
11/22/87	— W	34-3	62,444				

* Overtime; + Husky Stadium

DENVER BRONCOS

Sun., Sept. 8, Kingdome,
1:00 p.m. (NBC)

Sun., Dec. 1, Mile High
Stadium, 1:00 p.m. (NBC)

ADDRESS: 13655 Broncos Expressway
Englewood, Colorado 80112

PHONE: (303) 649-9000

PRESIDENT AND CEO: Patrick Bowlen

GENERAL MANAGER: John Beake

HEAD COACH (CAREER RECORD): Mike Shanahan (17-19-0 in 3
seasons overall, 9-7-0 in 1 season with Broncos)

ASSISTANT COACHES: Frank Bush, Barney Chavous, Rick
Dennison, Ed Donatelli, George Dyer, Alex Gibbs, Mike
Heimerdinger, Gary Kubiak, Brian Pariani, Greg Robinson,
Greg Saporta, Richard Smith, Rick Smith, Bobby Turner, Rich
Tuten

DIRECTOR OF MEDIA RELATIONS: Jim Saccomano

STADIUM (CAPACITY): Mile High Stadium (76,273)

TEAM COLORS: Orange, Royal Blue, and White

1995 RECORD (FINISH): 9-7-0 (T2nd, AFC West). Did not qualify for
the playoffs.



1995 SCORING LEADER: Jason Elam, 39-239 PATs, 31-38 FGs, 132 points

1995 RUSHING LEADER: Terrell Davis, 237 atts., 1,117 yds., 4.7 avg., 60t LG, 7 TDs

1995 PASSING LEADER: John Elway, 542 atts., 316 comps., 58.3%, 3,970 yds., 26 TDs, 14 ints., 86.4 rating

1995 RECEIVING LEADER: Shannon Sharpe, 63 for 756 yds., 12.0 avg., 49 LG, 4 TDs

1995 INTERCEPTION LEADER: Steve Atwater, 3

SERIES RESULTS: Denver 22, Seattle 15

10/2/77	—	L	13-24	53,108	9/13/87	—	L @	17-40	75,999
10/1/78	—	L @	7-28	74,989	12/13/87	—	W	28-21	61,759
10/29/78	—	*L	17-20	62,948	9/4/88	—	W @	21-14	75,986
9/23/79	—	L @	34-37	74,879	12/11/88	—	W	42-14	62,839
12/8/79	—	W	28-23	60,038	10/22/89	—	*L	21-24	62,353
11/23/80	—	L @	20-36	73,274	11/26/89	—	L @	14-41	75,117
12/21/80	—	L	17-25	51,853	9/23/90	—	*L @	31-34	75,290
9/13/81	—	W	13-10	58,513	12/23/90	—	W	17-12	55,845
12/13/81	—	L @	13-23	74,527	9/15/91	—	L @	10-16	74,152
11/21/82	—	W @	17-10	73,916	11/24/91	—	W	13-10	60,430
1/2/83	—	W	13-11	43,145	11/30/92	—	*W	16-13	51,612
11/6/83	—	W	27-19	61,189	12/20/92	—	L @	6-10	72,570
11/20/83	—	L @	27-38	74,710	10/31/93	—	L @	17-28	73,644
11/25/84	—	W @	27-24	74,922	11/28/93	—	L	9-17	57,812
12/15/84	—	L	14-31	64,411	10/2/94	—	L +	9-16	63,872
10/20/85	—	*L @	10-13	74,899	11/13/94	—	L @	10-17	71,290
12/20/85	—	L	24-27	56,283	10/1/95	—	W	27-10	49,914
10/26/86	—	L @	13-20	76,089	12/10/95	—	W @	31-27	71,488
12/20/86	—	W	41-16	63,697					

* Overtime; + Husky Stadium

KANSAS CITY CHIEFS

Sun., Sept. 15, Kingdome,
1:00 p.m. (NBC)

Thurs., Oct. 17, Arrowhead
Stadium, 5:00 p.m.
(TNT)

ADDRESS: One Arrowhead Drive
Kansas City, Missouri 64129

PHONE: (816) 924-9300

PRESIDENT/GENERAL MANAGER/COO: Carl Peterson

HEAD COACH (CAREER RECORD): Marty Schottenheimer (116-66-1 in
12 seasons overall, 72-39-1 in 7 seasons with Chiefs)

ASSISTANT COACHES: Russ Ball, John Bunting, Gunther
Cunningham, Jim Erkenbeck, Paul Hackett, Carl Hairston,
Woodrow Lowe, Mike McCarthy, Jimmy Raye, Dave Redding,
Al Saunders, Kurt Schottenheimer, Art Shell, Mike Stock,
Darvin Wallis

PUBLIC RELATIONS DIRECTOR: Bob Moore

STADIUM (CAPACITY): Arrowhead Stadium (78,067)

TEAM COLORS: Red, Gold, and White

1995 RECORD (FINISH): 13-3-0 (1st, AFC West). Lost AFC First-
Round Playoff Game versus Indianapolis Colts, 10-7.

1995 SCORING LEADER: Lin Elliott, 34-37 PATs, 24-30 FGs, 106
points

1995 RUSHING LEADER: Marcus Allen, 207 atts., 890 yds., 4.3 avg.,
38 LG, 5 TDs

1995 PASSING LEADER: Steve Bono, 520 atts., 293 comp., 56.3%,
3,121 yds., 21 TDs, 10 ints., 79.5 rating

1995 RECEIVING LEADER: Kimble Anders, 55 for 349 yds., 6.3 avg.,
28 LG, 1 TD

1995 INTERCEPTION LEADER: Dale Carter 4



1995 SACK LEADER: Neil Smith 12.0

SERIES RESULTS: Kansas City 18, Seattle 13

12/11/77	— W @	34-31	22,562	9/20/87	— W	43-14	61,667
11/19/78	— W @	13-10	32,252	12/27/87	— L @	20-41	20,370
12/17/78	— W	23-19	58,490	9/11/88	— W	31-10	61,512
9/30/79	— L	6-24	61,169	11/20/88	— L @	24-27	33,152
12/2/79	— L @	21-37	42,160	10/8/89	— L	16-20	60,715
9/14/80	— W @	17-16	42,403	11/5/89	— L @	10-20	54,489
11/9/80	— L	30-31	58,976	10/21/90	— W	19-7	60,358
9/27/81	— L	14-20	59,255	11/11/90	— W @	17-16	71,285
11/22/81	— L @	13-40	49,002	9/22/91	— L @	13-20	71,789
9/4/83	— L @	13-17	42,531	12/1/91	— L	6-19	57,248
11/27/83	— *W	51-48	56,795	12/5/93	— L	16-31	58,551
11/4/84	— W	45-0	61,396	1/2/94	— L @	24-34	72,136
12/9/84	— L @	7-34	34,855	10/23/94	— L @	23-38	78,847
9/29/85	— L @	7-28	50,485	11/27/94	— W	10-9	54,120
12/1/85	— W	26-6	52,655	9/3/95	— L	10-34	47,564
9/14/86	— W	23-17	61,068	12/24/95	— L @	3-26	75,784
11/9/86	— L @	7-27	53,268				

* Overtime

TAMPA BAY BUCCANEERS

**Sun., Sept. 22, Houlihan's
Stadium, 10:00 a.m. (NBC)**

ADDRESS: One Buccaneers Place
Tampa, Florida 33607

PHONE: (813) 870-2700

OWNER: Malcolm Glazier

GENERAL MANAGER: Rick McKay

HEAD COACH (CAREER RECORD): Tony
Dungy (1st season)

ASSISTANT COACHES: Mark Asanovich, Clyde Christensen, Herman Edwards, Chris Foerster, Monte Kiffin, Joe Marciano, Rod Marinelli, Tony Nathan, Kevin O'Dea, Ricky Porter, Mike Shula, Lovie Smith, Charlie Williams

PUBLIC RELATIONS DIRECTOR: Chip Namias

STADIUM (CAPACITY): Tampa Stadium (74,321)

TEAM COLORS: Florida Orange, White, and Red

1995 RECORD (FINISH): 7-9-0 (5th, NFC Central). Did not qualify for the playoffs.

1995 SCORING LEADER: Michael Husted, 25-of-25 PATs, 19-of-26 FGs, 82 points

1995 RUSHING LEADER: Errict Rhett, 332 atts., 1,207 yds., 3.6 avg., 21 LG, 11 TDs

1995 PASSING LEADER: Trent Dilfer, 415 atts., 224 comp., 54.0%, 2,774 yds., 4 TDs, 18 Ints., 60.1 rating

1995 RECEIVING LEADER: Jackie Harris, 62 for 751 yds., 12.1 avg., 33 LG 1 TD

1995 INTERCEPTION LEADER: Martin Mayhew, 5

1995 SACK LEADER: Santana Dotson, 5.0

SERIES RESULTS: Seattle 3, Tampa Bay 0

10/17/76	— W @	13-10	43,812	11/20/94	— W	22-21	37,466
10/16/77	— W	30-23	54,783				



THREE TIMES

Seattle will make the maximum three trips to the state of Florida during the 1996 regular season. The Seahawks will face the Tampa Bay Buccaneers on September 22, the Miami Dolphins on October 6, and the Jacksonville Jaguars on December 15. Seattle's only previous trip to Tampa Bay came in 1976, while Miami was last visited in 1990 and Jacksonville in 1995.

GREEN BAY PACKERS

Sun., Sept. 29, Kingdome,
1:00 p.m. (FOX)

ADDRESS: 1265 Lombardi Avenue
Green Bay, Wisconsin 54304

PHONE: (414) 496-5705

PRESIDENT/CEO: Robert Harlan

EXECUTIVE VICE PRESIDENT AND

GENERAL MANAGER: Ron Wolf

HEAD COACH (CAREER RECORD): Mike
Holmgren 38-26-0 in 4 seasons)

ASSISTANT COACHES: Larry Brooks, Nolan Cromwell, Gil Haskell,
Johnny Holland, Kent Johnston, Sherman Lewis, Jim Lind, Tom
Lovat, Marty Mornhinweg, Andy Reid, Fritz Shurmur, Harry
Sydney, Bob Valesente

EXECUTIVE DIRECTOR OF PUBLIC RELATIONS: Lee Rimmel

STADIUM (CAPACITY): Lambeau Field (60,790)

TEAM COLORS: Dark Green, Gold, and White

1995 RECORD (FINISH): 11-5-0 (1st NFC Central). Won NFC Wild
Card Playoff game versus Atlanta Falcons, 37, 20. Won NFC
Divisional Playoff game at San Francisco 49ers, 27-17. Lost
NFC Championship Game at Dallas Cowboys, 38-27.

1995 SCORING LEADER: Chris Jacke, 43-of-43 PATs, 17-of-23 FGs,
94points.

1995 RUSHING LEADER: Edgar Bennett, 316 atts., 1,067 yds., 3.4
avg., 23 LG, 3 TDs

1995 PASSING LEADER: Brett Favre, 570 atts., 359 comp., 63.0%,
4,413 yds., 38 TDs, 13 Ints., 99.5 rating

1995 RECEIVING LEADER: Robert Brooks, 102 for 1,497 yds., 14.7
avg., 99t LG, 13 TDs

1995 INTERCEPTION LEADER: LeRoy Butler, 5

1995 SACK LEADER: Reggie White, 12.0

SERIES RESULTS: Seattle 3, Green Bay 3

10/10/76	— L @	20-27	54,983	11/15/87	— W	24-13	60,963
10/15/78	— L @	28-45	52,712	12/9/90	— W @	20-14	52,015
11/1/81	— L @	24-34	49,467	1981 game played at Green Bay. All			
10/21/84	— W @	30-24	52,286	others in Milwaukee.			



MIAMI DOLPHINS

Sun., Oct. 6, Joe Robbie
Stadium, 10:00 a.m. (NBC)

ADDRESS: 7500 S.W. 30th Street
Davie, Florida 33314

PHONE: (305) 452-7000

PRESIDENT/CEO: H. Wayne Huizenga

EXECUTIVE VP/GENERAL MANAGER:

Eddie J. Jones

HEAD COACH (CAREER RECORD): Jimmy

Johnson (1st season with Dolphins, 44-36-0 overall in 5
seasons with the Dallas Cowboys)

ASSISTANT COACHES: Larry Beightol, Kippy Brown, Joel Collier,
John Gamble, Cary Codette, George Hill, Pat Jones, Bill Lewis,
Rick McGeorge, Mel Phillips, Larry Seiple, Gary Stevens, Mike
Westhoff

DIRECTOR OF MEDIA RELATIONS: Harvey Greene

STADIUM (CAPACITY): Joe Robbie Stadium (74,916)

TEAM COLORS: Aqua, Coral, and White

1995 RECORD (FINISH): 9-7-0 (T2nd, AFC East). Lost AFC Wild
Card Playoff, 37-22, at Buffalo Bills.

1995 SCORING LEADER: Pete Stoyanovich, 37-of-37 PATs, 27-of-34
FGs, 118 points

1995 RUSHING LEADER: Bernie Parmalee, 236 atts., 878 yds., 3.7
avg., 40 LG, 9 TDs



1995 PASSING LEADER: Dan Marino, 482 atts., 309 comp., 64.1%, 3,668 yds., 24 TDs, 15 Ints., 90.8 rating
1995 RECEIVING LEADER: Terry Kirby, 66 for 618 yds., 9.4 avg., 3 TDs; Irving Fryar, 62 for 910 yds., 14.7 avg., 67t LG, 8 TDs
1995 INTERCEPTION LEADER: Troy Vincent, 5
1995 SACK LEADER: Bryan Cox, 7.5
SERIES RESULTS: Miami 4, Seattle 1

10/23/77 — L @ 13-31	29,855	9/27/92 — L	17-19	59,374
9/9/79 — L @ 10-19	56,233	Moved from the Orange Bowl into Joe Robbie Stadium in 1987.		
10/4/87 — W	24-20	10/4/87 — W	24-20	19,448
12/16/90 — L @ 17-24	57,851	12/16/90 — L @ 17-24		57,851

HOUSTON OILERS

Sun., Nov. 3, Kingdome
1:00 p.m. (NBC)

ADDRESS: 6910 Fannin Street
Houston, Texas 77030

PHONE: (713) 797-9111

PRESIDENT: Bud Adams

**EXECUTIVE VICE PRESIDENT/GENERAL
MANAGER:** Floyd Reese

HEAD COACH (CAREER RECORD): Jeff Fisher (8-14 in one plus seasons with the Oilers)

ASSISTANT COACHES: Dick Coury, Alan Lowry, Mike Munchak, Rex Norris, Rod Perry, Russ Purnell, Jerry Rhome, Steve Sidwell, Rennie Simmons, Sherman Smith, Les Steckel, Steve Watterson, Gregg Williams

DIRECTOR OF MEDIA SERVICES: Dave Pearson

STADIUM (CAPACITY): Astrodome (59,969)

TEAM COLORS: Columbia Blue, Scarlet, and White

1995 RECORD (FINISH): 7-9-0 (T2nd, AFC Central). Did not qualify for the playoffs.

1995 SCORING LEADER: Al Del Greco, 33-of-33 PATs, 27-of-31 FGs, 114 points

1995 RUSHING LEADER: Rodney Thomas, 251 atts., 947 yds., 3.8 avg., 74t LG, 5 TDs

1995 PASSING LEADER: Chris Chandler, 356 atts., 225 comps., 63.2%, 2,460 yds., 17 TDs, 10 Ints., 87.8 rating

1995 RECEIVING LEADER: Haywood Jeffires, 61 for 684 yds., 11.2 avg., 25t LG, 8 TDs

1995 INTERCEPTION LEADER: Darryll Lewis, 6

1995 SACK LEADER: Anthony Cook and Henry Ford, 4.5

SERIES RESULTS: Seattle 5, Houston 4

11/20/77 — L	10-22	61,519	11/13/88 — W	27-24	60,446
10/21/79 — W	34-14	60,705	12/2/90 — *W	13-10	57,592
10/5/80 — W @	26-7	46,860	11/7/93 — L @	14-24	50,447
10/11/81 — L @	17-35	42,671	12/11/94 — W @	16-14	31,453
9/19/82 — L @	21-23	43,117	* Overtime		



MINNESOTA VIKINGS

Sun., Nov. 10, Kingdome,
1:00 p.m. (FOX)

ADDRESS: 9520 Vikings Drive,
Eden Prairie, Minnesota 55344

PHONE: (612) 828-6500

PRESIDENT/CEO: Roger Headrick
VP/ADMINISTRATION/TEAM OPERATIONS: Jeff Diamond

HEAD COACH (CAREER RECORD): Dennis Green (38-36 in 4 seasons).



ASSISTANT COACHES: Brian Billick, Foge Fazio, Jeff Friday, Carl Hargrave, John Levra, Chip Myers, Tom Olivadotti, Keith Rowan, Ray Sherman, Richard Solomon, Mike Tice, Trent Walters, Steve Wetzel, Gary Zauner

PUBLIC RELATIONS DIRECTOR: Dave Pelletier

STADIUM (CAPACITY): Hubert H. Humphrey Metrodome (64,035)

TEAM COLORS: Purple, Gold, and White

1995 RECORD (FINISH): 8-8-0 (4th, NFC East). Did not qualify for the playoffs.

1995 SCORING LEADER: Fuad Reveiz, 44-of-44 PATs, 26-of-36 FGs, 122 points

1995 RUSHING LEADER: Robert Smith, 139 atts., 632 yds., 4.5 avg., 58t LG, 5 TDs

1995 PASSING LEADER: Warren Moon, 606 atts., 377 comp., 62.2%, 4,228 yds., 33 TDs, 14 Ints., 91.5 rating

1995 RECEIVING LEADER: Cris Carter, 122 atts., 1,371 yds., 11.2 avg., 60t LG, 17 TDs

1995 INTERCEPTION LEADER: Orlanda Thomas, 9

1995 SACK LEADER: John Randle 10.5

SERIES RESULTS: Seattle 3, Minnesota 2

11/14/76	— L @	21-27	45,087	11/18/90	— L	21-24	59,735
10/8/78	— W	29-28	62,031	Moved from Metropolitan Stadium into the Metrodome in 1982.			
9/30/84	— W @	20-12	57,171				
11/1/87	— W	28-17	61,134				

DETROIT LIONS

**Sun., Nov. 17, Silverdome,
1:00 p.m. (NBC)**

ADDRESS: 1200 Featherstone Road
Pontiac, Michigan 48342

PHONE: (810) 335-4131

PRESIDENT/OWNER: William Clay Ford

VICE CHAIRMAN: William Clay Ford, Jr.

EXECUTIVE VP/COO: Chuck Schmidt

HEAD COACH (CAREER RECORD): Wayne Fontes (61-56-0 in 7 seasons with the Lions)

ASSISTANT COACHES: Paul Boudreau, Don Clemons, John Fontes, Mo Forte, Bert Hill, Steve Kazor, Greg Landry, Dave Levy, Tom Moore, Frank Novak, Herb Paterra, Charlie Sanders, John Teerlink, Howard Tippett

DIRECTOR OF MEDIA RELATIONS: Mike Murray

STADIUM (CAPACITY): Silverdome (80,368)

TEAM COLORS: Blue, Red, and White

1995 RECORD (FINISH): 10-6-0 (2nd, NFC Central). Lost NFC Wild Card Playoff Game at Philadelphia Eagles, 58-37.

1995 SCORING LEADER: Jason Hanson, 48-of-48 PATs, 28-of-34 FGs, 132 points

1995 RUSHING LEADER: Barry Sanders, 314 atts., 1,500 yds., 4.8 avg., 75t LG, 11 TDs

1995 PASSING LEADER: Scott Mitchell, 583 atts., 346 comp., 59.3%, 4,338 yds., 32 TDs, 12 Ints., 92.3 rating

1995 RECEIVING LEADER: Herman Moore, 123 for 1,686 yds., 13.7 avg., 69t LG, 14 TDs

1995 INTERCEPTION LEADER: William Clay, 8



BOOTIN' TUTEN

Rick Tuten became the first Seattle punter to lead the NFL in gross average in 1995. Tuten averaged a team record 45.0 yards on 83 punts, breaking his own record of 44.5 set in 1993. In addition, his 52.8 average at Buffalo, which included a 73-yard punt, were also records.

1995 SACK LEADER: Henry Thomas, 10.5

SERIES RESULTS: Seattle 4, Detroit 2

10/24/76	— L	14-41	61,280	10/18/87	— W @	37-14	8,310
9/24/78	— W	28-16	56,781	12/30/90	— W	30-10	50,681
12/2/84	— W	38-17	62,441	10/17/93	— L @	10-30	60,801

BUFFALO BILLS

**Sun., Dec. 8, Kingdome,
1:00 p.m. (NBC)**

ADDRESS: One Bills Drive
Orchard Park, New York 14127

PHONE: (716) 648-1800

PRESIDENT: Ralph Wilson

**EXECUTIVE VICE PRESIDENT/GENERAL
MANAGER:** John Butler

HEAD COACH (CAREER RECORD): Marv

Levy (127-96-0 in 15 seasons overall, 96-54-0 in 10 seasons with Bills)

ASSISTANT COACHES: Tom Bresnahan, Ted Cottrell, Bruce Dehaven, Charlie Joiner, Rusty Jones, Don Lawrence, Chuck Lester, Wade Phillips, Elijah Pitts, Dan Sekanovich, Jim Shofner

DIRECTOR OF MEDIA RELATIONS: Scott Berchtold

STADIUM (CAPACITY): Rich Stadium (80,437)

TEAM COLORS: Royal Blue, Scarlet Red, and White

1995 RECORD (FINISH): 10-6-0 (1st AFC East). Won AFC Wild Card Playoff Game versus Miami Dolphins, 37-22. Lost AFC Divisional Playoff game at Pittsburgh Steelers, 40-21.

1995 SCORING LEADER: Doug Christie, 33-35 PATs, 31-40 FGs, 126 points

1995 RUSHING LEADER: Thurman Thomas, 267 atts., 1,005 yds., 3.8 avg., 49 LG, 6 TDs

1995 PASSING LEADER: Jim Kelly, 458 atts., 255 comp., 55.7%, 3,130 yds., 22 TDs, 13 Ints., 81.1 rating

1995 RECEIVING LEADER: Bill Brooks, 53 for 763 yds., 14.4 avg., 51 LG, 11 TDs

1995 INTERCEPTION LEADER: Kurt Schulz, 6

1995 SACK LEADER: Bryce Paup, 17.5

SERIES RESULTS: Seattle 3, Buffalo 2

10/30/77	— W	56-17	61,180	12/4/89	— W	17-16	57,682
10/14/84	— W	31-28	59,034	10/8/95	— L @	21-27	74,362
11/6/88	— L	3-13	61,074				



JACKSONVILLE JAGUARS

**Sun., Dec. 15, Jacksonville
Municipal Stadium,
5:00 p.m. (ESPN)**

ADDRESS: One Stadium Place
Jacksonville, Florida 32202

PHONE: (904) 633-6000

CHAIRMAN AND CEO: J. Wayne Weaver

**VICE PRESIDENT FOOTBALL OPER-
ATIONS:** Michael Huyghue

HEAD COACH (CAREER RECORD): Tom Coughlan (4-12-0 in one season with Jacksonville)

ASSISTANT COACHES: Joe Baker, Pete Carmichael, Randy Edsall, Kevin Gilbride, Jerald Ingram, Dick Jauron, Mike Maser, Nick Nicolau, Jerry Palmieri, Larry Pasquale, John Pease, Lucious Selmon, Steve Szabo



EXECUTIVE DIRECTOR OF COMMUNICATIONS: Dan Edwards
STADIUM (CAPACITY): Jacksonville Municipal Stadium (73,000)
TEAM COLORS: Teal, Gold, and Black
1995 RECORD (FINISH): 4-12-0 (5th, AFC Central)
1995 SCORING LEADER: Mike Hollis, 27-of-28 PATs, 20-of-27 FGs, 87 points.
1995 RUSHING LEADER: James Stewart, 137 atts., 525 yds., 3.8 avg., 22 LG, 2 TDs
1995 PASSING LEADER: Mark Brunell, 346 atts., 201 comp., 58.1%, 2,168 yds., 15 TDs, 7 Ints., 82.6 rating
1995 RECEIVING LEADER: Willie Jackson, 53 for 589 yds., 11.1 avg., 45 LG, 5 TDs
1995 INTERCEPTION LEADER: Harry Colon, 3
1995 SACK LEADER: Joel Smeenge, 4.0
SERIES RESULTS: Seattle 1, Jacksonville 0
11/12/95 — W @ 47-30 71,290

SEAHAWKS HEADQUARTERS

On June 18, 1986, the Seattle Seahawks moved into their office and training headquarters adjacent to Northwest College in Kirkland, Washington.

The 37,000 square foot, two-story building, is the Seahawks year-round home, containing facilities for training camp as well as offseason and regular season practices.

The downstairs contains a main meeting room, six smaller rooms, weight room (which was expanded in 1990), two racquetball courts, an enlarged locker room, training room with rehabilitative facilities, and equipment room.

Upstairs houses the administrative offices, coaches offices, meeting rooms, the ticket office, and conference rooms.

The Seahawks are able to practice on three regulation fields, two natural grass and one artificial turf. The original turf field was replaced by a new one this offseason. That field is then covered by an inflatable bubble as the weather worsens.


During training camp, the Seahawks utilize the dormitory and cafeteria facilities of Northwest College to house and feed the players.

To reach the headquarters from Seattle, take Highway 520 East and exit at the Kirkland Exit. Go right onto Northup Way and left onto 108th Avenue NE (next light). Follow 108th for approximately one mile and turn right onto NE 53rd St. Continue to the top of the hill, passing the player and staff entrance on your left. Turn left at top of the hill into the visitor's parking area.

From the Eastside, take Highway 520 West from I-405 and exit onto 108th Avenue NE. Turn right at the stop sign at the end of the exit and proceed up the hill on 108th. Go approximately one mile to NE 53rd Street and turn right. Turn left at top of the hill into the visitor's parking area.

From Southbound on I-405, take the N.E. 70th Street Exit. Take a left at N.E. 72nd Place and another left at 108th Avenue N.E. Go approximately one mile to NE 53rd Street and turn left. Turn left at top of the hill into the visitor's parking area.

From Sea-Tac Airport, follow the signs to I-405 North. Exit onto Highway 520 Westbound (Seattle) after 20-25 minutes. Take Highway 520 from I-405 and exit onto 108th Avenue NE. Turn right at the stop light at the end of the exit and proceed up the hill on 108th. Go approximately one mile to NE 53rd Street and turn right. Turn left at top of the hill into the visitor's parking area.



**1995
REVIEW**

1995 FINAL STATISTICS

Final Regular Season (Finish): 8-8 (3rd, AFC West)

Day	Date	W/L	Score	Opponent	Attendance
Sun.	Sept. 3	L	10-34	Kansas City	47,564
Sun.	Sept. 10	L	10-14	at San Diego	54,420
Sun.	Sept. 17	W	24-21	Cincinnati	39,492
Sun.	Sept. 24			BYE	
Sun.	Oct. 1	W	27-10	Denver	49,914
Sun.	Oct. 8	L	14-34	at Oakland	50,213
Sun.	Oct. 15	L	21-27	at Buffalo	74,362
Sun.	Oct. 22	L	25-35	San Diego	45,821
Sun.	Oct. 29	L	14-20	at Arizona (OT)	39,600
Sun.	Nov. 5	W	30-28	New York Giants	42,100
Sun.	Nov. 12	W	47-30	at Jacksonville	71,290
Sun.	Nov. 19	W	27-20	at Washington	51,298
Sun.	Nov. 26	L	10-16	New York Jets	41,160
Sun.	Dec. 3	W	26-14	Philadelphia	39,893
Sun.	Dec. 10	W	31-27	at Denver	71,488
Sun.	Dec. 17	W	44-10	Oakland	58,428
Sun.	Dec. 24	L	3-26	at Kansas City	75,784

Scoring	TD	Ru	Pa	Rt	PAT	2-Pt	FG	S	Pts
Peterson	0	0	0	0	40/40	0	23/28	0	109
Warren	16	15	1	0	0	0/1	0	0	96
Galloway	9	1	7	1	0	0	0	0	54
Blades	4	0	4	0	0	0	0	0	24
Strong	4	1	3	0	0	0	0	0	24
Broussard	1	1	0	0	0	0	0	0	6
Crumpler	1	0	1	0	0	0	0	0	6
Edwards	1	0	0	1	0	0	0	0	6
Fauria	1	0	1	0	0	0	0	0	6
C. Harris	1	0	0	1	0	0	0	0	6
Johnson	1	1	0	0	0	0	0	0	6
Mirer	1	1	0	0	0	0/1	0	0	6
S. Smith	1	0	1	0	0	0	0	0	6
Thomas	1	0	1	0	0	0	0	0	6
Adams	0	0	0	0	0	0	0	1	2
SEAHAWKS	42	20	19	3	40/40	0/2	23/28	1	363
OPPONENTS	43	11	26	6	36/37	0/5	24/35	0	366

Rushing	Att	Yds	Avg	LG	TD
Warren	310	1346	4.3	52	15
Broussard	46	222	4.8	21t	1
L. Smith	36	215	6.0	68	0
Mirer	43	193	4.5	24	1
Galloway	11	154	14.0	86t	1
Strong	8	23	2.9	9	1
S. Smith	9	19	2.1	4	0
Blades	2	4	2.0	4	0
Johnson	1	2	2.0	2t	1
Friesz	11	0	0.0	2	0
SEAHAWKS	477	2178	4.6	86t	20
OPPONENTS	496	2130	4.3	46	11


Passing	Att	Cmp	Yds	Cmp%	Yds/Att
Mirer	391	209	2564	53.5	6.56
Friesz	120	64	795	53.3	6.63
SEAHAWKS	511	273	3359	53.4	6.57
OPPONENTS	554	310	3706	56.0	6.69

Team Statistics	Seahawks	Opponents
TOTAL FIRST DOWNS	311	321
Rushing	121	116
Passing	171	181
Penalty	19	24
3rd Down: Made/Att	82/217	81/218
3rd Down Pct.	37.8	37.2
4th Down: Made/Att	9/13	10/18
4th Down Pct.	69.2	55.6
POSSESSION AVG.	28:30	31:30
TOTAL NET YARDS	5270	5669
Avg. Per Game	329.4	354.3
Total Plays	1033	1078
Avg. Per Play	5.1	5.3
NET YARDS RUSHING	2178	2130
Avg. Per Game	136.1	133.1
Total Rushes	477	496
NET YARDS PASSING	3092	3539
Avg. Per Game	193.3	221.2
Sacked/Yards Lost	45/267	28/167
Gross Yards	3359	3706
Att./Completions	511/273	554/310
Completion Pct.	53.4	56.0
Had Intercepted	23	16
PUNTS/AVERAGE	83/45.0	81/42.6
NET PUNTING AVG.	83/36.5	81/36.4
PENALTIES/YARDS	100/852	114/901
FUMBLES/BALL LOST	24/9	17/9
TOUCHDOWNS	42	43
Rushing	20	11
Passing	19	26
Returns	1	2
Defensive	2	4
PATs	40/42	36/42
1-Point PATs	40/40	36/37
2-Point PATs	0/2	0/5
Field Goals	23/28	24/35
TOTAL POINTS	363	366

Score By Quarters	1	2	3	4	OT	Total
SEAHAWKS	79	77	88	119	0	363
OPPONENTS	90	128	48	94	6	366

Receiving	No	Yds	Avg	LG	TD
Blades	77	1001	13.0	49	4
Galloway	67	1039	15.5	59t	7
Warren	35	247	7.1	20t	1
Crumpler	23	254	11.0	24	1
Fauria	17	181	10.6	24	1
Thomas	12	239	19.9	50t	1
Strong	12	117	9.8	25	3
Broussard	10	94	9.4	25	0
S. Smith	7	59	8.4	17	1
McKnight	6	91	15.2	24	0
Proehl	5	29	5.8	9	0
L. Smith	1	10	10.0	10	0
Johnson	1	-2	-2.0	-2	0
SEAHAWKS	273	3359	12.3	59t	19
OPPONENTS	310	3706	12.0	88t	26

TD	TD%	Int	Int%	LG	Sacked	Rating
13	3.3	20	5.1	59t	42/255	63.7
6	5.0	3	2.5	43t	3/12	80.4
19	3.7	23	4.5	59t	45/267	67.6
26	4.7	16	2.9	88t	28/167	80.2



Interceptions	No	Yds	Avg	LG	TD
Blackmon	5	46	9.2	21	0
Gray	4	45	11.3	26	0
C. Harris	3	-5	-1.7	0	0
E. Robinson	1	32	32.0	21	0
Wooden	1	9	9.0	9	0
Jones	1	0	0.0	0	0
Moss	1	0	0.0	0	0
SEAHAWKS	16	127	7.9	32	0
OPPONENTS	24	384	16.7	72t	2

Punting	No	Yds	Avg	Net	TB	I20	LG	B
Tuten	83	3735	45.0	36.5	8	21	73	0
SEAHAWKS	83	3735	45.0	36.5	8	21	73	0
OPPONENTS	81	3449	42.6	36.4	6	24	62	0

Punt Returns	No	FC	Yds	Avg	LG	TD
Galloway	36	12	360	10.0	89t	1
R. Harris	3	0	23	7.7	10	0
E. Robinson	1	1	1	1.0	1	0
SEAHAWKS	40	13	384	9.6	89t	1
OPPONENTS	48	7	549	11.4	44	0

Kickoff Returns	No	Yds	Avg	LG	TD
Broussard	43	1064	24.7	70	0
C. Harris	19	397	20.9	35	0
R. Harris	1	29	29.0	29	0
L. Smith	1	20	20.0	20	0
Strong	4	65	16.3	30	0
Galloway	2	30	15.0	18	0
S. Smith	1	11	11.0	11	0
McKnight	1	4	4.0	4	0
SEAHAWKS	72	1620	22.5	70	0
OPPONENTS	70	1669	23.8	99t	2

Field Goals	1-19	20-29	30-39	40-49	50+	Total
Peterson	1/1	5/5	9/10	8/10	0/2	23/28
SEAHAWKS	1/1	5/5	9/10	8/10	0/2	23/28
OPPONENTS	1/1	10/13	5/7	7/9	1/5	24/35

Peterson: (49) (23) (53S,38) (48L,45,20) (37R) (—) (48,27) (43B) (23,41,32) (25) (39,52L,47) (42) (47,35,37,45) (36) (39,19,38) (34)

SEATTLE: (49) (23) (53S, 38) (48L,45,20) (37R) (—) (48, 27) (43B) (23,41,32) (39,52L,47) (42) (47,35,37,45) (36) (39,19,38) (34)

OPPONENTS: (46,49) (—) (38R,49R) (23R,52L,30) (37,24,28L) (50R,43,26) (25) (27B) (23,48R) (26,50,29)(18,48) (50L,38,33,41) (32L) (29,46,66S) (42) (37,20,20,27)

L - wide left; R - wide right; B - blocked; S - short

DEFENSIVE STATISTICS

(According to Unofficial Press Box Statistics)

--Tackles --

Player	T	S	A	QB	Y/L	T/L	Y/L	PD	FF	FR
Wooden	135	114	21	0.0	0.0	10.5	29.0	8	1	0
E. Robinson	105	79	26	0.0	0.0	1.0	2.0	4	0	1
Moss	88	65	23	2.0	8.0	5.5	17.5	5	1	2
C. Harris	85	77	8	0.0	0.0	0.0	0.0	12	1	1
Gray	73	68	5	0.0	0.0	0.5	0.5	19	0	0
Blackmon	60	49	11	1.0	12.0	1.5	12.5	12	1	0
Wells	57	38	19	0.0	0.0	0.5	0.5	2	0	1
Kennedy	54	40	14	6.5	38.5	10.0	54.0	3	1	0
*Stowe	52	40	12	0.0	0.0	2.0	3.0	1	0	0
Sinclair	46	37	9	5.5	25.0	10.5	35.5	2	2	2
R. Robinson	38	30	8	0.0	0.0	2.0	8.0	2	1	0
Nash	35	18	17	1.0	2.0	4.0	15.5	0	0	0
Edwards	32	24	8	6.5	46.5	10.0	59.0	0	0	1
Adams	25	16	9	2.5	20.0	4.5	24.5	4	0	0
Williams	25	19	6	1.0	9.0	4.0	19.0	4	1	1
Brown	15	15	0	0.0	0.0	0.0	0.0	3	0	0
Jones	10	9	1	0.0	0.0	1.0	3.0	4	0	0
McCrary	9	7	2	1.0	6.0	1.0	6.0	0	0	0
Bickett	7	5	2	1.0	0.0	1.0	0.0	0	1	0
Bellamy	3	2	1	0.0	0.0	0.5	0.5	0	1	0
Covington	3	0	3	0.0	0.0	0.0	0.0	0	0	0
Galloway	1	1	0	0.0	0.0	0.0	0.0	0	0	0

T - Total Tackles; S - Solo; A - Assisted; Sacks - Quarterback Sacks; Y/L - Yards Lost; T/L - Tackles for Loss (includes sacks); PD - Passes Defensed; FF - Forced Fumbles; FR - Fumble Recoveries

SPECIAL TEAMS STATISTICS

(According to Coaching Statistics)

--Tackles --

-- Blocked --

Player	T	S	A	I20	T/L	FF	FR	Pu	FG	XP
Strong	19	13	6	0.0	0.0	0	0	0	0	0
Thomas	15	9	6	0.0	0.0	0	0	0	0	0
Kyle	14	8	6	0.0	0.0	0	0	0	0	0
Bellamy	13	8	5	1.0	0.0	0	0	0	0	0
McKnight	13	11	2	1.0	1.0	0	0	0	0	0
R. Harris	12	11	1	2.0	1.0	0	0	0	0	0
Jones	9	8	1	0.0	0.0	0	0	0	0	0
R. Robinson	9	7	2	0.0	0.0	0	0	0	0	0
Wells	9	6	3	0.0	0.0	0	0	0	0	0
Brown	8	2	6	0.0	0.0	1	0	0	0	0
Covington	8	3	5	1.0	0.0	0	0	0	0	0
Logan	8	5	3	0.0	0.0	0	0	0	0	0
McCrary	8	6	2	0.0	0.0	0	0	0	0	0
Johnson	5	3	2	0.0	0.0	0	0	0	0	0
Junkin	4	1	3	1.0	0.0	0	0	0	0	0
Fauria	3	3	0	0.0	0.0	0	0	0	0	0
Peterson	3	3	0	0.0	0.0	0	0	0	0	0
Barber	2	2	0	0.0	0.0	0	0	0	0	0
Crumpler	2	0	2	0.0	0.0	0	0	0	0	0
C. Harris	2	0	2	0.0	0.0	0	0	0	0	0
Stowe	2	2	0	0.0	0.0	0	0	0	0	0
Galloway	1	1	0	0.0	0.0	0	0	0	0	0
L. Smith	1	1	0	0.0	0.0	0	0	0	0	0
Tuten	1	1	0	0.0	0.0	0	0	0	0	0
Adams	0	0	0	0.0	0.0	0	0	0	1	0
Wooden	0	0	0	0.0	0.0	0	0	0	0	1

T - Total Tackles; S - Solo; A - Assisted; I20 - Tackles Inside the 20; T/L - Tackles for Loss; FF - Forced Fumbles; FR - Fumble Recoveries; Pu - Blocked Punts; FG - Blocked Field Goals; XP - Blocked PATs

1995 HONORS

ROBERT BLACKMON, S

First-Team All-AFC

Football News

Second-Team All-AFC

United Press International

AFC Defensive Player for Week 12 (at Washington 11/19)

AFC Defensive Player for Week 15 (at Denver 12/10)

BRIAN BLADES, WR

Ed Block Courage Award Winner

JOEY GALLOWAY, WR

NFL Rookie of the Year

College and Pro Football Newsweekly

First-Team All-Rookie

Pro Football Weekly/Pro Football Writers Association

College and Pro Football Newsweekly

Football News

AFC Offensive Player for Week 11 (at Jacksonville 11/12)

AFC Special Teams Player of the Month for November

TREY JUNKIN, TE

Special Teams Captain

CORTEZ KENNEDY, DT

AFC Pro Bowl Squad

Second-Team All-AFC

United Press International

RICK MIRER, QB

Offensive Captain

TODD PETERSON, K

AFC Special Teams Player for Week 14 (vs. Philadelphia 12/3)

EUGENE ROBINSON, S

Defensive Captain

Henry P. Iba Citizenship Award

presented by the Tulsa, Oklahoma Rotary Club.

Seahawks NFL Man of the Year Nominee

RICK TUTEN, P

AFC Special Teams Player for Week 16 (vs. Oakland 12/17)

CHRIS WARREN, RB

AFC Pro Bowl Starter

Seahawks Most Valuable Player

voted by teammates

First-Team All-AFC

Pro Football Weekly/Pro Football Writers Association

United Press International

Football News

Second-Team All-NFL

Associated Press

College and Pro Football Newsweekly

Football Digest

All-Madden Team

selected by FOX-TV's NFL analyst John Madden

TERRY WOODEN, LB

Steve Largent Award Winner

PRESEASON SUMMARIES

1 Seattle Seahawks 34, St. Louis Rams 20 Saturday, August 5, 1995 — Kingdome

John Friesz and Lamar Smith sparked the Seahawks to a 34-20 win. The Rams were playing their first game since moving from Los Angeles. First, the duo combined for a 48-yard third quarter touchdown reception doubling a 20-13 lead, then, Smith ripped off a 56-yard run to the Rams 10 setting up Friesz's touchdown pass. Friesz, who played the last series of the first half until midway through the fourth quarter, completed 7-of-10 passes for 125 yards and two scores. Starter Rick Mirer played almost all the first half and orchestrated a drive to Steve Broussard's touchdown run. Sam Adams led the defense with two sacks and a forced fumble.

St. Louis	3	7	3	7	—	20
Seattle	10	10	7	7	—	34
SEA —	Bickett 35 interception return (Peterson kick)					
STL —	McLaughlin 21 FG					
SEA —	Peterson 43 FG					
SEA —	Peterson 20 FG					
SEA —	Broussard 4 run (Peterson kick)					
STL —	Bruce 41 pass Rypien (McLaughlin kick)					
STL —	McLaughlin 22 FG					
SEA —	L. Smith 48 pass Friesz (Peterson kick)					
STL —	Ross 19 pass Maddox (McLaughlin kick)					
SEA —	R. Harris 10 pass Friesz (Peterson kick)					
Att. —	35,607					

INDIVIDUAL STATISTICS

RUSHING

St. Louis	Att	Yds	LG	TD	Seattle	Att	Yds	LG	TD
Russell	7	36	11	0	L. Smith	9	95	56	0
Bostic	8	30	7	0	C. Warren	6	18	11	0
Bailey	3	15	6	0	Galloway	1	12	12	0
TOTAL	26	93	11	0	TOTAL	28	141	56	1

PASSING

St. Louis	A	C	Yds	TD	I	Seattle	A	C	Yds	TD	I
C. Miller	9	4	30	0	0	Mirer	16	7	84	0	0
Rypien	10	4	66	1	0	Friesz	10	7	125	2	0
Maddox	23	14	165	1	1	Gelbaugh	5	1	14	0	0
TOTAL	42	22	261	2	1	TOTAL	31	15	223	2	0

PASS RECEIVING

St. Louis	No	Yds	LG	TD	Seattle	No	Yds	LG	TD
Ross	5	73	20	1	McKnight	3	29	23	0
Cook	4	33	23	0	5 players with	2			
TOTAL	22	261	41	2	TOTAL	15	233	48	2

DEFENSE

St. Louis — Tackles: Newbill 5, Kors 5. **Sacks:** None. **Interceptions:** None. **Forced Fumbles:** Farr 1. **Fumble Recoveries:** Kirksey 1.

Seattle — Tackles: Three players with 6. **Sacks:** Adams 2.0, Hamilton 1.0, McCray 1.0, Werner 1.0. **Interceptions:** Bickett 1 (TD), Brown 1, Seigler 1. **Forced Fumbles:** Adams 1, Werner 1. **Fumble Recoveries:** Sinclair 1.

TEAM STATISTICS

	St. Louis	Seattle
Total First Downs	18	17
Third Down Eff.	7/17 41.2%	3/12 25.0%
Total Net Yards	310	364
Total Off. Plays	73	59
Avg. Per Play	4.3	6.2
Net Yards Rushing	93	141
Total Rushing Plays	26	28
Net Yards Passing	217	223
Times Sacked/Yards Lost	5/44	0/0
Pass Atts-Comps-Ints	42-22-1	31-15-0
Punts-No. And Avg.	6-43.0	6-41.5
Penalties-No. And Yards	6-40	8-54
Fumbles-No. And Lost	2-1	5-2
Touchdowns	4	6
Field Goals Made-Att	2-2	2-2
Time Of Possession	33:56	26:04

2 Indianapolis Colts 20, Seattle Seahawks 17 Saturday, August 12, 1995 — Kingdome

Jim Harbaugh threw a four-yard touchdown pass to Marvin Marshall with 45 seconds left to give the visiting Indianapolis Colts a 20-17 win. Seattle had a chance to tie, but rookie kicker Judd Davis' 44-yard field goal hit off the right upright on the game's last play. The Colts took a 3-0 halftime lead on Mike Cofer's 42-yard field goal on the game's opening drive. Craig Erickson completed 10-of-14 passes for 88 yards in his one half of work. Rick Mirer started and played the first half and guided Seattle from the 35 to the Colts one, but Steve Broussard was stopped for a four-yard loss on fourth down. Jim Harbaugh relieved Erickson and upped the lead to 10-0 with a six-yard run. The Seahawks answered with a 28-yard Davis field goal. John Friesz quarterbacked that drive as he did the next one which ended in his 32-yard scoring pass to Ronnie Harris and a 10-10 tie early in the fourth quarter. The Colts regained the lead on Cofer's 45-yard field goal, before Stan Gelbaugh threw a scoring pass to Carlester Crumpler with 3:02 left and a 17-13 Seattle lead, setting up Harbaugh's drive. Michael McCrary led the Seattle defense with six tackles, including two sacks and a forced fumble.

Indianapolis	3	0	7	10	—	20
Seattle	0	0	3	14	—	17

IND — Cofer 42 FG

IND — Harbaugh 6 run (Cofer kick)

SEA — Davis 28 FG

SEA — R. Harris 32 pass Friesz (Peterson kick)

IND — Cofer 45 FG

SEA — Crumpler 10 pass Gelbaugh (Davis kick)

IND — Marshall 4 pass Harbaugh (Cofer kick)

Att. — 38,006

INDIVIDUAL STATISTICS

RUSHING

Indianapolis	Att	Yds	LG	TD	Seattle	Att	Yds	LG	TD
Faulk	9	72	30	0	L. Smith	7	26	8	0
Harbaugh	3	28	14	1	Broussard	10	25	12	0
TOTAL	30	154	30	1	TOTAL	23	77	12	0

PASSING

Indianapolis	A	C	Yds	TD	I	Seattle	A	C	Yds	TD	I
Harbaugh	20	13	142	1	0	Mirer	18	11	115	0	0
Erickson	14	10	88	0	0	Friesz	11	5	72	1	0
						Gelbaugh	10	8	69	1	0
TOTAL	34	23	230	1	0	TOTAL	39	24	256	2	0

PASS RECEIVING

Indianapolis	No	Yds	LG	TD	Seattle	No	Yds	LG	TD
Bronson	4	48	15	0	R. Harris	6	84	32	1
Potts	4	39	14	0	L. Smith	3	40	17	0
Bailey	4	37	12	0	Crumpler	3	27	14	1
TOTAL	23	230	20	1	TOTAL	24	256	32	2

DEFENSE

Indianapolis — Tackles: Gray 7. Sacks: Alberts 1.0, Bennett 1.0, Nunn 1.0, Siragusa 1.0. Interceptions: None. Forced Fumbles: None. Fumble Recoveries: None.

Seattle — Tackles: C. Harris 7. Sacks: McCrary 2.0. Interceptions: None. Forced Fumbles: McCrary 1, Stowe 1. Fumble Recoveries: Covington 1.

TEAM STATISTICS

	Indianapolis	Seattle
Total First Downs	22	23
Third Down Eff.	9/14 64.3%	6/14 42.9%
Total Net Yards	366	309
Total Off. Plays	66	66
Avg. Per Play	5.6	4.7
Net Yards Rushing	154	77
Total Rushing Plays	30	23
Net Yards Passing	212	232
Times Sacked/Yards Lost	2/18	4/24
Pass Atts-Comps-Ints	34-23-0	39-24-0
Punts-No. And Avg.	2-39.0	3-47.3
Penalties-No. And Yards	7-63	5-25
Fumbles-No. And Lost	3-1	0-0
Touchdowns	2	2
Field Goals Made-Att	2-2	1-1
Time Of Possession	33:14	26:46

3 Seattle Seahawks 24, New Orleans Saints 19 Sunday, August 20, 1995 — Superdome

Big plays by all three units gave the Seahawks their second win of the 1995 preseason, a 24-19 decision over the Saints. Seattle opened the scoring as Chris Warren capped off the game-opening drive with a two-yard touchdown run. The Saints responded with 13 straight points on Jim Everett's 11-yard touchdown pass to Irv Smith and Derek Brown's eight-yard run, before Seattle countered with Todd Peterson's 30-yard field goal. Seattle then got the ball back with 11 seconds left in the half and Rick Mirer connected with Joey Galloway with a 56-yard touchdown pass. The Saints held the ball for first 10:32 of the third quarter, but were turned away after a missed field goal. Their second drive consumed the final 1:09 of the third quarter and the first 6:22 of the fourth, but linebacker David Brandon sacked quarterback Tommy Hodson forcing a fumble that Dean Wells recovered. Trey Junkin set up the final Seahawks touchdown as he recovered a fumbled punt at the Saints 11. It took two Lamar Smith carries for the touchdown and 24-13 lead with 5:13 left. New Orleans answered with Hodson's 25-yard touchdown pass to Adam Henry with 3:30 left. Seattle was then able to run out the clock. Rookie linebacker Jason Kyle led the Seahawks with 7 tackles, while Winston Moss had six. For the third straight game, the Seahawks did not suffer an interception.

Seattle	7	10	0	7	—	24
New Orleans	6	7	0	6	—	19
SEA — C. Warren 2 run (Peterson kick)						
NO — I. Smith 11 pass Everett (Lohmiller kick wide right)						
NO — D. Brown 8 run (Lohmiller kick)						
SEA — Peterson 30 FG						
SEA — Galloway 56 pass Mirer (Peterson kick)						
SEA — L. Smith 10 run (Peterson kick)						
NO — Henry 26 pass Hodson (Hodson pass failed)						
Att. — 38,228						

INDIVIDUAL STATISTICS

RUSHING

Seattle	Att	Yds	LG	TD	New Orleans	Att	Yds	LG	TD
C. Warren	14	38	6	1	Bates	11	73	32	0
L. Smith	6	34	13	1	Nussmeier	6	48	13	0
TOTAL	30	92	13	2	TOTAL	36	176	32	1

PASSING

Seattle	A	C	Yds	TD	I	New Orleans	A	C	Yds	TD	I
Mirer	12	6	137	1	0	Everett	17	9	88	1	0
Friesz	9	3	40	0	0	Hodson	15	9	133	1	0
						Nussmeier	9	4	35	0	0
TOTAL	21	9	177	1	0	TOTAL	41	22	256	2	0

PASS RECEIVING

Seattle	No	Yds	LG	TD	New Orleans	No	Yds	LG	TD
C. Warren	2	34	29	0	T. Johnson	3	40	22	0
7 players with	1				I. Smith	3	27	12	1
TOTAL	9	177	56	1	TOTAL	22	256	29	2

DEFENSE

Seattle — Tackles: Kyle 7. **Sacks:** Brandon 1.0. **Interceptions:** None. **Forced Fumbles:** Brandon 1, McMillian 1. **Fumble Recoveries:** Wells 1.
New Orleans — Tackles: Fields 6. **Sacks:** None. **Interceptions:** None. **Forced Fumbles:** None. **Fumble Recoveries:** None.

TEAM STATISTICS

	Seattle	New Orleans
Total First Downs	14	24
Third Down Eff.	5/13 38.5%	14/21 66.7%
Total Net Yards	269	423
Total Off. Plays	51	78
Avg. Per Play	5.3	5.4
Net Yards Rushing	92	176
Total Rushing Plays	30	36
Net Yards Passing	177	247
Times Sacked/Yards Lost	0/0	1/9
Pass Atts-Comps-Ints	21-9-0	41-22-0
Punts-No. And Avg.	6-42.8	2-43.5
Penalties-No. And Yards	5-43	5-37
Fumbles-No. And Lost	0-0	3-2
Touchdowns	5	5
Field Goals Made-Att	1-1	0-0
Time Of Possession	24:57	35:03

4 San Francisco 49ers 17, Seattle Seahawks 7 Saturday, August 26, 1995 — 3Com Park

Steve Young guided the defending Super Bowl champion San Francisco 49ers to 10 points and 149 total yards on their first two possessions in a 17-7 win at 3Com Park. Young marched the 49ers 84 yards in seven plays, capped by his 14-yard scoring pass to Jerry Rice. After the Seahawks went three-and-out, San Francisco went 65 yards in 12 plays to Doug Brien's 33-yard field goal. Young then retired having completed 6-of-10 passes for 103 yards and running twice for 21 yards. Rice caught five passes for 50 yards and Brent Jones four for 77. The Seahawks cut the lead to 10-7 in the second quarter on a 36-yard Rick Mirer-to-Joey Galloway touchdown pass. The only scoring in the second half came on the first play of the fourth quarter, a 16-yard touchdown pass from Elvis Grbac to Nate Singleton. The 49ers gained 403 total yards and controlled the ball for 38:35, while holding Seattle to 295 yards. The Seahawks also turned the ball over three times, all on fumbles, while the 49ers turned the ball over once, that on a Dean Wells interception. Seattle's Joe Nash was credited with a game-high seven tackles, all solo stops. Nash was credited with two of his stops during a four-play goal line stand from the Seattle six. The Seahawks ended the preseason with a 2-2 record for the fifth straight season.

Seattle	0	7	0	0	—	7
San Francisco	10	0	0	7	—	17
SF	— Rice 14 pass Young (Brien kick)					
SF	— Brien 33 FG					
SEA	— Galloway 36 pass Mirer (Peterson kick)					
SF	— Singleton 16 pass Grbac (Brien kick)					
Att.	— 53,280					

INDIVIDUAL STATISTICS

RUSHING

Seattle	Att	Yds	LG	TD	SF	Att	Yds	LG	TD
Broussard	7	50	27	0	Loville	5	22	7	0
L. Smith	5	18	13	0	3 players with		21		
TOTAL	19	74	27	0	TOTAL	34	122	15	0

PASSING

Seattle	A	C	Yds	TD	I	SF	A	C	Yds	TD	I
Mirer	16	7	121	1	0	S. Young	10	6	103	1	0
Friesz	25	12	118	0	0	Grbac	27	15	169	1	1
						Conklin	5	2	12	0	0
TOTAL	41	19	239	1	0	TOTAL	42	23	284	2	1

PASS RECEIVING

Seattle	No	Yds	LG	TD	SF	No	Yds	LG	TD
Bates	4	53	18	0	Rice	5	50	14	1
Galloway	3	62	36	1	Jones	4	77	38	0
T. Warren	3	20	12	0	C. Thomas	4	55	19	0
TOTAL	19	239	36	1	TOTAL	23	284	38	2

DEFENSE

Seattle — Tackles: E. Robinson 6, Moss 6. **Sacks:** Edwards 1.0. **Interceptions:** Wells 1. **Forced Fumbles:** None. **Fumble Recoveries:** None.

San Francisco — Tackles: Davis 6, Pope 6. **Sacks:** Bryant 1.0, Williams 1.0. **Interceptions:** None. **Forced Fumbles:** Fountaine 1, Jackson 1, Pope 1. **Fumble Recoveries:** Jordan 1, Pope 1, Stubblefield 1.

TEAM STATISTICS

	Seattle	San Francisco
Total First Downs	16	23
Third Down Eff.	7/14 50.0%	7/16 43.8%
Total Net Yards	295	403
Total Off. Plays	62	77
Avg. Per Play	4.8	5.2
Net Yards Rushing	74	122
Total Rushing Plays	19	34
Net Yards Passing	221	281
Times Sacked/Yards Lost	2/18	1/3
Pass Atts-Comps-Ints	41-19-0	42-23-1
Punts-No. And Avg.	6-43.8	5-30.4
Penalties-No. And Yards	5-35	8-65
Fumbles-No. And Lost	3-3	0-0
Touchdowns	1	2
Field Goals Made-Att	0-0	1-2
Time Of Possession	21:25	38:35

REGULAR SEASON

1 Kansas City Chiefs 34, Seattle Seahawks 10 Sunday, September 3, 1995 — Kingdome

Steve Bono and Willie Davis combined for touchdowns of 60 and 40 yards to spark the Kansas City Chiefs to a 34-10 season-opening win. After Seattle took a 3-0 lead, the duo connected from 60 yards before Lin Elliott's field goal made it 10-3. They connected again from 40 yards and Elliott closed out the first half with a 49-yard field goal. Tamarick Vanover upped the lead to 27-7 by returning the second half kickoff 99 yards for a touchdown, the longest return against the Seahawks. Bono then added his third touchdown pass. Seattle's touchdown came with 2:52 left on a 21-yard pass from John Friesz to Brian Blades, helping Blades post his 15th career 100-yard receiving game with 107 on eight receptions. Derrick Thomas (Kansas City) and Terry Wooden (Seattle) led their respective defenses. Thomas totaled nine tackles, including a sack, while Wooden had a game-high 11 tackles. The Chiefs James Hasty forced a fumble and intercepted a pass.

Kansas City	7	13	14	0	—	34
Seattle	3	0	0	7	—	10

SEA — Peterson 49 FG

KC — Davis 60 pass Bono (Elliott kick)

KC — Elliott 46 FG

KC — Davis 40 pass Bono (Elliott kick)

KC — Elliott 49 FG

KC — Vanover 99 kickoff return (Elliott kick)

KC — Dawson 16 pass Bono (Elliott kick)

SEA — Blades 21 pass Friesz (Peterson kick)

Att. — 47,564

INDIVIDUAL STATISTICS

RUSHING

Kansas City	Att	Yds	LG	TD	Seattle	Att	Yds	LG	TD
Hill	15	109	27	0	Warren	14	56	15	0
TOTAL	33	141	27	0	TOTAL	18	78	15	0

PASSING

Kansas City	A	C	Yds	TD	I	Seattle	A	C	Yds	TD	I
Bono	23	18	278	3	0	Mirer	37	19	209	0	1
TOTAL	23	18	278	3	0	TOTAL	46	24	286	1	1

PASS RECEIVING

Kansas City	No	Yds	LG	TD	Seattle	No	Yds	LG	TD
Davis	6	155	60	2	Blades	8	107	23	1
Dawson	3	29	16	1	Galloway	4	69	31	0
3 players with	2				Warren	4	16	8	0
TOTAL	18	278	60	3	TOTAL	24	286	31	1

DEFENSE

Kansas City — Tackles: Thomas 9. **Sacks:** Saleaumua 1.0, Thomas 1.0, White 1.0. **Interceptions:** Hasty 1. **Forced Fumbles:** Hasty 1. **Fumble Recoveries:** Washington 1.

Seattle — Tackles: Wooden 11. **Sacks:** None. **Interceptions:** None. **Forced Fumbles:** None. **Fumble Recoveries:** None.

TEAM STATISTICS

	Kansas City	Seattle
Total First Downs	17	20
Third Down Eff.	5/11 45.5%	4/14 28.6%
Total Net Yards	419	342
Total Off. Plays	56	67
Avg. Per Play	7.5	5.1
Net Yards Rushing	141	78
Total Rushing Plays	33	18
Net Yards Passing	278	264
Times Sacked/Yards Lost	0/0	3/22
Pass Atts-Comps-Ints	23-18-0	46-24-1
Punts-No. And Avg.	5-38.8	7-45.0
Penalties-No. And Yards	4-25	6-45
Fumbles-No. And Lost	0-0	1-1
Touchdowns	5	2
Field Goals Made-Att	2-2	1-1
Time Of Possession	32:39	27:21

2 San Diego Chargers 14, Seattle Seahawks 10 Sunday, September 10, 1995 — Jack Murphy Stadium

Stan Humphries passed for a pair of touchdowns to lead the San Diego Chargers to a 14-10 victory over the Seahawks. Humphries first connected with Tony Martin for five yards to cap the Chargers first drive. The Seahawks took a 10-7 third quarter lead on Rick Mirer's 20-yard touchdown pass to rookie Christian Fauria and Todd Peterson's 23-yard field goal. Fauria's touchdown, the first of his career, capped a drive that was set up by Terry Woodden's interception. Peterson's kick came at the end of a 57-yard drive with the second half kickoff after Chris Warren's fourth down touchdown run was nullified by a delay of game penalty. Humphries then tossed the game winner, a 15-yarder to Ronnie Harmon with 13:41 left. Seattle had two drives after San Diego took the lead, the first ending in a punt and the second in an interception. The Chargers got the ball back after the interception with 4:35 left and ran out the clock. Natrone Means rushed for 31 of the drive's 66 yards and finished the game with 115 yards on 26 attempts. Martin caught a career-high 13 passes for 163 yards. His reception total equalled the most by an opposing player in Seahawks history (Wes Chandler had 13 on September 15, 1985) and his yardage total was the most allowed by the Seahawks since Arizona's Roy Green had 166 on September 17, 1989. The San Diego defense limited the Seahawks to 209 total yards, their fewest since December 13, 1992, versus the Philadelphia Eagles. Safety Rodney Harrison had two interceptions for the Chargers.

Seattle	0	7	3	0	—	10
San Diego	7	0	0	7	—	14

SD — Martin 5 pass Humphries (Carney kick)
SEA — Fauria 20 pass Mirer (Peterson kick)
SEA — Peterson 23 FG
SD — Harmon 15 pass Humphries (Carney kick)
Att. — 54,420

INDIVIDUAL STATISTICS

RUSHING

Seattle	Att	Yds	LG	TD	San Diego	Att	Yds	LG	TD
Warren	16	56	12	0	Means	26	115	9	0
Mirer	3	19	12	0	Fletcher	3	19	11	0
TOTAL	22	82	12	0	TOTAL	36	146	11	0

PASSING

Seattle	A	C	Yds	TD	I	San Diego	A	C	Yds	TD	I
Mirer	29	13	127	1	2	Humphries	35	23	260	2	1
TOTAL	29	13	127	1	2	TOTAL	35	23	260	2	1

PASS RECEIVING

Seattle	No	Yds	LG	TD	San Diego	No	Yds	LG	TD
Fauria	4	41	20	0	Martin	13	163	24	1
Galloway	3	26	9	0	Seay	4	43	15	0
Blades	2	26	9	0	Jefferson	3	31	12	0
Warren	2	21	11	0	Pupunu	2	8	4	0
TOTAL	13	127	20	0	TOTAL	23	260	24	2

DEFENSE

Seattle — Tackles: E. Robinson 11. Sacks: Kennedy 1.0. Interceptions: Wooden 1. Forced Fumbles: Bickett 1. Fumble Recoveries: Sinclair 1.

San Diego — Tackles: Harper 5, Orlando 5. Sacks: R. Davis 1.0. Interceptions: Harrison 2. Forced Fumbles: None. Fumble Recoveries: None.

TEAM STATISTICS

	Seattle	San Diego
Total First Downs	15	25
Third Down Eff.	6/12 50.0%	6/11 54.6%
Total Net Yards	209	397
Total Off. Plays	52	72
Avg. Per Play	4.0	5.5
Net Yards Rushing	82	146
Total Rushing Plays	22	36
Net Yards Passing	127	251
Times Sacked/Yards Lost	1/0	1/9
Pass Atts-Comps-Ints	29-13-2	35-23-1
Punts-No. And Avg.	4-49.8	4-39.3
Penalties-No. And Yards	9-57	6-65
Fumbles-No. And Lost	1-0	1-1
Touchdowns	2	3
Field Goals Made-Att	1-1	0-0
Time Of Possession	25:32	34:28

3 Seattle Seahawks 24, Cincinnati Bengals 21 Sunday, September 19, 1995 — Kingdome

Dennis Erickson captured his first NFL win as the Seahawks took a 24-21 decision over the undefeated Cincinnati Bengals. Seattle had leads of 17-7 and 24-14, but the win was not secured until Bengals kicker Doug Pelfrey missed a 49-yard field goal to the right with 1:18 left. The Seahawks opened the scoring with Rick Mirer's 5-yard scoring pass to Steve Smith. After Cincinnati tied it on an 88-yard Jeff Blake to Darnay Scott touchdown pass, Seattle took a 17-7 halftime lead with a touchdown and field goal on their last two first half possessions. The touchdown came on a 50-yard Mirer to Robb Thomas pass with 1:10 left. After holding Cincinnati on a three-and-out, Mirer completed two passes for 31 yards to set up Todd Peterson's field goal at the gun. Robert Blackmon stopped a Bengals drive with an interception at the Seahawks nine. Roger Jones returned an interception 17 yards for a touchdown, cutting the Seattle lead to 17-14, but the Seahawks responded with a drive to Chris Warren's touchdown run and a 24-14 lead. Blake brought the Bengals back with a touchdown pass to Carl Pickens. After Seattle drove to the Bengals 45 and were forced to punt, Blake worked his magic again, driving his team to the Seahawks 31 setting up Pelfrey's kick. Warren posted his 14th career 100-yard rushing game and first of 1995 with 109 on 24 carries and added 22 on three receptions. The Seahawks gained 406 yards of offense, their first game over 400 yards since December 18, 1988, a span of 99 games. The Bengals had 401 yards. Steve Tovar had 14 tackles for the Bengals, while Tyrone Stowe had 10 for Seattle.

Cincinnati	7	0	0	14	—	21
Seattle	7	10	0	7	—	24

- SEA — S. Smith 5 pass Mirer (Peterson kick)
 CIN — Scott 88 pass Blake (Pelfrey kick)
 SEA — Thomas 50 pass Mirer (Peterson kick)
 SEA — Peterson 38 FG
 CIN — R. Jones 17 interception return (Pelfrey kick)
 SEA — Warren 11 run (Peterson kick)
 CIN — Pickens 22 pass Blake (Pelfrey kick)
 Att. — 39,492

INDIVIDUAL STATISTICS

RUSHING

Cincinnati	Att	Yds	LG	TD	Seattle	Att	Yds	LG	TD
Blake	5	56	20	0	Warren	24	109	30	1
Green	10	36	10	0	Mirer	7	16	11	0
TOTAL	23	110	20	0	TOTAL	36	143	30	1

PASSING

Cincinnati	A	C	Yds	TD	I	Seattle	A	C	Yds	TD	I
Blake	42	22	286	2	1	Mirer	30	21	279	2	1
TOTAL	42	22	286	2	1	TOTAL	30	21	279	2	1

PASS RECEIVING

San Diego	No	Yds	LG	TD	Seattle	No	Yds	LG	TD
Pickens	8	88	22	1	Blades	7	74	29	0
McGee	6	87	27	0	Galloway	6	78	28	0
Scott	3	98	88	1	Warren	3	22	16	0
TOTAL	23	291	88	2	TOTAL	21	279	50	2

DEFENSE

Cincinnati — Tackles: Tovar 14. Sacks: Copeland 2.0. Interceptions: R. Jones 1 (TD). Forced Fumbles: None. Fumble Recoveries: None.

Seattle — Tackles: Stowe 10. Sacks: None. Interceptions: Blackmon 1. Forced Fumbles: None. Fumble Recoveries: None.

TEAM STATISTICS

	Cincinnati	Seattle
Total First Downs	18	24
Third Down Eff.	4/16 25.0%	5/14 35.7%
Total Net Yards	401	406
Total Off. Plays	67	68
Avg. Per Play	6.0	6.0
Net Yards Rushing	110	143
Total Rushing Plays	23	36
Net Yards Passing	291	263
Times Sacked/Yards Lost	1/0	2/16
Pass Atts-Comps-Ints	43-23-1	30-21-1
Punts-No. And Avg.	6-47.3	6-39.2
Penalties-No. And Yards	8-70	4-63
Fumbles-No. And Lost	1-0	0-0
Touchdowns	3	3
Field Goals Made-Att	0-2	1-2
Time Of Possession	28:50	31:10

4 Seattle Seahawks 27, Denver Broncos 10 Sunday, October 1, 1995 — Kingdome

Chris Warren rushed for 115 yards and a personal best three touchdowns as the Seahawks won their second straight. Warren scored on runs of 1, 4, and 4 yards as he recorded his 15th career 100-yard game. Seattle gained 422 yards of offense, including 230 rushing. Joey Galloway gained 54 yards on three reverses and Steve Broussard added 37. The Seahawks posted back-to-back 400-yard games for the first time since the last two games of the 1988 season. Seattle's 26 first downs were their most since the last game of the 1990 season, their 15 rushing first downs equalled the fourth most in franchise history, and they controlled the ball for 37:03. After a scoreless first 28:18, Seattle posted 10 points in 1:40 for a 10-0 halftime lead. Rick Mirer's 51-yard pass to Galloway put the ball at the Broncos 7, setting up Warren's one-yard run. After a punt, Mirer hit Carlester Crumpler for 24 yards setting up Todd Peterson's 45-yard field goal. Warren finished off the opening drive of the third quarter with a four-yard score and finished off a fourth quarter drive with another score. The defense allowed a season-low 318 yards and recovered a fumble. Strong safety Rafael Robinson subbed for an injured Robert Blackmon (hamstring) and led the defense with eight tackles. Michael Sinclair tied a team record with two forced fumbles. Galloway caught four passes for a personal-best 89 yards, including the 51-yarder. Eight Seattle receivers caught passes for the second consecutive game. Seattle controlled the ball for 21:37 of the second half and gained 235 yards, including 158 rushing.

Denver	0	0	3	7	—	10
Seattle	0	10	7	10	—	27

SEA — Warren 1 run (Peterson kick)

SEA — Peterson 45 FG

SEA — Warren 4 run (Peterson kick)

DEN — Elam 30 FG

SEA — Warren 4 run (Peterson kick)

DEN — Pritchard 26 pass Elway (Elam kick)

SEA — Peterson 20 FG

Att — 49,914

INDIVIDUAL STATISTICS

RUSHING

Denver	Att	Yds	LG	TD	Seattle	Att	Yds	LG	TD
Davis	15	61	31	0	Warren	24	115	18	3
Elway	3	11	8	0	Galloway	3	54	20	0
TOTAL	19	75	31	0	TOTAL	41	230	20	3

PASSING

Denver	A	C	Yds	TD	I	Seattle	A	C	Yds	TD	I
Elway	37	19	209	1	0	Mirer	24	16	222	0	0
TOTAL	45	23	243	1	0	TOTAL	24	16	222	0	0

PASS RECEIVING

Denver	No	Yds	LG	TD	Seattle	No	Yds	LG	TD
Sharpe	8	94	25	0	Galloway	4	89	51	0
Craver	5	32	9	0	Blades	4	32	9	0
V. Johnson	4	44	16	0	2 players with	2			
TOTAL	23	243	26	1	TOTAL	16	222	51	3

DEFENSE

Denver — Tackles: Atwater 10. Sacks: Aldridge 1.0, Fletcher 1.0, Hasselbach 1.0, Perry 1.0. Interceptions: None. Forced Fumbles: None. Fumble Recoveries: None.

Seattle — Tackles: R. Robinson 8. Sacks: None. Interceptions: None. Forced Fumbles: Sinclair 2. Fumble Recoveries: E. Robinson 1.

TEAM STATISTICS

	Denver	Seattle
Total First Downs	18	26
Third Down Eff.	6/14 42.9%	9/14 64.3%
Total Net Yards	318	422
Total Off. Plays	64	69
Net Yards Rushing	75	230
Total Rushing Plays	19	41
Net Yards Passing	243	192
Times Sacked/Yards Lost	0/0	4/30
Pass Atts-Comps-Ints	45-23-0	24-16-0
Punts-No. And Avg.	3-40.0	3-39.7
Penalties-No. And Yards	5-20	4-23
Fumbles-No. And Lost	2-1	0-0
Touchdowns	1	3
Field Goals Made-Att	1-1	2-2
Time Of Possession	22:57	37:03

5 Oakland Raiders 34, Seattle Seahawks 14 Sunday, October 8, 1995 — Oakland Coliseum

Harvey Williams rushed for a career-high 160 yards, while Jeff Hostetler passed for 333, including five for 143 to Tim Brown, as the Oakland Raiders defeated the Seahawks. The game was Seattle's first in Oakland since September 20, 1981. Williams racked up the fourth most rushing yards allowed by the Seahawks and the most since the Raiders Bo Jackson ran for 221 yards on November 30, 1987. Jeff Jaeger kicked two field goals for a 6-0 second quarter Raiders lead before Hostetler's 80-yard scoring pass to Brown. The Seahawks cut the lead to 13-7 on a 21-yard third quarter scoring run by Steve Broussard, his first as a member of the Seahawks. Oakland answered with a touchdown run by Williams and Williams' 13-yard scoring pass on only his second career attempt and first completion. Brown caught five passes for 143 yards giving him touchdowns via reception (77 and 80 yards), and punt return (74 yards), versus Seattle plus a 95-yard kickoff return. The 531 yards allowed by Seattle was the fourth most allowed all-time and the most since the San Francisco 49ers had 580 on September 25, 1988. Joey Galloway scored his first NFL touchdown on a 35-yard fourth quarter pass from Rick Mirer. The Raiders defense forced a pair of turnovers and held the Seattle offense without a third down conversion (0-11) for only the fourth time in franchise history. Seattle recorded a season-high three sacks.

Seattle	0	0	7	7	—	14
Oakland	3	10	14	7	—	34

OAK — Jaeger 37 FG

OAK — Jaeger 24 FG

OAK — Brown 80 pass Hostetler (Jaeger kick)

SEA — Broussard 21 run (Peterson kick)

OAK — Williams 25 run (Jaeger kick)

OAK — Glover 13 pass Williams (Jaeger kick)

OAK — Cash 16 pass Hostetler (Jaeger kick)

SEA — Galloway 35 pass Mirer (Peterson kick)

Att. — 50,213

INDIVIDUAL STATISTICS

RUSHING

Seattle	Att	Yds	LG	TD	Oakland	Att	Yds	LG	TD
Warren	16	57	22	0	H. Williams	19	160	37	1
Broussard	8	56	21	1	Kaufman	6	18	8	0
TOTAL	27	116	22	1	TOTAL	32	196	37	1

PASSING

Seattle	A	C	Yds	TD	I	Oakland	A	C	Yds	TD	I
Mirer	33	15	236	1	2	Hostetler	33	20	333	2	0
						H. Williams	1	1	13	1	0
TOTAL	33	15	236	1	2	TOTAL	34	21	346	3	0

PASS RECEIVING

Seattle	No	Yds	LG	TD	Oakland	No	Yds	LG	TD
Blades	5	63	24	0	Brown	5	143	80	1
Galloway	4	87	35	1	Hobbs	4	68	29	0
Thomas	2	32	20	0	Glover	4	45	24	1
TOTAL	15	236	35	1	TOTAL	21	346	80	3

DEFENSE

Seattle — Tackles: Stowe 8. Sacks: Kennedy 1.0, Nash 1.0, Sinclair 1.0.

Interceptions: None. Forced Fumbles: None. Fumble Recoveries: None.

Oakland — Tackles: Jones 9. Sacks: Ball 1.0, Bruce 1.0. Interceptions:

Jones 1, McDaniel 1. Forced Fumbles: None. Fumble Recoveries: None.

TEAM STATISTICS

	Seattle	Oakland
Total First Downs	19	24
Third Down Eff.	0/11 0.0%	4/12 33.3%
Total Net Yards	343	531
Total Off. Plays	62	69
Net Yards Rushing	116	196
Total Rushing Plays	27	32
Net Yards Passing	227	335
Times Sacked/Yards Lost	2/9	3/11
Pass Atts-Comps-Ints	33-15-2	34-21-0
Punts-No. And Avg.	7-40.7	4-38.8
Penalties-No. And Yards	8-40	9-55
Fumbles-No. And Lost	1-0	0-0
Touchdowns	2	4
Field Goals Made-Att	0-0	2-2
Time Of Possession	26:05	33:55

6 Buffalo Bills 27, Seattle Seahawks 21

Sunday, October 15, 1995 — Rich Stadium

Three were wild in the Seahawks first ever visit to Rich Stadium in Buffalo as the Bills won 27-21. Jim Kelly's three touchdowns passes, including two to Bill Brooks, led the offense, while the defense intercepted three passes enroute to four total takeaways, to set up 17 points. Kelly and Brooks connected from 28 and 30 yards, the first tying the game at 7-7 and the second upping the Bills lead to 24-7. The Seahawks came back scoring on a 54-yard Rick Mirer to Joey Galloway pass. The Bills upped their lead to 27-14, before Chris Warren scored with 4:17 left. After forcing a punt, Seattle took over on their own 20 with 1:09 left. Two completions and a penalty moved the ball to the Bills' 40, but Mirer's desperation pass to the end zone was intercepted by Thomas Smith. Warren's first touchdown gave Seattle a 7-0 second quarter lead. After Brooks first touchdown allowed the Bills to tie the game, Buffalo recovered a fumble on the ensuing kickoff and Christie's field goal gave Buffalo the lead for good. Kelly's touchdown pass to Lonnie Johnson upped the lead to 17-7. Galloway became the first Seahawks rookie to have a 100-yard receiving game since Brian Blades in 1988, with five catches for 102 yards. Bryce Paup had two of Buffalo's four sacks.

Seattle	0	7	7	7	—	21
Buffalo	0	10	14	3	—	27
SEA	— Warren 3 run (Peterson kick)					
BUF	— Brooks 28 pass Kelly (Christie kick)					
BUF	— Christie 43 FG					
BUF	— Johnson 2 pass Kelly (Christie kick)					
BUF	— Brooks 30 pass Kelly (Christie kick)					
SEA	— Galloway 54 pass Mirer (Peterson kick)					
BUF	— Christie 26 FG					
SEA	— Warren 3 run (Peterson kick)					
Att.	— 74,362					

INDIVIDUAL STATISTICS

RUSHING

Seattle	Att	Yds	LG	TD	Buffalo	Att	Yds	LG	TD
Warren	23	64	9	2	Thomas	24	51	8	0
Galloway	2	9	8	0	Holmes	12	50	12	0
TOTAL	30	78	9	2	TOTAL	38	115	17	0

PASSING

Seattle	A	C	Yds	TD	I	Buffalo	A	C	Yds	TD	I
Mirer	34	15	218	1	3	Kelly	36	21	275	3	0
TOTAL	34	15	218	1	3	TOTAL	36	21	275	3	0

PASS RECEIVING

Seattle	No	Yds	LG	TD	Buffalo	No	Yds	LG	TD
Galloway	5	102	54	1	Johnson	7	74	31	1
Blades	3	32	13	0	Brooks	6	109	30	2
2 players with	2				Copeland	5	67	25	0
TOTAL	15	218	54	1	TOTAL	21	275	31	3

DEFENSE

Seattle — **Tackles:** Stowe 11. **Sacks:** Adams 1.0, Williams 1.0. **Interceptions:** None. **Forced Fumbles:** Williams 1. **Fumble Recoveries:** None.

Buffalo — **Tackles:** Bennett 10. **Sacks:** Paup 2.0, Hansen 1.0, Rogers 1.0. **Interceptions:** Burris 1, Schultz 1, T. Smith 1. **Forced Fumbles:** None. **Fumble Recoveries:** None.

TEAM STATISTICS

	Seattle	Buffalo
Total First Downs	16	23
Third Down Eff.	4/15 26.7%	6/17 35.3%
Total Net Yards	268	374
Total Off. Plays	68	76
Avg. Per Play	3.9	4.9
Net Yards Rushing	78	115
Total Rushing Plays	30	38
Net Yards Passing	190	259
Times Sacked/Yards Lost	4/28	2/16
Pass Atts-Comps-Ints	34-15-3	36-21-0
Punts-No. And Avg.	6-52.8	7-39.6
Penalties-No. And Yards	5-35	6-50
Fumbles-No. And Lost	2-1	1-0
Touchdowns	3	3
Field Goals Made-Att	0-0	2-3
Time Of Possession	28:08	31:52

7 San Diego Chargers 35, Seattle Seahawks 25

Sunday, October 22, 1995 — Kingdome

Stan Humphries returned from a shoulder injury to throw three touchdown passes and Leslie O'Neal contributed four sacks to pace the San Diego Chargers to a 35-25 win, breaking a three-game losing streak. Humphries connected twice with Ronnie Harmon and once with Mark Seay. Natrone Means had the Chargers other offensive touchdown on a seven-yard run. O'Neal led a San Diego defense that recorded seven sacks and forced four turnovers, including three interceptions. Shaun Gayle recovered the fumble in the end zone for a touchdown and added an interception. Seattle opened the scoring with a 41-yard Rick Mirer to Brian Blades touchdown pass. San Diego answered utilizing Terrell Fletcher's 41-yard run with a fake punt to set up Humphries' pass to Harmon. The Chargers jumped to a 25-10 halftime lead with 19 second quarter points. Seattle sliced to 25-16 on Chris Warren's touchdown before Humphries found Harmon again and John Carney added a field goal for a 35-19 lead. Warren rushed for a game-high 112 yards on 18 carries, the first back to break the century mark against the Chargers in 38 games, including the postseason. Dean Wells, starting at middle linebacker for an injured Tyrone Stowe, had a career high 10 tackles.

San Diego	6	19	0	10	—	35
Seattle	7	3	6	9	—	25

SEA — Blades 41 pass Mirer (Peterson kick)
 SD — Harmon 12 pass Humphries (Carney kick blocked)
 SD — Seay 2 pass Humphries (Humphries pass failed)
 SD — Gayle fumble recovery in end zone (Humphries pass failed)
 SEA — Peterson 48 FG
 SD — Means 7 run (Carney kick)
 SEA — Warren 1 run (Mirer pass failed)
 SD — Harmon 23 pass Humphries (Carney kick)
 SEA — Peterson 27 FG
 SD — Carney 25 FG
 SEA — Warren 6 run (Warren run failed)
 Att — 45,821

INDIVIDUAL STATISTICS

RUSHING

San Diego	Att	Yds	LG	TD	Seattle	Att	Yds	LG	TD
Means	26	91	36	1	Warren	18	112	17	2
Fletcher	4	57	46	0	Mirer	5	32	17	0
TOTAL	36	153	46	1	TOTAL	25	150	17	2

PASSING

San Diego	A	C	Yds	TD	I	Seattle	A	C	Yds	TD	I
Humphries	26	14	166	3	1	Mirer	26	17	216	1	3
						Friesz	5	4	56	0	0
TOTAL	26	14	166	3	1	TOTAL	31	21	272	1	3

PASS RECEIVING

San Diego	No	Yds	LG	TD	Seattle	No	Yds	LG	TD
Seay	4	34	17	1	Warren	4	45	17	0
Harmon	3	40	23	2	Crumpler	4	44	20	0
Fletcher	2	20	15	0	Fauria	3	22	8	0
TOTAL	14	166	37	3	TOTAL	21	272	41	1

DEFENSE

San Diego — Tackles: Orlando 9. **Sacks:** O'Neal 4.0, R. Johnson 1.0, Seau 1.0, Davis 0.5, Lee 0.5. **Interceptions:** Gayle 1, Harper 1, Shaw 1. **Forced Fumbles:** Bush 1. **Fumble Recoveries:** Gayle 1.
Seattle — Tackles: Wells 10. **Sacks:** Kennedy 1.5, Edwards 0.5. **Interceptions:** Gray 1. **Forced Fumbles:** None. **Fumble Recoveries:** None.

TEAM STATISTICS

	San Diego	Seattle
Total First Downs	15	24
Third Down Eff.	6/17 35.3%	3/9 33.3%
Total Net Yards	299	383
Total Off. Plays	64	63
Avg. Per Play	4.7	6.1
Net Yards Rushing	153	150
Total Rushing Plays	36	25
Net Yards Passing	146	233
Times Sacked/Yards Lost	2/20	7/39
Pass Atts-Comps-Ints	26-14-1	31-21-3
Punts-No. And Avg.	5-47.2	4-42.8
Penalties-No. And Yards	5-45	8-69
Fumbles-No. And Lost	0-0	2-1
Touchdowns	6	4
Field Goals Made-Att	1-1	2-2
Time Of Possession	28:55	31:05

8 Arizona Cardinals 20, Seattle Seahawks 14 (Overtime)

Sunday, October 29, 1995 — Sun Devil Stadium

Lorenzo Lynch returned a deflected pass 72 yards for a touchdown with 3:33 left in overtime to give the Arizona Cardinals a 20-14 win. Lynch's return ended a game that featured a combined 11 turnovers, including seven by the Seahawks, who equaled a team record by fumbling eight times. Arizona took the overtime kickoff and marched to the Seattle 10, where Sam Adams blocked a 27-yard field goal attempt. Seattle took the ball and drove to the Cardinals 33, but John Friesz's pass bounced to Lynch who returned it for the touchdown. Arizona jumped to a 14-0 lead by capitalizing on two Seahawks turnovers. Seattle rallied to tie the game with 11:08 left on two touchdown passes from Friesz to Mack Strong. The second came after Lamar Smith's franchise record 68-yard run put the ball on the one. Seattle equaled their season high by rushing for 230 yards, paced by Chris Warren's 127 on 23 carries. Smith, who totaled 22 career yards entering the contest, gained 85 on three carries. Seattle gained a season-high 428 total yards, their fourth 400-yard game of the season, the most since 1988. However, they turned the ball over seven times, one off the franchise record, including four on interceptions, and were penalized 13 times. The Seahawks defense limited the Cardinals to 305 yards, including 250 in regulation, and recorded four takeaways, including a pair of interceptions by Carlton Gray. Terry Wooden posted a game-high 14 tackles, one off his career high.

Seattle	0	0	7	7	0	—	14
Arizona	7	7	0	0	6	—	20

ARIZ — Moore 8 pass Krieg (Davis kick)
 ARIZ — McCants 5 own fumble return (Davis kick)
 SEA — Strong 17 pass Friesz (Peterson kick)
 SEA — Strong 2 pass Friesz (Peterson kick)
 ARIZ — Lynch 72 interception return (no attempt)
 Att. — 39,600

INDIVIDUAL STATISTICS

RUSHING

Seattle	Att	Yds	LG	TD	Arizona	Att	Yds	LG	TD
Warren	23	127	52	0	Hearst	21	54	11	0
L. Smith	3	85	68	0	Krieg	4	33	17	0
TOTAL	27	230	68	0	TOTAL	33	115	17	0

PASSING

Seattle	A	C	Yds	TD	I	Arizona	A	C	Yds	TD	I
Friesz	32	17	205	2	2	Krieg	45	23	200	1	0
TOTAL	34	17	205	2	4	TOTAL	45	23	200	1	0

PASS RECEIVING

Seattle	No	Yds	LG	TD	Arizona	No	Yds	LG	TD
Crumpler	6	59	13	0	Centers	9	73	23	0
Blades	5	69	23	0	Moore	6	77	21	1
Strong	4	42	17	2	Gaines	4	27	21	0
TOTAL	17	205	23	2	TOTAL	23	200	23	1

DEFENSE

Seattle — Tackles: Wooden 14. Sacks: Edwards 1.0. Interceptions: Gray 2. Forced Fumbles: C. Harris 1, R. Robinson 1. Fumble Recoveries: Moss 1, Williams 1.

Arizona — Tackles: Bankston 10. Sacks: Bankston 1.0, Swann 1.0. Interceptions: Bankston 1, Lynch 1, Paul 1, A. Williams 1. Forced Fumbles: Alexander 1, Lynch 1, Miller 1, Simmons 1. Fumble Recoveries: Joyner 1, McCants 1, Miller 1.

TEAM STATISTICS

	Seattle	Arizona
Total First Downs	17	20
Third Down Eff.	7/18 38.9%	8/17 47.1%
Total Net Yards	428	305
Total Off. Plays	72	79
Avg. Per Play	6.0	3.9
Net Yards Rushing	230	115
Total Rushing Plays	37	33
Net Yards Passing	203	190
Times Sacked/Yards Lost	1/2	1/10
Pass Atts-Comps-Ints	34-17-4	45-23-2
Punts-No. And Avg.	5-49.8	8-44.8
Penalties-No. And Yards	13-74	9-66
Fumbles-No. And Lost	8-3	3-2
Touchdowns	4	5
Field Goals Made-Att	0-0	0-0
Time Of Possession	30:56	40:20

9 Seattle Seahawks 30, New York Giants 28

Sunday, November 5, 1995 — Kingdome

Todd Peterson kicked his third field goal of the second half with 1:27 left to give the Seahawks a 30-28 win. The win was not secured until the Giants missed a 48-yard attempt to the right on the final play. Peterson's career-high effort allowed Seattle to rebound from losing a 21-3 first quarter lead. The Seahawks had built the lead on Rick Mirer's two touchdown passes to Brian Blades and Joey Galloway's club record 89 yard punt return touchdown. New York came back with 19 straight second quarter points for a 22-21 halftime lead. Quarterback Dave Brown completed 10-of-13 passes for 134 yards and two touchdowns in the quarter. Seattle re-took the lead as Peterson booted a field goal and later added another for a 27-22 lead. The Giants countered with Hampton's touchdown. Seattle started their drive to the game-winning points at their nine with 5:19 left. New York came back driving to the Seahawks 30 for their attempt. The Seahawks played the entire second half without Chris Warren, who reinjured his left ankle. With Steve Broussard already out with a hamstring injury, Lamar Smith played the entire second half and contributed 84 yards on 19 carries.

New York	3	19	0	6	—	28
Seattle	21	0	3	6	—	30
SEA — Blades	33 pass Mirer (Peterson kick)					
NY — Daluiso	23 FG					
SEA — Blades	44 pass Mirer (Peterson kick)					
SEA — Galloway	89 punt return (Peterson kick)					
NY — Walker	8 pass Brown (Daluiso kick)					
NY — Sherrard	28 pass Brown (Hampton run failed)					
NY — Hampton	1 run (Brown pass incomplete)					
SEA — Peterson	23 FG					
SEA — Peterson	41 FG					
NY — Hampton	1 run (Brown pass incomplete)					
SEA — Peterson	32 FG					
Att.	— 42,100					

INDIVIDUAL STATISTICS

RUSHING

New York	Att	Yds	LG	TD	Seattle	Att	Yds	LG	TD
Hampton	18	54	10	2	L. Smith	19	84	16	0
Brown	3	28	16	0	Warren	7	24	13	0
TOTAL	31	117	16	2	TOTAL	32	138	16	0

PASSING

New York	A	C	Yds	TD	I	Seattle	A	C	Yds	TD	I
Brown	41	20	299	2	0	Mirer	31	17	253	2	0
TOTAL	41	20	299	2	0	TOTAL	31	17	253	2	0

PASS RECEIVING

New York	No	Yds	LG	TD	Seattle	No	Yds	LG	TD
Sherrard	6	128	30	1	Blades	6	153	44	2
Calloway	4	59	21	0	Galloway	4	35	10	0
2 players with	3				Warren	2	13	11	0
TOTAL	20	299	30	2	TOTAL	17	253	44	2

DEFENSE

New York — Tackles: Brooks 8. **Sacks:** Hamilton 1.0, Harris 1.0. **Interceptions:** Sparks 1. **Forced Fumbles:** Hamilton 1. **Fumble Recoveries:** Randolph 1.

Seattle — Tackles: Wooden 11. **Sacks:** Edwards 1.5, Moss 1.0, Adams 0.5. **Interceptions:** None. **Forced Fumbles:** None. **Fumble Recoveries:** None.

TEAM STATISTICS

	New York		Seattle	
Total First Downs	26		24	
Third Down Eff.	8/16	50.0%	5/12	41.7%
Total Net Yards	403		386	
Total Off. Plays	75		65	
Avg. Per Play	5.4		5.9	
Net Yards Rushing	117		138	
Total Rushing Plays	31		32	
Net Yards Passing	286		248	
Times Sacked/Yards Lost	3/13		2/5	
Pass Atts-Comps-Ints	41-30-0		31-17-1	
Punts-No. And Avg.	6-42.2		3-46.0	
Penalties-No. And Yards	8-81		6-53	
Fumbles-No. And Lost	0-0		1-0	
Touchdowns	4		3	
Field Goals Made-Att	1-1		3-3	
Time Of Possession	33:14		26:46	

10 Seattle Seahawks 47, Jacksonville Jaguars 30

Sunday, November 12, 1995 — Jacksonville Stadium

Joey Galloway scored three touchdowns and had 237 all-purpose yards as the Seahawks defeated the Jaguars. Seattle's scoring outburst was their highest since the second game of 1985. Galloway, named AFC Offensive Player of the Week, caught five passes for a career-best 114 yards and two touchdowns and ran a reverse for an 86-yard score. Galloway's run on the reverse was the longest in franchise history and longest in the NFL in 1995. Corey Harris' first career interception set up Galloway's third touchdown, giving the Seahawks a 28-27 lead. Seattle put the game away in the fourth quarter with 19 points, including Sam Adams' safety on an end zone sack. The 47 points were Seattle's most since the second game of the 1985 season and their 481 yards were their most since the last game of the 1988 season. Michael Sinclair had 1.5 sacks and a fumble recovery.

Seattle	14	7	7	19	—	47
Jacksonville	7	20	0	3	—	30

- SEA — Warren 29 run (Peterson kick)
 JAX — Brunell 3 run (Hollis kick)
 SEA — Galloway 38 pass Mirer (Peterson kick)
 JAX — Dunbar 2 run (Hollis kick)
 SEA — Galloway 86 run (Peterson kick)
 JAX — Givins 15 pass Brunell (Hollis kick)
 JAX — Hollis 26 FG
 JAX — Hollis 50 FG
 SEA — Galloway 23 pass Mirer (Peterson kick)
 SEA — Strong 4 run (Peterson kick)
 JAX — Hollis 29 FG
 SEA — Peterson 25 FG
 SEA — Johnson 2 run (Peterson kick)
 SEA — Safety, Adams sacks Brunell in end zone
 Att — 71,290

INDIVIDUAL STATISTICS

RUSHING

Seattle	Att	Yds	LG	TD	Jacksonville	Att	Yds	LG	TD
Warren	27	121	29	1	Brunell	6	60	18	1
Galloway	1	86	86	1	Dunbar	15	53	18	1
TOTAL	40	246	86	4	TOTAL	28	161	21	2

PASSING

Seattle	A	C	Yds	TD	I	Jacksonville	A	C	Yds	TD	I
Mirer	31	18	244	2	1	Brunell	20	13	121	1	1
TOTAL	31	18	244	2	1	TOTAL	20	13	121	1	1

PASS RECEIVING

Seattle	No	Yds	LG	TD	Jacksonville	No	Yds	LG	TD
Galloway	5	114	38	2	Givins	5	46	15	1
Blades	5	43	20	0	W. Jackson	3	16	7	0
Warren	4	52	16	0	Griffith	2	32	28	0
TOTAL	18	244	38	2	TOTAL	13	121	28	1

DEFENSE

Seattle — Tackles: Wooden 7. **Sacks:** Sinclair 1.5, Adams 1.0, Kennedy 0.5. **Interceptions:** C. Harris 1. **Forced Fumbles:** Bellamy 1. **Fumble Recoveries:** Sinclair 1.

Jacksonville — Tackles: Washington 7. **Sacks:** Davey 1.0, Smeenge 1.0. **Interceptions:** Colon 1. **Forced Fumbles:** Smeenge 1. **Fumble Recoveries:** None.

TEAM STATISTICS

	Seattle	Jacksonville
Total First Downs	26	19
Third Down Eff.	8/14 57.1%	2/7 28.6%
Total Net Yards	481	266
Total Off. Plays	73	51
Avg. Per Play	6.6	5.2
Net Yards Rushing	246	161
Total Rushing Plays	40	28
Net Yards Passing	235	105
Times Sacked/Yards Lost	2/9	3/16
Pass Atts-Comps-Ints	31-18-1	20-13-1
Punts-No. And Avg.	3-48.0	3-46.3
Penalties-No. And Yards	10-129	9-75
Fumbles-No. And Lost	1-0	2-1
Touchdowns	7	4
Field Goals Made-Att	1-1	3-3
Time Of Possession	34:03	25:57

11 Seattle Seahawks 27, Washington Redskins 20

Sunday, November 19, 1995 — R.F.K. Memorial Stadium

Chris Warren rushed for 136 yards, including 98 in the second half, and the Seattle defense collected five takeaways. Warren's 100-yard game was his sixth of the season and third in the last four games. He had 10 carries for 61 yards in the fourth quarter, including the game-clinching five-yard touchdown run with 7:46 left. Robert Blackmon earned AFC Defensive Player of the Week honors after intercepting two passes. The first came in the Seahawks end zone preserving a 17-10 lead. The second came with 8:34 left, setting up Warren's score. Winston Moss and Corey Harris also had interceptions to set up field goals. Joey Galloway's touchdown was his fifth in the last three games. After the Redskins closed to within four points at 17-13, Blackmon's second interception set up Warren's run and gave Seattle a 24-13 lead. Todd Peterson followed with a field goal after Harris' interception. The Redskins scored with 1:18 left, but Carlester Crumpler recovered the on-sides kick. Terry Wooden led the Seahawks with 10 tackles and forced a fumble. Cortez Kennedy and Antonio Edwards each had a sack.

Seattle	3	7	7	10	—	27
Washington	3	7	0	10	—	20

SEA — Peterson 39 FG

WN — Murray 18 FG

SEA — Galloway 59 pass Mirer (Peterson kick)

WN — Truitt 18 pass Frerotte (Murray kick)

SEA — Crumpler 10 pass Mirer (Peterson kick)

WN — Murray 48 FG

SEA — Warren 5 run (Peterson kick)

SEA — Peterson 47 FG

WN — Westbrook 5 pass Shuler (Murray kick)

Att — 51,298

INDIVIDUAL STATISTICS

RUSHING

Seattle	Att	Yds	LG	TD	Washington	Att	Yds	LG	TD
Warren	29	136	14	1	Allen	15	41	7	0
Mirer	5	33	24	0	Logan	2	15	13	0
TOTAL	39	167	24	1	TOTAL	22	67	13	0

PASSING

Seattle	A	C	Yds	TD	I	Washington	A	C	Yds	TD	I
Mirer	32	18	185	2	2	Frerotte	32	14	200	1	2
						Shuler	12	10	98	1	2
TOTAL	32	18	185	2	2	TOTAL	44	24	298	2	4

PASS RECEIVING

Seattle	No	Yds	LG	TD	Washington	No	Yds	LG	TD
Blades	6	55	16	0	Mitchell	7	68	21	0
Galloway	4	90	59	1	Truitt	4	75	47	1
Warren	3	-24	0	0	Ellard	4	64	20	0
TOTAL	18	185	59	2	TOTAL	24	298	47	2

DEFENSE

Seattle — Tackles: Wooden 10. **Sacks:** Edwards 1.0, Kennedy 1.0. **Interceptions:** Blackmon 2, C. Harris 1, Moss 1. **Forced Fumbles:** Wooden 1. **Fumble Recoveries:** Wells 1.

Washington — Tackles: Stephens 6. **Sacks:** Boutte 1.0, Palmer 1.0. **Interceptions:** Carter 1, Patton 1. **Forced Fumbles:** Patton 1. **Fumble Recoveries:** None.

TEAM STATISTICS

	Seattle	Washington
Total First Downs	21	20
Third Down Eff.	7/16 43.8%	5/13 38.5%
Total Net Yards	340	348
Total Off. Plays	73	68
Avg. Per Play	4.7	5.1
Net Yards Rushing	167	67
Total Rushing Plays	39	22
Net Yards Passing	173	281
Times Sacked/Yards Lost	2/12	2/17
Pass Atts-Comps-Ints	32-18-2	44-24-4
Punts-No. And Avg.	5-41.8	5-37.8
Penalties-No. And Yards	4-33	5-43
Fumbles-No. And Lost	2-0	1-1
Touchdowns	4	3
Field Goals Made-Att	2-3	2-2
Time Of Possession	31:54	28:06

12 New York Jets 16, Seattle Seahawks 10

Sunday, November 26, 1995 — Kingdome

Nick Lowery's three field goals and Adrian Murrell's touchdown run stood up as the Jets defeated the Seahawks. The win was the first for the Jets on the road since November 20, 1994, a span of seven games. The loss broke a three-game Seahawks winning streak and denied the team a chance to reach the .500 mark this late (12 games) in the season since 1991. Seattle turned the ball over on each of their first three possessions, but the Jets were only able to capitalize on the first on Murrell's run. Lowery added two second quarter field goals for a 13-0 halftime lead. Seattle made it 13-10 in the third quarter, but it was as close as they could get as Lowery added a field goal at the end of a 7:21 drive of the fourth quarter. Seattle had one last possession, driving to the Jets 47, but lost the ball on downs and New York then ran out the last 3:01. Murrell gained a career-high 116 yards rushing and added a game-high seven receptions for 37 yards gaining 153 of the Jets 255 total yards. The Seahawks were limited to 192 total yards, including 74 rushing, and had the ball for 26:11. Chris Warren, the AFC's leading rusher, was held to 63 yards on 16 carries, but passed 1,000 yards for the season, the first Seahawks back and 14th in NFL history, to have four straight 1,000-yard seasons. The Jets had three sacks and three takeaways. Aaron Glenn had two of the takeaways, his first career interception, and a fumble recovery. Marvin Jones had two tackles for loss among his six tackles for the Jets. Eugene Robinson had nine tackles and Terry Wooden eight for Seattle, while Carlton Gray had five in addition to his interception.

N.Y. Jets	7	6	0	3	—	16
Seattle	0	0	10	0	—	10

NYJ — Murrell 2 run (Lowery kick)
 NYJ — Lowery 38 FG
 NYJ — Lowery 33 FG
 SEA — Strong 6 pass Mirer (Peterson kick)
 SEA — Peterson 42 FG
 NYJ — Lowery 41 FG
 Att — 41,160

INDIVIDUAL STATISTICS

RUSHING

New York	Att	Yds	LG	TD	Seattle	Att	Yds	LG	TD
Murrell	24	116	21	1	Warren	16	63	18	0
TOTAL	32	112	21	1	TOTAL	23	74	18	0

PASSING

New York	A	C	Yds	TD	I	Seattle	A	C	Yds	TD	I
Esiason	34	19	149	0	1	Mirer	34	17	138	1	1
TOTAL	34	19	149	0	1	TOTAL	34	17	138	1	1

PASS RECEIVING

New York	No	Yds	LG	TD	Seattle	No	Yds	LG	TD
Murrell	7	37	20	0	Blades	6	43	10	0
Mitchell	5	50	12	0	Strong	3	27	20	1
2 players with	3				Galloway	3	24	10	0
TOTAL	19	149	20	0	TOTAL	17	138	20	1

DEFENSE

New York — Tackles: V. Green 9. Sacks: Casillas 1.0, Howard 1.0, Washington 1.0. Interceptions: Glenn 1. Forced Fumbles: Houston 1. Fumble Recoveries: Glenn 1, Young 1.
Seattle — Tackles: E. Robinson 9. Sacks: Sinclair 1.0. Interceptions: Gray 2. Forced Fumbles: None. Fumble Recoveries: None.

TEAM STATISTICS

	New York	Seattle
Total First Downs	17	14
Third Down Eff.	3/14 21.4%	3/13 23.1%
Total Net Yards	255	192
Total Off. Plays	67	60
Avg. Per Play	3.8	3.2
Net Yards Rushing	112	74
Total Rushing Plays	32	23
Net Yards Passing	143	118
Times Sacked/Yards Lost	1/6	3/20
Pass Atts-Comps-Ints	34-19-1	34-17-1
Punts-No. And Avg.	6-49.5	7-39.0
Penalties-No. And Yards	10-80	5-48
Fumbles-No. And Lost	0-0	2-2
Touchdowns	3	3
Field Goals Made-Att	3-4	1-1
Time Of Possession	33:49	26:11

13 Seattle Seahawks 26, Philadelphia Eagles 14

Sunday, December 3, 1995 — Kingdome

Todd Peterson's career-best four field goals, including three in the second half, were the difference as the Seahawks defeated the Philadelphia Eagles. Seattle jumped up 14-0 on the strength of rushing touchdowns by Chris Warren and Rick Mirer. The Eagles got on the board on Ricky Watters' one-yard run, cutting the Seattle lead to 14-7. The Seahawks upped that to 17-7 on the last play of the half. Peterson's second field goal was then set up by a fourth down stop by Carlton Gray. The Eagles reduced the lead to 20-14 as Watters scored again, but Seattle responded with Peterson's third field goal with 9:09 left. After an Eagles punt, Peterson hit again from 45 yards with 4:55 remaining. Robert Blackmon's interception stopped Philadelphia's final possession and Seattle ran out the clock. Warren rushed 27 times for 93 yards as the Seahawks gained 167 yards on 38 carries, while Mirer was 17-of-30 for 169 yards and 7-of-11 for 90 yards on third downs, as the Seahawks converted 10-of-18 opportunities. The Seahawks did not commit a turnover for only the second time all season, while committing a season-low three penalties. Philadelphia, which had the NFL's second-leading rushing attack at 148.6 yards per game, was held to a season-low 69 as they played without second-leading rusher Charlie Garner. Terry Wooden led the Seahawks defense with 11 tackles, to surpass 100 for the season.

Philadelphia	0	7	0	7	—	14
Seattle	7	10	3	6	—	26
SEA — Warren	5 run (Peterson kick)					
SEA — Mirer	12 run (Peterson kick)					
PHL — Watters	1 run (Anderson kick)					
SEA — Peterson	47 FG					
SEA — Peterson	35 FG					
PHL — Watters	3 run (Anderson kick)					
SEA — Peterson	37 FG					
SEA — Peterson	45 FG					
Att.	— 39,893					

INDIVIDUAL STATISTICS

RUSHING

Philadelphia	Att	Yds	LG	TD	Seattle	Att	Yds	LG	TD
Watters	21	69	12	2	Warren	27	93	18	1
					Mirer	7	40	17	1
TOTAL	21	69	12	2	TOTAL	38	167	18	2

PASSING

Philadelphia	A	C	Yds	TD	I	Seattle	A	C	Yds	TD	I
Peete	36	19	200	0	1	Mirer	30	17	169	0	0
TOTAL	36	19	200	0	1	TOTAL	30	17	169	0	0

PASS RECEIVING

Philadelphia	No	Yds	LG	TD	Seattle	No	Yds	LG	TD
Watters	5	21	11	0	Galloway	7	68	21	0
Carpenter	4	57	29	0	Blades	6	71	19	0
C. Williams	4	55	27	0	Warren	2	19	20	0
TOTAL	19	200	29	0	TOTAL	17	169	21	0

DEFENSE

Philadelphia — Tackles: McMillian 11. **Sacks:** Stubbs 2.0, Fuller 1.0, Johnson 1.0, Romanowski 1.0. **Interceptions:** None. **Forced Fumbles:** Stubbs 1. **Fumble Recoveries:** None.

Seattle — Tackles: Wooden 11. **Sacks:** Kennedy 1.0. **Interceptions:** Blackmon 1. **Forced Fumbles:** Kennedy 1. **Fumble Recoveries:** None.

TEAM STATISTICS

	Philadelphia	Seattle
Total First Downs	17	20
Third Down Eff.	4/12 33.3%	10/18 55.6%
Total Net Yards	269	316
Total Off. Plays	58	73
Avg. Per Play	4.6	4.3
Net Yards Rushing	69	167
Total Rushing Plays	21	38
Net Yards Passing	200	149
Times Sacked/Yards Lost	1/0	5/20
Pass Atts-Comps-Ints	36-19-1	30-17-0
Punts-No. And Avg.	5-45.0	4-47.5
Penalties-No. And Yards	8-44	3-25
Fumbles-No. And Lost	1-0	1-0
Touchdowns	2	2
Field Goals Made-Att	0-1	4-4
Time Of Possession	26:58	33:02

14 Seattle Seahawks 31, Denver Broncos 27

Sunday, December 10, 1995 — Mile High Stadium

John Friesz came off the bench to engineer three fourth quarter touchdown drives as the Seahawks came back from a 20-0 second quarter deficit to defeat the Broncos, 31-27. The 20-point comeback was the largest in franchise history, topping an 18-point comeback against Pittsburgh in 1981. Friesz replaced an injured Rick Mirer (separated left shoulder) and completed 12-of-19 for 157 yards and two touchdowns in the fourth quarter. Denver was poised to take a 27-3 lead in the third quarter, but Robert Blackmon forced a fumble that Antonio Edwards picked up and returned a club record 83 yards for a touchdown. The Seahawks closed to 20-17, but Elway scored with 7:16 left. Seattle answered with 4:10 left then got the ball and Friesz hit Chris Warren with a 20-yard touchdown pass with 49 seconds left. Denver's Glyn Milburn broke a 34-year-old NFL record with 404 all-purpose yards breaking the record of 373 yards set by Billy Cannon of the Houston Oilers on December 10, 1961. Seattle's Robert Blackmon earned AFC Defensive Player of the Week honors for the second time in four games with nine tackles, one interception, one sack, and one forced fumble.

Seattle	0	3	7	21	—	31
Denver	10	10	0	7	—	27
DEN — Craver	2 run (Elam kick)					
DEN — Elam	29 FG					
DEN — Miller	15 pass Elway (Elam kick)					
DEN — Elam	46 FG					
SEA — Peterson	36 FG					
SEA — Edwards	83 fumble return (Peterson kick)					
SEA — Warren	24 run (Peterson kick)					
DEN — Elway	1 run (Elam kick)					
SEA — Galloway	5 pass Friesz (Peterson kick)					
SEA — Warren	20 pass Friesz (Peterson kick)					
Att —	71,488					

INDIVIDUAL STATISTICS

RUSHING

Seattle	Att	Yds	LG	TD	Denver	Att	Yds	LG	TD
Warren	18	101	24	1	Milburn	18	131	29	0
Broussard	5	18	6	0	Craver	12	61	13	1
TOTAL	27	134	24	1	TOTAL	37	240	29	2

PASSING

Seattle	A	C	Yds	TD	I	Denver	A	C	Yds	TD	I
Mirer	11	4	56	0	1	Elway	29	16	174	1	3
Friesz	23	12	157	2	1						
TOTAL	34	16	213	2	2	TOTAL	29	16	174	1	3

PASS RECEIVING

Seattle	No	Yds	LG	TD	Denver	No	Yds	LG	TD
Blades	7	127	49	0	Milburn	5	45	14	0
Galloway	4	49	17	1	Miller	4	57	21	1
TOTAL	16	213	49	2	TOTAL	16	174	21	1

DEFENSE

Seattle — Tackles: E. Robinson 13. **Sacks:** Edwards 1.5, Blackmon 1.0, Moss 1.0, Kennedy 0.5. **Interceptions:** Blackmon 1, C. Harris 1, E. Robinson 1. **Forced Fumbles:** Blackmon 1. **Fumble Recoveries:** Edwards 1 (TD), Moss 1.

Denver — Tackles: Aldridge 8. **Sacks:** Fletcher 1.0, Hasselbach 1.0. **Interceptions:** Atwater 1, Braxton 1. **Forced Fumbles:** None. **Fumble Recoveries:** None.

TEAM STATISTICS

	Seattle	Denver
Total First Downs	19	25
Third Down Eff.	6/14 42.9%	2/9 22.2%
Total Net Yards	326	388
Total Off. Plays	63	70
Avg. Per Play	5.2	5.5
Net Yards Rushing	134	240
Total Rushing Plays	27	37
Net Yards Passing	192	148
Times Sacked/Yards Lost	2/21	4/26
Pass Atts-Comps-Ints	34-16-2	29-16-3
Punts-No. And Avg.	6-45.7	2-38.0
Penalties-No. And Yards	9-103	9-78
Fumbles-No. And Lost	0-0	2-2
Touchdowns	6	5
Field Goals Made-Att	1-1	2-3
Time Of Possession	25:37	34:23

15 Seattle Seahawks 44, Oakland Raiders 10

Sunday, December 17, 1995 — Kingdome

Chris Warren rushed for three touchdowns as the Seahawks posted a 44-10 win. Warren, named a starter for the AFC in the Pro Bowl earlier in the week, tallied on Seattle's first two possessions. In all, Seattle scored on their first five first half possessions, giving them eight straight over two games. Seattle's 27-3 halftime lead marked their most points in the first half since 1988. The defense scored their second touchdown in as many games as Corey Harris returned a fumble 57 yards. Warren closed out the quarter with a 35-yard scoring run and Todd Peterson added a field goal for a 44-3 lead. Tim Brown turned a short pass into an 80-yard touchdown reception, his second 80-yard score against the Seahawks in 1995. Warren's 100-yard game was his eighth of the season, breaking the team record he'd shared with Curt Warner (1986). The touchdowns upped his total for the year to 16 and to 15 rushing, both team records. Brian Blades totaled six receptions for 63 yards, upping his season totals to 77 receptions for 1,001 yards, his fourth 1,000-yard season and second consecutive. Terry Wooden led the Seahawks defense with 10 tackles, all solo, while end Michael Sinclair had seven tackles and two sacks. Jeff Hostetler, who'd missed the last four games with a shoulder injury, returned, but was forced out of the game. Seattle did not allow a sack for the first time in 1995.

Oakland	3	0	0	7	—	10
Seattle	17	10	14	3	—	44
SEA — Warren	15 run (Peterson kick)					
SEA — Warren	14 run (Peterson kick)					
OAK — Jaeger	42 FG					
SEA — Peterson	39 FG					
SEA — Galloway	43 pass Friesz (Peterson kick)					
SEA — Peterson	19 FG					
SEA — C. Harris	57 fumble return (Peterson kick)					
SEA — Warren	35 run (Peterson kick)					
SEA — Peterson	38 FG					
OAK — Brown	80 pass Hobert (Jaeger kick)					
Att.	— 58,828					

INDIVIDUAL STATISTICS

RUSHING

Oakland	Att	Yds	LG	TD	Seattle	Att	Yds	LG	TD
H. Williams	12	67	14	0	Warren	17	105	35	3
Kaufman	14	45	8	0	L. Smith	4	15	9	0
TOTAL	32	140	14	0	TOTAL	25	119	35	3

PASSING

Oakland	A	C	Yds	TD	I	Seattle	A	C	Yds	TD	I
Hostetler	20	10	70	0	0	Friesz	25	16	220	1	0
Hobert	13	8	127	1	0						
TOTAL	34	18	197	1	0	TOTAL	25	16	220	1	0

PASS RECEIVING

Oakland	No	Yds	LG	TD	Seattle	No	Yds	LG	TD
H. Williams	4	20	6	0	Blades	6	63	14	0
3 players with	3				Galloway	5	108	43	1
TOTAL	18	197	80	1	TOTAL	16	220	43	1

DEFENSE

Oakland — Tackles: Biekert 6, Land 6. **Sacks:** None. **Interceptions:** None. **Forced Fumbles:** None. **Fumble Recoveries:** None.
Seattle — Tackles: Wooden 10. **Sacks:** Sinclair 2.0, McCrary 1.0. **Interceptions:** None. **Forced Fumbles:** Moss 1. **Fumble Recoveries:** C. Harris 1 (TD).

TEAM STATISTICS

	Oakland	Seattle
Total First Downs	15	18
Third Down Eff.	6/17 35.3%	3/9 33.3%
Total Net Yards	322	339
Total Off. Plays	69	50
Avg. Per Play	4.7	6.8
Net Yards Rushing	140	119
Total Rushing Plays	32	25
Net Yards Passing	182	220
Times Sacked/Yards Lost	3/15	0/0
Pass Atts-Comps-Ints	34-18-0	25-16-0
Punts-No. And Avg.	8-43.1	3-51.0
Penalties-No. And Yards	7-64	2-20
Fumbles-No. And Lost	2-1	1-0
Field Goals Made-Att	1-1	3-3
Time Of Possession	33:38	26:22

16 Kansas City 26, Seattle Seahawks 3

Saturday, December 24, 1995 — Arrowhead Stadium

Tamarac Vanover returned the opening kickoff for a touchdown and Lin Elliott added four field goals as the Chiefs won 26-3. Kansas City gained home field throughout the playoffs with the win, while Seattle was eliminated from playoff contention. Kansas City held the Seahawks to 89 total yards, including 26 rushing, gained 375 yards, and controlled the ball for 39:46, bottling up a Seattle running attack that was the NFL's best (143.5 yards per game). Vanover's return was his second against the Seahawks, the first coming in the season opener. Greg Hill, who gained 109 yards in the opener, rushed for 113, his only 100-yard games of 1995. Kansas City jumped to a 13-0 first quarter lead on Vanover's return and two Elliott field goals. After Todd Peterson accounted for the Seahawks only points, Vanover scored again for a 20-3 halftime lead as the Chiefs had a 209-51 yardage and 18:37-11:23 time of possession advantages. Joey Galloway caught a game-high five passes for 50 yards, pushing his season total to 67 receptions for 1,039 yards, making him only the tenth rookie in NFL history to surpass 1,000 yards and giving the Seahawks two 1,000-yard receivers for the first time in franchise history. Warren finished the season with 1,346 yards rushing and 1,593 from scrimmage, both second in the AFC. Terry Wooden, who led the team with a career best 135 tackles, was credited with 10, all unassisted. Seattle's 8-8 finish was their best since 1990 (9-7).

Seattle	0	3	0	0	—	3
Kansas City	13	7	3	3	—	26

KC — Vanover 89 kickoff return (Elliott kick)

KC — Elliott 37 FG

KC — Elliott 20 FG

SEA — Peterson 34 FG

KC — Vanover 9 pass Bono (Elliott kick)

KC — Elliott 20 FG

KC — Elliott 27 FG

Att — 75,784

INDIVIDUAL STATISTICS

RUSHING

Seattle	Att	Yds	LG	TD	Kansas City	Att	Yds	LG	TD
Broussard	2	15	13	0	G. Hill	21	113	16	0
Warren	11	7	7	0	Allen	10	43	13	0
TOTAL	17	26	13	0	TOTAL	42	174	16	0

PASSING

Seattle	A	C	Yds	TD	I	Kansas City	A	C	Yds	TD	I
Friesz	26	10	80	0	0	Bono	29	15	209	1	1
Mirer	7	2	12	0	0						
TOTAL	33	12	92	0	0	TOTAL	29	15	209	1	1

PASS RECEIVING

Seattle	No	Yds	LG	TD	Kansas City	No	Yds	LG	TD
Galloway	5	50	15	0	Dawson	4	39	18	0
Crumpler	2	19	12	0	Slaughter	3	73	27	0
5 players with	1				Cash	3	45	22	0
TOTAL	12	92	15	0	TOTAL	15	209	27	1

DEFENSE

Seattle — **Tackles:** Wooden 10. **Sacks:** Edwards 1.0. **Interceptions:** Jones 1. **Forced Fumbles:** None. **Fumble Recoveries:** None.

Kansas City — **Tackles:** 4 players with 4. **Sacks:** Mickell 1.0, Phillips 1.0, Saleaumua 1.0, N. Smith 1.0. **Interceptions:** None. **Forced Fumbles:** None. **Fumble Recoveries:** None

TEAM STATISTICS

	Seattle	Kansas City
Total First Downs	8	21
Third Down Eff.	2/15 13.3%	6/15 40.0%
Total Net Yards	89	375
Total Off. Plays (Incl. Sacks)	54	72
Avg. Per Play	1.6	5.2
Net Yards Rushing	26	174
Total Rushing Plays	17	42
Net Yards Passing	63	201
Times Sacked-Yards Lost	4-29	1-8
Pass Atts-Comps-Ints	33-12-0	29-15-1
Punts-Number And Avg.	10-46.4	4-36.5
Penalties-Number And Yards	5-35	5-30
Fumbles-Number And Lost	1-0	1-0
Touchdowns	0	2
Field Goals Made-Atts	1-1	4-4
Time Of Possession	20:14	39:46

HOW THE 1995 SEAHAWKS WERE BUILT

1988 DRAFT (1)

Brian Blades, WR 2nd

1990 DRAFT (4)

Cortez Kennedy, DT 1st

Terry Wooden, LB 2nd(a)

Robert Blackmon, S 2nd(b)

Chris Warren, RB 4th

1991 DRAFT (1)

Michael Sinclair, DE 6th

1992 DRAFT (2)

Ray Roberts, T 1st

*Bob Spitulski, LB 3rd

1993 DRAFT (6)

Rick Mirer, QB 1st

Carlton Gray, CB 2nd

Dean Wells, LB 4th

Michael McCrary, DE 7th

Jeff Blackshear, G 8th(a)

Antonio Edwards, DE 8th(b)

1994 DRAFT (4)

Sam Adams, DT 1st

Kevin Mawae, G 2nd

Lamar Smith, RB 3rd

Carlester Crumpler, TE 7th

1995 DRAFT (5)

Joey Galloway, WR 1st

Christian Fauria, TE 2nd

Jason Kyle, LB 4th(b)

Henry McMillian, DT 6th(a)

*Eddie Goines, WR 6th(b)

FREE AGENTS (24)

James Atkins, T 1993

Michael Barber, LB 1995

Jay Bellamy, S 1994

Duane Bickett, LB 1994

Steve Broussard, RB 1995

Tony Brown, CB 1994

Stan Gelbaugh, QB 1992

Ronnie Harris, WR 1994

Selwyn Jones, CB 1995

Matt Joyce, G 1995

Trey Junkin, TE 1990

Mike Keim, T 1992

James Logan, LB 1995

James McKnight, WR 1994

Joe Nash, DT 1982

Todd Norman, G 1995

Todd Peterson, K 1995

Eugene Robinson, S 1985

Rafael Robinson, S 1992

Steve Smith, FB 1994

Mack Strong, FB 1993

Jim Sweeney, C 1995

Robb Thomas, WR 1992

Rick Tuten, P 1991

TRADES (1)

Ricky Proehl, WR Arizona 1995

RESTRICTED FREE AGENTS (1)

Corey Harris, CB Green Bay 1995

UNRESTRICTED FREE AGENTS (7)

Howard Ballard, T Buffalo 1994

Tony Covington, S Tampa Bay 1995

John Friesz, QB Washington 1995

Winston Moss, LB Oakland 1995

*Nate Odomes, CB Buffalo 1994

*Tyronne Stowe, LB Washington 1995

Brent Williams, DE New England 1994

PLAN B FREE AGENTS (1)

Tracy Johnson, FB Atlanta 1992

* Finished the Season on Injured Reserve

HIGHLIGHT VIDEO

The Seattle Seahawks 1995 highlight video, "Resurrection," is available to groups through the Seahawks Public Relations Department. Groups wishing to view the VHS format video should contact Lauri Perry at the Seahawks Headquarters, 11220 N.E. 53rd. Street, Kirkland, WA, 98033, or call (206) 827-9777.

1995 BY GAME RUSHING

Date	Opponent	Warren	Broussard	L. Smith
09/03	Kansas City	14-56-15-0	4-22-11-0	Inactive
09/10	at San Diego	16-56-12-0	0-0-0-0	Inactive
09/17	Cincinnati	24-109-30-1	1-7-7-0	1-2-2-0
10/01	Denver	24-115-18-3	5-37-10-0	6-21-10-0
10/08	at Oakland	16-57-22-0	8-56-21-1	0-0-0-0
10/15	at Buffalo	23-64-9-2	4-2-3-0	0-0-0-0
10/22	San Diego	18-112-17-2	2-6-3-0	0-0-0-0
10/29	at Arizona (OT)	23-127-52-0	5-15-6-0	3-85-68-0
11/05	N.Y. Giants	7-24-13-0	0-0-0-0	19-84-16-0
11/12	at Jacksonville	27-121-29-1	Inactive	2-5-3-0
11/19	at Washington	29-136-14-1	4-14-9-0	0-0-0-0
11/26	N.Y. Jets	16-63-18-0	3-1-2-0	dnp
12/03	Philadelphia	27-93-18-1	2-27-14-0	0-0-0-0
12/10	at Denver	18-101-24-1	5-18-6-0	1-3-3-0
12/17	Oakland	17-105-35-3	1-2-2-0	4-15-9-0
12/24	at Kansas City	11-7-7-0	2-15-13-0	0-0-0-0
SEASON TOTALS		310-1346-52-15	46-222-21-1	36-215-68-0

1995 BY GAME RECEIVING

Date	Opponent	Blades	Galloway	Warren
09/03	Kansas City	8-107-23-1	4-69-31-0	4-16-8-0
09/10	at San Diego	2-28-18-0	3-26-9-0	2-21-11-0
09/17	Cincinnati	7-74-29-0	6-78-28-0	3-22-16-0
10/01	Denver	4-32-9-0	4-89-51-0	1-3-3-0
10/08	at Oakland	5-63-24-0	4-87-35-1	1-14-14-0
10/15	at Buffalo	3-32-13-0	5-102-54-1	2-13-13-0
10/22	San Diego	1-41-41-1	2-15-10-0	4-45-17-0
10/29	at Arizona (OT)	5-69-23-0	2-35-19-0	0-0-0-0
11/05	N.Y. Giants	6-153-44-2	4-35-10-0	2-13-11-0
11/12	at Jacksonville	5-43-20-0	5-114-38-2	4-52-16-0
11/19	at Washington	6-55-16-0	4-90-59-1	3-(-24)-0-0
11/26	N.Y. Jets	6-43-10-0	3-24-10-0	2-12-9-0
12/03	Philadelphia	6-71-19-0	7-68-21-0	2-19-20-0
12/10	at Denver	7-127-49-0	4-49-17-1	3-31-20-1
12/17	Oakland	6-63-14-0	5-108-17-1	1-2-2-0
12/24	at Kansas City	0-0-0-0	5-50-15-0	1-8-8-0
SEASON TOTALS		77-1001-49-4	67-1039-59-7	35-247-20-1

1995 BY GAME RECEIVING

Date	Opponent	Broussard	S. Smith
09/03	Kansas City	1-11-11-0	0-0-0-0
09/10	at San Diego	0-0-0-0	1-3-3-0
09/17	Cincinnati	1-16-16-0	1-5-5-1
10/01	Denver	1-3-3-0	2-7-4-0
10/08	at Oakland	1-2-2-0	1-17-17-0
10/15	at Buffalo	0-0-0-0	1-15-15-0
10/22	San Diego	2-16-13-0	1-12-12-0
10/29	at Arizona (OT)	0-0-0-0	0-0-0-0
11/05	N.Y. Giants	0-0-0-0	0-0-0-0
11/12	at Jacksonville	Inactive	DNS
11/19	at Washington	2-45-25-0	Inactive
11/26	N.Y. Jets	0-0-0-0	Inactive
12/03	Philadelphia	1-1-1-0	Inactive
12/10	at Denver	0-0-0-0	Inactive
12/17	Oakland	0-0-0-0	Inactive
12/24	at Kansas City	1-0-0-0	Inactive
SEASON TOTALS		10-94-25-0	7-59-17-1

Atts-Yds-LG-TD

Mirer	Galloway	Strong	S. Smith	Blades
0-0-0-0	0-0-0-0	0-0-0-0	0-0-0-0	0-0-0-0
3-19-12-0	0-0-0-0	0-0-0-0	3-7-3-0	0-0-0-0
7-16-11-0	0-0-0-0	0-0-0-0	2-5-3-0	1-4-4-0
2-3-4-0	3-54-20-0	0-0-0-0	1-0-0-0	0-0-0-0
2-3-3-0	0-0-0-0	0-0-0-0	1-0-0-0	0-0-0-0
1-3-3-0	2-9-8-0	0-0-0-0	0-0-0-0	0-0-0-0
5-32-17-0	0-0-0-0	0-0-0-0	0-0-0-0	0-0-0-0
0-0-0-0	0-0-0-0	0-0-0-0	0-0-0-0	0-0-0-0
1-5-5-0	1-8-8-0	2-10-9-0	2-7-4-0	0-0-0-0
7-27-11-0	1-86-86-1	2-5-4-1	DNS	0-0-0-0
5-33-24-0	1-(-16)-(-16)-0	0-0-0-0	Inactive	0-0-0-0
1-0-0-0-0	2-8-9-0	1-2-2-0	Inactive	0-0-0-0
7-40-17-1	1-5-5-0	1-2-2-0	Inactive	0-0-0-0
1-9-9-0	0-0-0-0	1-4-4-0	Inactive	0-0-0-0
dnp	0-0-0-0	0-0-0-0	Inactive	0-0-0-0
1-3-3-0	0-0-0-0	1-0-0-0	Inactive	1-0-0-0
43-193-24-1	11-154-86-1	8-23-9-1	9-19-4-0	2-4-4-0

No-Yds-LG-TD

Crumpler	Fauria	Thomas	Strong
1-3-3-0	3-37-18-0	1-23-23-0	1-11-11-0
0-0-0-0	4-41-20-1	1-8-8-0	0-0-0-0
0-0-0-0	1-9-9-0	1-50-50-1	1-25-25-0
1-24-24-0	2-37-19-0	1-27-27-0	0-0-0-0
0-0-0-0	0-0-0-0	2-32-20-0	0-0-0-0
0-0-0-0	1-11-11-0	2-28-20-0	0-0-0-0
4-44-20-0	3-22-8-0	2-42-23-0	0-0-0-0
6-59-13-0	0-0-0-0	0-0-0-0	4-42-17-2
1-13-13-0	1-5-5-0	1-13-13-0	0-0-0-0
0-0-0-0	1-10-10-0	1-16-16-0	2-9-6-0
1-10-10-1	Inactive	0-0-0-0	0-0-0-0
2-25-14-0	Inactive	0-0-0-0	3-27-20-1
1-10-10-0	0-0-0-0	0-0-0-0	0-0-0-0
0-0-0-0	0-0-0-0	0-0-0-0	0-0-0-0
4-47-13-0	0-0-0-0	0-0-0-0	0-0-0-0
2-19-13-0	1-9-9-0	Inactive	1-3-3-0
23-254-24-1	17-181-20t-1	12-239-50-1	12-117-25-3

No-Yds-LG-TD

McKnight	Proehl	L. Smith	Johnson
0-0-0-0	1-9-9-0	0-0-0-0	0-0-0-0
0-0-0-0	Inactive	0-0-0-0	0-0-0-0
0-0-0-0	Inactive	0-0-0-0	0-0-0-0
0-0-0-0	Inactive	0-0-0-0	0-0-0-0
1-21-21-0	Inactive	0-0-0-0	0-0-0-0
1-17-17-0	Inactive	0-0-0-0	0-0-0-0
2-35-24-0	Inactive	0-0-0-0	0-0-0-0
0-0-0-0	Inactive	0-0-0-0	0-0-0-0
1-11-11-0	Inactive	1-10-10-0	0-0-0-0
0-0-0-0	0-0-0-0	0-0-0-0	0-0-0-0
0-0-0-0	2-9-6-0	0-0-0-0	0-0-0-0
1-7-7-0	0-0-0-0	0-0-0-0	0-0-0-0
0-0-0-0	0-0-0-0	0-0-0-0	0-0-0-0
0-0-0-0	1-8-8-0	0-0-0-0	1-(-2)-(-2)-0
0-0-0-0	0-0-0-0	0-0-0-0	0-0-0-0
0-0-0-0	1-3-3-0	0-0-0-0	0-0-0-0
6-91-24-0	5-29-9-0	1-10-10-0	1-(-2)-(-2)-0

1995 BY GAME PASSING Att-Cmp-Yds-TD-Int

Date	Opponent	Mirer	Friesz
09/03	Kansas City	37-19-209-0-1	9-5-77-1-0
09/10	at San Diego	29-13-127-1-2	DNP
09/17	Cincinnati	30-21-279-2-1	DNP
10/01	Denver	24-16-222-0-0	DNP
10/08	at Oakland	33-15-236-1-2	DNP
10/15	at Buffalo	34-15-218-1-3	DNP
10/22	San Diego	26-17-216-1-3	5-4-56-0-0
10/29	at Arizona (OT)	2-0-0-0-2	32-17-205-2-2
11/05	N.Y. Giants	31-17-253-2-1	Inactive
11/12	at Jacksonville	31-18-244-2-1	DNP
11/19	at Washington	32-18-185-2-2	DNP
11/26	N.Y. Jets	34-17-138-1-1	DNP
12/03	Philadelphia	30-17-169-0-0	DNP
12/10	at Denver	11-4-56-0-1	23-12-157-2-1
12/17	Oakland	DNP	25-16-220-1-0
12/24	at Kansas City	7-2-12-0-0	26-109-80-0-0
SEASON TOTALS		391-209-2564-13-20	120-64-795-6-3

1995 BY GAME DEFENSE

Date	Opponent	Wooden	E. Robinson	Moss
09/03	Kansas City	11-0.0-0-0-0	6-0.0-0-0-0	5-0.0-0-0-0
09/10	at San Diego	8-0.0-1-0-0	11-0.0-0-0-0	7-0.0-0-0-0
09/17	Cincinnati	6-0.0-0-0-0	5-0.0-0-0-0	4-0.0-0-0-0
10/01	Denver	5-0.0-0-0-0	5-0.0-0-0-1	5-0.0-0-0-0
10/08	at Oakland	5-0.0-0-0-0	6-0.0-0-0-0	7-0.0-0-0-0
10/15	at Buffalo	8-0.0-0-0-0	6-0.0-0-0-0	7-0.0-0-0-0
10/22	San Diego	7-0.0-0-0-0	7-0.0-0-0-0	5-0.0-0-0-0
10/29	at Arizona (OT)	14-0.0-0-0-0	9-0.0-0-0-0	8-0.0-0-0-1
11/05	N.Y. Giants	11-0.0-0-0-0	9-0.0-0-0-0	7-1.0-0-0-0
11/12	at Jacksonville	7-0.0-0-0-0	2-0.0-0-0-0	4-0.0-0-0-0
11/19	at Washington	10-0.0-0-1-0	3-0.0-0-0-0	4-0.0-1-0-0
11/26	N.Y. Jets	7-0.0-0-0-0	9-0.0-0-0-0	3-0.0-0-0-0
12/03	Philadelphia	11-0.0-0-0-0	4-0.0-0-0-0	6-0.0-0-0-0
12/10	at Denver	5-0.0-0-0-0	13-0.0-1-0-0	4-1.0-0-0-1
12/17	Oakland	10-0.0-0-0-0	5-0.0-0-0-0	5-0.0-0-1-0
12/24	at Kansas City	10-0.0-0-0-0	5-0.0-0-0-0	7-0.0-0-0-0
SEASON TOTALS		135-0.0-1-1-0	105-0.0-1-0-1	88-2.0-0-1-2

1995 BY GAME DEFENSE

Date	Opponent	Stowe	Sinclair	R. Robinson
09/03	Kansas City	7-0.0-0-0-0	0-0.0-0-0-0	1-0.0-0-0-0
09/10	at San Diego	9-0.0-0-0-0	3-0.0-0-0-1	0-0.0-0-0-0
09/17	Cincinnati	10-0.0-0-0-0	0-0.0-0-0-0	2-0.0-0-0-0
10/01	Denver	7-0.0-0-0-0	3-0.0-0-2-0	8-0.0-0-0-0
10/08	at Oakland	8-0.0-0-0-0	4-1.0-0-0-0	6-0.0-0-0-0
10/15	at Buffalo	11-0.0-0-0-0	3-0.0-0-0-0	5-0.0-0-0-0
10/22	San Diego	IR	2-0.0-0-0-0	8-0.0-0-0-0
10/29	at Arizona (OT)	IR	3-0.0-0-0-0	4-0.0-0-1-0
11/05	N.Y. Giants	IR	3-0.0-0-0-0	Inactive
11/12	at Jacksonville	IR	5-1.5-0-0-1	3-0.0-0-0-0
11/19	at Washington	IR	3-0.0-0-0-0	Inactive
11/26	N.Y. Jets	IR	3-1.0-0-0-0	Inactive
12/03	Philadelphia	IR	2-0.0-0-0-0	0-0.0-0-0-0
12/10	at Denver	IR	0-0.0-0-0-0	1-0.0-0-0-0
12/17	Oakland	IR	7-2.0-0-0-0	0-0.0-0-0-0
12/24	at Kansas City	IR	5-0.0-0-0-0	0-0.0-0-0-0
SEASON TOTALS		52-0.0-0-0-0	46-5.5-0-2-2	38-0.0-0-1-0

1995 BY GAME PUNTING/FGs

Date	Opponent	Tuten	Peterson
09/03	Kansas City	7-45.0-36.0-56-1-0	49
09/10	at San Diego	4-49.8-39.0-59-1-1	23
09/17	Cincinnati	6-39.2-35.3-50-3-1	53S,38
10/01	Denver	3-39.7-32.0-43-0-0	48L,45,20
10/08	at Oakland	7-40.7-33.7-48-2-1	37R
10/15	at Buffalo	6-52.8-44.5-73-1-2	—
10/22	San Diego	4-42.8-33.0-55-1-0	48,27
10/29	at Arizona (OT)	5-49.8-41.6-60-2-1	43B
11/05	N.Y. Giants	3-46.0-36.3-55-0-0	23,41,32
11/12	at Jacksonville	3-48.0-41.7-55-1-0	25
11/19	at Washington	5-41.8-34.0-49-2-0	39,52L,47
11/26	N.Y. Jets	7-39.0-32.9-57-0-0	42
12/03	Philadelphia	4-47.5-36.3-55-2-0	47,35,37,45
12/10	at Denver	6-45.7-29.2-59-1-0	36
12/17	Oakland	3-51.0-42.3-59-2-1	39,19,38
12/24	at Kansas City	10-46.4-38.6-65-2-1	34
SEASON TOTALS		83-45.0-36.5-73-21-8	23-28

Tackles-Sacks-Ints-FF-FR

C. Harris	Gray	Blackmon	Wells	Kennedy
6-0.0-0-0-0	3-0.0-0-0-0	6-0.0-0-0-0	1-0.0-0-0-0	4-0.0-0-0-0
3-0.0-0-0-0	8-0.0-0-0-0	5-0.0-0-0-0	Inactive	4-1.0-0-0-0
4-0.0-0-0-0	7-0.0-0-0-0	3-0.0-1-0-0	Inactive	3-0.0-0-0-0
7-0.0-0-0-0	6-0.0-0-0-0	0-0.0-0-0-0	0-0.0-0-0-0	3-0.0-0-0-0
6-0.0-0-0-0	3-0.0-0-0-0	Inactive	0-0.0-0-0-0	4-1.0-0-0-0
7-0.0-0-0-0	4-0.0-0-0-0	3-0.0-0-0-0	1-0.0-0-0-0	2-0.0-0-0-0
5-0.0-0-0-0	3-0.0-1-0-0	Inactive	10-0.0-0-0-0	5-1.5-0-0-0
7-0.0-0-1-0	7-0.0-2-0-0	Inactive	8-0.0-0-0-0	1-0.0-0-0-0
4-0.0-0-0-0	4-0.0-0-0-0	4-0.0-0-0-0	7-0.0-0-0-0	2-0.0-0-0-0
2-0.0-1-0-0	4-0.0-0-0-0	3-0.0-0-0-0	5-0.0-0-0-0	4-0.5-0-0-0
8-0.0-1-0-0	3-0.0-0-0-0	4-0.0-2-0-0	3-0.0-0-0-1	4-1.0-0-0-0
8-0.0-0-0-0	5-0.0-1-0-0	5-0.0-0-0-0	6-0.0-0-0-0	4-0.0-0-0-0
4-0.0-0-0-0	5-0.0-0-0-0	4-0.0-1-0-0	6-0.0-0-0-0	2-1.0-0-1-0
4-0.0-1-0-0	5-0.0-0-0-0	9-0.0-1-1-0	1-0.0-0-0-0	4-0.5-0-0-0
4-0.0-0-0-1	3-0.0-0-0-0	8-0.0-0-0-0	5-0.0-0-0-0	6-0.0-0-0-0
6-0.0-0-0-0	3-0.0-0-0-0	6-0.0-0-0-0	4-0.0-0-0-0	2-0.0-0-0-0
85-0.0-3-1-1	73-0.0-4-0-0	60-1.0-5-1-0	57-0.0-0-0-1	54-6.5-0-1-0

Tackles-Sacks-Ints-FF-FR

Nash	Edwards	Adams	Williams	Brown
0-0.0-0-0-0	1-0.0-0-0-0	4-0.0-0-0-0	2-0.0-0-0-0	2-0.0-0-0-0
1-0.0-0-0-0	Inactive	1-0.0-0-0-0	1-0.0-0-0-0	3-0.0-0-0-0
1-0.0-0-0-0	Inactive	5-0.0-0-0-0	4-0.0-0-0-0	0-0.0-0-0-0
0-0.0-0-0-0	Inactive	3-0.0-0-0-0	0-0.0-0-0-0	3-0.0-0-0-0
2-1.0-0-0-0	2-0.0-0-0-0	1-0.0-0-0-0	2-0.0-0-0-0	3-0.0-0-0-0
4-0.0-0-0-0	1-0.0-0-0-0	1-1.0-0-0-0	6-1.0-0-1-0	DNP
5-0.0-0-0-0	2-0.5-0-0-0	1-0.0-0-0-0	2-0.0-0-0-0	1-0.0-0-0-0
2-0.0-0-0-0	2-1.0-0-0-0	2-0.0-0-0-0	2-0.0-0-0-1	1-0.0-0-0-0
5-0.0-0-0-0	4-1.5-0-0-0	1-0.5-0-0-0	4-0.0-0-0-0	2-0.0-0-0-0
3-0.0-0-0-0	3-0.0-0-0-0	1-1.0-0-0-0	1-0.0-0-0-0	0-0.0-0-0-0
0-0.0-0-0-0	2-1.0-0-0-0	1-0.0-0-0-0	Inactive	0-0.0-0-0-0
2-0.0-0-0-0	2-0.0-0-0-0	2-0.0-0-0-0	Inactive	0-0.0-0-0-0
2-0.0-0-0-0	1-0.0-0-0-0	1-0.0-0-0-0	0-0.0-0-0-0	0-0.0-0-0-0
1-0.0-0-0-0	6-1.5-0-0-1	1-0.0-0-0-0	1-0.0-0-0-0	0-0.0-0-0-0
3-0.0-0-0-0	3-0.0-0-0-0	0-0.0-0-0-0	Inactive	0-0.0-0-0-0
4-0.0-0-0-0	3-1.0-0-0-0	0-0.0-0-0-0	Inactive	0-0.0-0-0-0
35-1.0-0-0-0	32-6.5-0-0-1	25-2.5-0-0-0	25-1.0-0-1-1	15-0.0-0-0-0

1995 BY GAME OFFENSE

	9/3 KC	9/10 @SD	9/17 Cin	10/01 Den	10/8 @Oak	10/15 @Buf	10/22 SD
Points	10	10	24	27	14	21	25
1st Quarter	3	0	7	0	0	0	7
2nd Quarter	0	7	10	10	0	7	3
3rd Quarter	0	3	0	7	7	7	6
4th Quarter	7	0	7	10	7	7	10
Overtime	--	--	--	--	--	--	--
First Downs	20	15	24	26	19	16	24
Rushing	4	6	8	15	8	5	9
Passing	15	7	13	10	10	10	14
Penalty	1	2	3	1	1	1	1
Third Down Eff	4/14	6/12	5/14	9/14	0/11	4/15	3/9
Percentage	28.6	50.0	35.7	64.3	0.0	26.7	33.3
4th Down Eff	1/1	0/0	0/0	0/0	2/3	2/3	0/0
Percentage	100.0	---	---	---	66.7	66.7	---
Total Net Yards	342	209	406	422	343	268	383
Plays	67	52	68	69	52	68	63
Avg. Per Play	5.1	4.0	6.0	6.1	6.6	3.9	6.1
Net Yards Rushing	78	82	143	230	116	78	150
Plays	18	22	36	41	27	30	25
Avg. Per Play	4.3	3.7	4.0	5.6	4.3	2.6	6.0
Net Yards Passing	264	127	263	192	227	190	233
Sacked/Lost	3/22	1/0	2/16	4/30	2/9	4/28	7/39
Gross Yards	286	127	279	222	236	218	272
Att/Comp	46/24	29/12	30/21	24/16	33/15	34/15	31/21
Had Intercepted	1	2	1	0	2	3	3
Avg. Per Play	5.4	4.2	8.2	6.9	6.9	5.0	6.1
Punts/Avg	7/45.0	4/49.8	6/39.2	3/39.7	7/40.7	6/52.8	4/42.8
Had Blocked	0	0	0	0	0	0	0
Punt Returns/Yds	2/10	3/0	2/18	1/0	1/10	1/11	3/23
Kickoff Ret/Yds	5/114	3/50	4/107	3/50	7/157	6/97	7/182
Int Returns/Yds	0/0	1/9	1/0	0/0	0/0	0/0	1/0
Penalties/Yds	6/45	9/57	4/63	4/23	8/40	5/35	8/69
Fumbles/Lost	1/1	1/0	0/0	0/0	1/0	2/1	2/1
Touchdowns	1	1	3	3	2	3	3
Rushing	0	0	1	3	1	2	2
Passing	1	0	2	0	1	1	1
Returns	0	0	0	0	0	0	0
Defensive	0	0	0	0	0	0	0
Safeties	0	0	0	0	0	0	0
PAT/ATT	1/1	1/1	3/3	3/3	2/2	3/3	1/1
2-Pt PAT/ATT	0/0	0/0	0/0	0/0	0/0	0/0	0/2
FG/ATT	1/1	1/1	1/2	2/3	0/1	0/0	2/2
Time of Possession	27:21	25:32	31:10	37:03	26:05	28:08	31:05
Take/Turn Ratio	-2	0	0	-1	-2	-4	-3
Avg. Drive Start	22.0	27.0	24.0	23.0	27.0	33.0	27.0

* SEAHAWKS TEAM RECORD; # EQUALS SEAHAWKS TEAM RECORD

10/29 @AZ	11/5 NYG	11/12 @Jax	11/19 @Wa	11/26 NYJ	12/3 Phil	12/10 @Den	12/17 Oak	12/24 @KC
14	30	47	27	10	26	31	44	3
0	21	14	3	0	7	0	17	0
0	0	7	7	0	10	3	10	3
0	3	7	7	10	3	7	14	0
14	6	19	10	0	6	21	3	0
0	--	--	--	--	--	--	--	--
17	24	26	21	14	20	19	18	8
5	7	12	12	4	12	6	6	2
11	15	12	9	9	7	12	12	5
1	2	2	0	1	1	1	0	1
7/18	5/12	8/14	7/16	3/13	10/18	6/14	3/9	2/15
38.9	41.6	57.1	43.8	23.1	55.5	42.8	33.3	13.3
0/0	1/1	1/1	0/0	0/1	0/0	1/1	0/0	1/2
---	100.0	100.0	---	0.0	---	100.0	---	50.0
428	386	481	340	192	316	326	339	89
73	65	73	73	60	73	63	50	54
5.9	5.9	6.6	4.7	3.2	4.3	5.2	6.8	1.6
230	138	246	167	74	167	134	119	26
37	32	40	39	23	38	27	25	17
6.2	4.3	6.2	4.3	3.2	4.4	5.0	4.8	1.6
198	248	235	173	118	149	192	220	63
2/7	2/5	2/9	2/12	3/20	5/20	2/21	0/0	4/29
205	253	244	185	138	169	213	220	92
34/17	31/17	31/18	32/18	34/17	30/17	34/16	25/16	33/12
2	1	1	2	1	0	2	0	0
5.5	7.5	7.1	5.1	3.2	4.3	5.3	8.8	1.7
5/49.8	3/46.0	3/48.0	5/41.8	7/39.0	4/47.5	6/45.7	3/51.0	10/46.6
0	0	0	0	0	0	0	0	0
2/7	4/105	3/7	2/14	6/62	4/28	0/0	5/75	1/6
3/61	5/106	6/108	4/81	5/101	2/63	4/86	2/100	6/157
2/5	0/0	1/0	4/28	1/26	1/32	3/24	0/0	1/0
13/74	6/53	10/129	4/33	5/48	3/25	9/103	2/20	5/35
#8/3	1/1	1/0	2/0	2/2	1/0	0/0	1/0	1/0
2	3	6	3	1	2	4	5	0
0	0	#4	1	0	2	1	3	0
2	2	2	2	1	0	2	1	0
0	1(P)	0	0	0	0	0	0	0
0	0	0	0	0	0	1(F)	1(F)	0
0	0	1	0	0	0	0	0	0
2/2	3/3	6/6	3/3	1/1	2/2	4/4	5/5	0/0
0/0	0/0	0/0	0/0	0/0	0/0	0/0	0/0	0/0
0/1	3/3	1/1	2/3	1/1	4/4	1/1	3/3	1/1
30:56	26:46	34:03	31:54	26:11	33:02	25:37	26:22	20:14
-3	-2	+1	+3	-2	+1	+3	+1	+1
23.0	30.0	37.0	38.0	32.0	38.0	29.0	41.0	32.0

1995 BY GAME DEFENSE

	9/3 KC	9/10 @SD	9/17 Cin	10/1 Den	10/8 @Oak	10/15 @Buf	10/22 SD
Points	34	14	21	10	34	27	35
1st Quarter	7	7	7	0	3	0	6
2nd Quarter	13	0	0	0	10	10	19
3rd Quarter	14	0	0	3	14	14	0
4th Quarter	0	7	14	7	7	3	10
Overtime	--	--	--	--	--	--	--
First Downs	17	25	18	18	24	23	15
Rushing	5	9	6	6	7	9	5
Passing	11	14	11	12	16	13	9
Penalty	1	2	1	0	1	1	1
Third Down Eff	5/11	6/11	4/16	6/14	4/12	6/17	6/17
Percentage	45.5	54.5	25.0	42.9	33.3	35.3	35.3
4th Down Eff	0/0	0/0	3/3	0/2	1/1	1/1	3/3
Percentage	---	---	100.0	0.0	100.0	100.0	100.0
Total Net Yards	419	397	401	422	531	374	299
Plays	56	72	67	69	69	76	64
Avg. Per Play	7.5	5.5	6.0	6.1	7.7	4.9	4.7
Net Yards Rushing	141	146	110	75	196	115	153
Plays	33	36	23	19	32	38	36
Avg. Per Play	4.3	4.1	4.8	3.9	6.1	3.0	4.3
Net Yards Passing	278	251	291	243	335	259	146
Sacked/Lost	0/0	1/9	1/0	0/0	3/11	2/16	2/20
Gross Yards	278	260	291	243	346	275	166
Att/Comp	23/18	35/23	43/23	45/23	34/21	36/21	26/14
Had Intercepted	0	0	1	0	0	0	1
Avg. Per Play	12.1	7.0	6.6	5.4	9.0	6.8	5.2
Punts/Avg	5/38.8	4/39.3	6/47.3	3/40.0	4/38.8	7/39.6	5/47.2
Had Blocked	0	0	0	0	0	0	0
Punt Returns/Yds	6/63	3/23	2/3	2/23	4/29	1/10	1/39
Kickoff Ret/Yds	3/128	3/60	3/63	3/67	3/104	3/38	4/93
Int Returns/Yds	1/25	2/1	1/17	0/0	2/23	3/29	4/93
Penalties/Yds	4/25	6/65	8/70	5/20	9/55	6/50	5/45
Fumbles/Lost	0/0	1/1	1/0	2/1	0/0	1/0	0/0
Touchdowns	4	2	3	1	4	3	5
Rushing	0	0	0	0	1	0	1
Passing	3	2	2	1	3	3	3
Returns	1 (KO)	0	0	0	0	0	0
Defensive	0	0	1 (I)	0	0	0	1 (F)
Safeties	0	0	0	0	0	0	0
PAT/ATT	4/4	2/2	3/3	1/1	4/4	3/3	2/3
2 Pt. PAT/ATT	0/0	0/0	0/0	0/0	0/0	0/0	0/2
FG/ATT	2/2	0/0	0/2	1/3	2/3	2/3	1/1
Time of Possession	32:39	34:28	28:50	22:57	33:55	31:52	28:55
Take/Turn Ratio	+2	0	0	-1	+2	+4	-3
Avg. Drive Start	29.0	19.0	24.0	34.0	31.0	31.0	41.0

* SEAHAWKS TEAM RECORD; # EQUALS SEAHAWKS TEAM RECORD

10/29 @AZ	11/5 NYG	11/12 @Jax	11/19 @Wa	11/26 NYJ	12/3 Phil	12/10 @Den	12/17 Oak	12/24 @KC
20	28	30	20	16	14	27	10	26
14	3	7	3	7	0	10	3	13
0	19	20	7	6	7	10	0	7
0	0	0	0	0	0	0	0	3
0	6	3	10	3	7	7	7	3
6	--	--	--	--	--	--	--	--
20	26	19	20	17	17	25	15	21
8	8	10	3	8	7	11	7	7
9	16	6	17	8	9	10	8	12
3	2	3	0	1	1	4	0	2
8/17	8/16	2/7	5/13	3/14	4/12	2/9	6/17	6/15
47.1	50.0	28.6	38.5	21.4	33.3	22.2	35.3	40.0
0/1	0/0	0/0	1/1	0/0	1/2	0/2	0/2	0/0
0.0	---	---	100.0	---	50.0	0.0	0.0	---
305	403	266	348	255	269	388	322	375
79	75	51	68	67	58	70	69	72
3.9	5.4	5.2	5.1	3.8	4.6	5.5	4.7	5.2
115	117	161	67	112	69	240	140	174
33	31	28	22	32	21	37	32	42
3.5	3.8	5.8	3.0	3.5	3.3	6.5	4.4	4.1
190	286	105	281	143	200	148	182	201
1/10	3/13	3/16	2/17	1/6	1/0	4/26	3/15	1/8
200	299	121	298	149	200	174	197	209
45/23	41/20	20/13	44/24	34/19	36/19	29/16	34/18	29/15
2	0	1	4	1	1	3	0	1
4.1	6.5	4.6	6.1	4.1	5.4	4.5	4.9	6.7
8/44.8	6/42.2	3/46.3	5/37.8	6/49.5	5/45.0	2/38.0	8/43.1	4/36.0
0	0	0	0	0	0	0	0	0
3/21	2/29	1/41	3/39	3/43	3/45	5/99	1/6	6/58
4/68	6/151	8/174	6/101	3/88	6/135	5/133	8/137	2/129
4/111	1/3	1/41	2/6	1/0	0/0	2/61	0/0	0/0
9/66	8/81	9/75	5/43	10/80	8/44	9/78	7/64	5/30
3/2	0/0	2/1	1/1	0/0	1/0	2/2	2/1	1/0
3	4	3	2	1	2	3	1	2
0	2	2	0	1	2	2	0	0
1	2	1	2	0	0	1	1	1
0	0	0	0	0	0	0	0	1 (KO)
2 (F.I)	0	0	0	0	0	0	0	0
0	0	0	0	0	0	0	0	0
2/2	1/1	3/3	2/2	1/1	2/2	3/3	1/1	2/2
0/0	0/3	0/0	0/0	0/0	0/0	0/0	0/0	0/0
0/1	1/2	3/3	2/2	3/4	0/1	2/3	1/1	4/4
40:20	33:14	25:57	28:06	26:11	26:58	34:23	33:38	39:46
+3	+2	-1	-3	+2	-1	-3	-1	-1
33.0	31.0	30.0	35.0	38.0	25.0	36.0	22.0	32.0

1995 BY GAME OFFENSIVE STARTERS

Date	Opp	WR	LT	LG	C	RG	RT	TE	WR	QB	RB	FB	K
09/03	KC	Galloway	Atkins	Joyce	Sweeney	Mawae	Ballard	Crumpler	Blades	Mirer	Warren	Broussard (RB)	Peterson
09/10	@SD	Galloway	Atkins	Joyce	Sweeney	Mawae	Ballard	Fauria	Blades	Mirer	Warren	S. Smith	Peterson
09/17	Cin	Galloway	Atkins	Joyce	Sweeney	Mawae	Ballard	Fauria	Blades	Mirer	Warren	S. Smith	Peterson
10/01	Den	Galloway	Atkins	Joyce	Sweeney	Mawae	Ballard	Fauria	Blades	Mirer	Warren	S. Smith	Peterson
10/08	@Oak	Galloway	Atkins	Joyce	Sweeney	Mawae	Ballard	Fauria	Blades	Mirer	Warren	S. Smith	Peterson
10/15	@Buf	Galloway	Atkins	Joyce	Sweeney	Mawae	Ballard	Fauria	Blades	Mirer	Warren	S. Smith	Peterson
10/22	SD	Galloway	Atkins	Joyce	Sweeney	Mawae	Ballard	Fauria	Blades	Mirer	Warren	Thomas (WR)	Peterson
10/29	@Ariz	Galloway	Atkins	Joyce	Sweeney	Mawae	Ballard	Fauria	Blades	Friesz	Warren	S. Smith	Peterson
11/05	NYG	Galloway	Atkins	Joyce	Sweeney	Mawae	Ballard	Fauria	Blades	Mirer	Warren	S. Smith	Peterson
11/12	@Jax	Galloway	Atkins	Joyce	Sweeney	Mawae	Ballard	Fauria	Blades	Mirer	Warren	Strong	Peterson
11/19	@Wash	Galloway	Atkins	Joyce	Sweeney	Mawae	Ballard	Crumpler	Blades	Mirer	Warren	Johnson	Peterson
11/26	NYJ	Galloway	Atkins	Joyce	Sweeney	Mawae	Ballard	Crumpler	Blades	Mirer	Warren	Johnson	Peterson
12/03	Phil	Galloway	Atkins	Joyce	Sweeney	Mawae	Ballard	Crumpler	Blades	Mirer	Warren	Johnson	Peterson
12/10	@Den	Galloway	Atkins	Blackshear	Sweeney	Mawae	Ballard	Crumpler	Blades	Mirer	Warren	Johnson	Peterson
12/17	Oak	Galloway	Atkins	Blackshear	Sweeney	Mawae	Ballard	Crumpler	Blades	Friesz	Warren	Thomas (WR)	Peterson
12/24	@KC	Galloway	Atkins	Blackshear	Sweeney	Mawae	Ballard	Crumpler	Blades	Friesz	Warren	Strong	Peterson

1995 BY GAME DEFENSIVE STARTERS

Date	Opp	DLE	DLT	DRT	DRE	SLB	MLB	WLB	LCB	RCB	SS	FS	P
09/03	KC	Williams	Adams	Kennedy	Edwards	Wooden	Stowe	Moss	Gray	C.Harris	Blackmon	E.Robinson	Tuten
09/10	@SD	Sinclair	Adams	Kennedy	Williams	Wooden	Stowe	Moss	Gray	C.Harris	Blackmon	E.Robinson	Tuten
09/17	Cin	Sinclair	Adams	Kennedy	Williams	Wooden	Stowe	Moss	Gray	C.Harris	Blackmon	E.Robinson	Tuten
10/01	Den	Sinclair	Adams	Kennedy	Williams	Wooden	Stowe	Moss	Gray	C.Harris	Blackmon	E.Robinson	Tuten
10/08	@Oak	Sinclair	Adams	Kennedy	Williams	Wooden	Stowe	Moss	Gray	C.Harris	R.Robinson	E.Robinson	Tuten
10/15	@Buf	Sinclair	Nash	Kennedy	Williams	Wooden	Stowe	Moss	Gray	C.Harris	Blackmon	E.Robinson	Tuten
10/22	SD	Sinclair	Nash	Kennedy	Williams	Wooden	Wells	Moss	Gray	C.Harris	R.Robinson	E.Robinson	Tuten
10/29	@Ariz	Sinclair	Nash	Kennedy	Williams	Wooden	Wells	Moss	Gray	C.Harris	R.Robinson	E.Robinson	Tuten
11/05	NYG	Sinclair	Nash	Kennedy	Williams	Wooden	Wells	Moss	Gray	C.Harris	Blackmon	E.Robinson	Tuten
11/12	@Jax	Sinclair	Nash	Kennedy	Williams	Wooden	Wells	Moss	Gray	C.Harris	Blackmon	E.Robinson	Tuten
11/19	@Wash	Sinclair	Nash	Kennedy	Edwards	Wooden	Wells	Moss	Gray	C.Harris	Blackmon	E.Robinson	Tuten
11/26	NYJ	Sinclair	Nash	Kennedy	Edwards	Wooden	Wells	Moss	Gray	C.Harris	Blackmon	E.Robinson	Tuten
12/03	Phil	Sinclair	Nash	Kennedy	Edwards	Wooden	Wells	Moss	Gray	C.Harris	Blackmon	E.Robinson	Tuten
12/10	@Den	Sinclair	Nash	Kennedy	Edwards	Wooden	Wells	Moss	Gray	C.Harris	Blackmon	E.Robinson	Tuten
12/17	Oak	Sinclair	Nash	Kennedy	Edwards	Wooden	Wells	Moss	Gray	C.Harris	Blackmon	E.Robinson	Tuten
12/24	@KC	Sinclair	Nash	Kennedy	Edwards	Wooden	Wells	Moss	Gray	C.Harris	Blackmon	E.Robinson	Tuten

FINAL 1995 NFL STANDINGS

AMERICAN FOOTBALL CONFERENCE

Eastern Division	W	L	T	Pct	Pts	Opp
*Buffalo	10	6	0	.625	350	335
#Indianapolis	9	7	0	.563	331	316
#Miami	9	7	0	.563	398	332
New England	6	10	0	.375	294	377
N.Y. Jets	3	13	0	.188	233	384

Central Division	W	L	T	Pct	Pts	Opp
*Pittsburgh	11	5	0	.688	407	327
Cincinnati	7	9	0	.438	349	374
Houston	7	9	0	.438	348	324
Cleveland	5	11	0	.313	289	356
Jacksonville	4	12	0	.250	275	404

Western Division	W	L	T	Pct	Pts	Opp
*Kansas City	13	3	0	.813	358	241
#San Diego	9	7	0	.563	321	323
Seattle	8	8	0	.500	363	366
Denver	8	8	0	.500	388	345
Oakland	8	8	0	.500	348	332

NATIONAL FOOTBALL CONFERENCE

Eastern Division	W	L	T	Pct	Pts	Opp
*Dallas	12	4	0	.750	435	291
#Philadelphia	10	6	0	.625	318	338
Washington	6	10	0	.375	326	359
N.Y. Giants	5	11	0	.313	290	340
Arizona	4	12	0	.350	275	422

Central Division	W	L	T	Pct	Pts	Opp
*Green Bay	11	5	0	.688	404	314
#Detroit	10	6	0	.625	436	335
Chicago	9	7	0	.563	392	360
Minnesota	8	8	0	.500	412	385
Tampa Bay	7	9	0	.438	238	335

Western Division	W	L	T	Pct	Pts	Opp
*San Francisco	11	5	0	.688	457	258
#Atlanta	9	7	0	.563	362	349
St. Louis	7	9	0	.438	309	418
Carolina	7	9	0	.438	289	325
New Orleans	7	9	0	.438	319	348

*Divisional Winner; # Wild Card Playoff Qualifier

Indianapolis seeded ahead of Miami based on two-game sweep

POSTSEASON RESULTS

AFC WILD CARD PLAYOFFS

BUFFALO 37, Miami 22
Indianapolis 35, SAN DIEGO 20

NFC WILD CARD PLAYOFFS

PHILADELPHIA 58, Detroit 37
GREEN BAY 34, Atlanta 20

AFC DIVISIONAL PLAYOFFS

PITTSBURGH 41, Buffalo 20
Indianapolis 10, KANSAS CITY 7

NFC DIVISIONAL PLAYOFFS

Green Bay 27, SAN FRANCISCO 17
DALLAS 30, Philadelphia 11

AFC CHAMPIONSHIP GAME

PITTSBURGH 20, Indianapolis 16

NFC CHAMPIONSHIP GAME

DALLAS 38, Green Bay 27

SUPER BOWL XXX

(Tempe, Arizona)

DALLAS 27, Pittsburgh 17

PRO BOWL

(Honolulu, Hawaii)

NFC 20, AFC 13



CANTON, OHIO



**BUILDING
THE
FRANCHISE**

CHRONOLOGY

1972 — 6/15 Seattle Professional Football, a group of business and community leaders, announces their intention to attempt to secure a National Football League franchise for the City of Seattle. Herman Sarkowsky serves as spokesman for the group. **11/2** Construction begins on The Kingdome.

1974 — 6/4 The National Football League announces that Seattle will have a franchise for the 1976 season. **12/5** The National Football League announces that it has voted membership to Seattle Professional Football, Inc., headed by Lloyd W. Nordstrom with partners Herman Sarkowsky, D.E. "Ned" Skinner, Howard S. Wright, M. Lamont Bean, and Lynn P. Himmelman.

1975 — 3/6 John Thompson, Executive Director of the NFL Management Council, named General Manager. **6/17** Nickname "Seahawks" selected from 20,365 entries and 1,741 different names. One hundred fifty-one suggest "Seahawks." **7/25** Season ticket applications mailed. **7/28** Season ticket applications accepted — 24,168 received the first day. **8/23** Season ticket sales closed after target of 59,000 reached. **12/18** Seahawks agree to a 20-year lease agreement to play all games in the Kingdome.

1976 — 1/3 Jack Patera, defensive line coach of the Minnesota Vikings, named head coach. **1/20** Lloyd W. Nordstrom, spokesman for the Nordstrom family, the Seahawks' majority owner, dies of a heart attack while vacationing in Mexico. **3/30** Veteran Allocation held in New York City. Seahawks select 39 NFL veterans. **4/8-9** Seahawks select 25 collegians in their first college draft. Notre Dame's Steve Niehaus is the first choice and he flies to Seattle for evening news conference on April 8. **7/9** Seahawks open training camp at Eastern Washington University in Cheney. **8/1** Seahawks play first game before 60,825 fans in the Kingdome. San Francisco holds on to defeat Seattle, 27-20, as Jim Zorn is tackled on the 49ers' two-yard line when the gun sounds. **8/29** Seahawks capture first victory, a 17-16 preseason win over San Diego, as Ron Howard catches a three-yard Jim Zorn pass for the winning touchdown with only 13 seconds remaining in the contest. **9/12** Seattle opens regular season play with a near miss against St. Louis, 30-24. The game ends with the Cardinals intercepting a pass in the end zone. **10/17** Seahawks win Expansion Bowl with 13-10 victory over host Tampa Bay. Linebacker Mike Curtis blocks a Tampa Bay field goal attempt with 42 seconds remaining to preserve the victory. **11/7** Seahawks capture their first regular season victory at home with a 30-13 win over Atlanta. Sherman Smith becomes the first Seattle back to rush for over 100 yards with 124 yards on 14 carries.

1977 — 1/17 Seahawks host the Pro Bowl and it is the first sellout in the 27-year history of the game and is the largest crowd under the AFC vs. NFC format. AFC scores a 24-14 win before 63,214 fans. **5/3** Seattle trades its first-round draft choice, the second player in the draft, to Dallas for the Cowboys' first-round selection and three second-round picks. The Seahawks select Steve August, offensive guard from Tulsa, on the first round. **10/30** After missing four games with an injury, Jim Zorn returns to lead Seattle to a 56-17 triumph over Buffalo. The Seahawks

set 15 club records and equal six, including Zorn's four TD passes. **11/13** Seattle defense blanks the New York Jets, 17-0, in Shea Stadium, the first time an established team is shutout by a second-year team. **12/18** Seahawks win their fifth game of the year, a 20-19 decision over Cleveland before 61,583 fans in the Kingdome, to establish a record for most wins ever by a second-year expansion team.

1978 — 5/3 Keith Simpson, cornerback from Memphis State, is selected as Seattle's first-round draft choice followed by his college teammate Keith Butler, a linebacker, on the second round. **10/8** Efren Herrera kicks a 19-yard field goal on the final play of the game to give Seattle a 29-28 win over the Minnesota Vikings. **11/26** Seattle becomes the first team since 1965 to beat Oakland twice during the regular season with a 17-16 win on Efren Herrera's 46-yard field goal with just three seconds remaining. **12/17** Seahawks end their third season with a 9-7 record and finish one game behind Denver in the AFC West standings following a 23-19 win over Kansas City. Al Hunter rushes for 133 yards on 27 carries as Seahawks perform before sixth-straight home sellout crowd.

1979 — 1/29 Steve Largent catches a record-equalling five passes as Seattle's first representative to the Pro Bowl. National Football Conference defeats Largent and his AFC teammates, 13-7, in the Los Angeles Memorial Coliseum. **5/3** Manu Tuiaosopo, defensive tackle from UCLA, becomes Seattle's first-round draft choice. **10/29** After trailing 14-0, the Seahawks rebound for a 31-28 win over Atlanta in Seattle's first appearance on ABC's Monday Night Football. Dan Doornink rushes for 122 yards on 21 carries and scores twice. **12/16** The Seahawks close out their second straight 9-7 season with a 29-24 win over Oakland. Sam McCullum sets a club record with 173 yards receiving on eight catches.

1980 — 4/29 Seattle trades its first-round draft choice and a third-round pick to Buffalo for the Bills' first-round choice, the tenth player in the draft. The Seahawks then select defensive end Jacob Green of Texas A&M on the first round. **9/28** Seahawks score second shutout in the club's history with a 14-0 win over Washington Redskins in Robert F. Kennedy Memorial Stadium. **10/5** Sam McCullum catches two touchdown passes and Efren Herrera kicks four field goals in 26-7 win over Houston at the Astrodome. The win would prove to be Seattle's last of the season.

1981 — 4/28 Seahawks select UCLA safety Kenny Easley on the first round of the NFL draft. **11/8** Seattle holds the Pittsburgh Steelers scoreless in the second half and rallies for a pair of fourth quarter touchdowns to capture a 24-21 victory at the Kingdome. **11/16** The Seahawks score on their last eight possessions to defeat the San Diego Chargers, 44-23, on Monday Night Football. It is the Seahawks' first regular season victory over the Chargers after eight straight losses.

1982 — 3/11 Mike McCormack, former head coach with the Philadelphia Eagles and Baltimore Colts, is named Director of Football Operations. **4/27** Seahawks select Clemson defensive end Jeff Bryant in the first round of the college draft. **9/21** Players go on strike for 57 days. **10/13** Mike McCormack named interim head coach after the firing of head coach Jack Patera and general manager John Thompson. **11/21** Seahawks capture 17-10 victory over the host Denver Broncos in Mike McCormack's first game as head coach following the players' strike. Steve Largent catches a 34-yard touchdown pass from Jim Zorn with 49 seconds left for the victory. **11/28** Seahawks shutout the Pittsburgh Steelers, 16-0, for the club's third shutout in history and first at the Kingdome.

1983 — **1/2** Seahawks conclude nine-game season with a 13-11 win over the Denver Broncos as Dave Krieg throws a 19-yard touchdown pass to Roger Carr with 47 seconds left. The Seahawks drive 87 yards in 10 plays with no timeouts to score the winning touchdown. Seattle finishes the season 4-5 but were 4-3 under Mike McCormack. **1/3** Mike McCormack named President and General Manager after previously serving as Director of Football Operations since March 11, 1982, and interim head coach since October 13, 1982. **1/26** Chuck Knox named head coach. Knox previously had served as head coach of the Los Angeles Rams (1973-77) and the Buffalo Bills (1978-82). He guided seven of his ten teams to the playoffs, while winning six division championships. **3/15** Chuck Allen, who joined the Seahawks staff in June of 1975 as Director of Pro Scouting, named Assistant General Manager. **4/26** Seattle selects Penn State running back Curt Warner in the NFL draft. Warner is the third player taken on the first round. To be able to get Warner, the Seahawks trade their first, second and third-round selections to the Houston Oilers for the Oilers first-round pick. **9/11** Seahawks win first game under Chuck Knox, 17-10, over the New York Jets, as the club sets a team record with 57 rushing attempts and Curt Warner gains 128 yards on 24 carries. **10/16** Seahawks force eight turnovers and register eight sacks in 38-36 victory over the Los Angeles Raiders. **10/30** Seahawks make it two straight over Raiders with 34-21 win. **12/18** Seahawks clinch first playoff berth with 24-6 win over New England. **12/24** Dave Krieg throws three touchdown passes and Curt Warner rushes for 99 yards in 31-7 win over Denver in the AFC Wild Card Game before 60,752 fans in Kingdome. **12/31** Seahawks drive 66 yards in five plays late in the fourth quarter to capture divisional playoff win over Miami, 27-20, before 71,032 fans at the Orange Bowl.

1984 — **1/8** Los Angeles Raiders defeat the Seahawks, 30-14, in the AFC Championship Game at the Los Angeles Memorial Coliseum before 88,734 fans. **5/1** Seahawks select cornerback Terry Taylor of Southern Illinois as their first-round choice in the annual NFL draft. **9/3** Seahawks win regular season opener for the first time in franchise history, 33-0 over the Cleveland Browns. The enthusiasm is dampened by a knee injury to Curt Warner which will keep him out for the rest of the season. **10/29** Seahawks post their second shutout of the season with a 24-0 victory over the San Diego Chargers on Monday Night Football. Kenny Easley intercepts a club record three passes and Steve Largent catches three touchdown passes. **11/4** Seahawks set an NFL record by returning four interceptions for touchdowns, including two by Dave Brown, in a 45-0 win over the Kansas City Chiefs. Kenny Easley and Keith Simpson had the other two interception returns for touchdowns. **11/25** Dave Krieg throws for 406 yards and three touchdowns, including an 80-yarder to Daryl Turner on the first play of the game, to lead the Seahawks past Denver, 27-24. Steve Largent catches 12 passes for 191 yards and one score. **12/2** Seahawks clinch playoff berth with a 38-17 win over Detroit as Dave Krieg throws a team record five touchdown passes. **12/22** Seattle eliminates the defending Super Bowl Champion Los Angeles Raiders, 13-7, from the playoffs in the AFC Wild Card Game at the Kingdome. Seahawks rush for 205 yards and force three turnovers, along with registering six sacks, in the victory. **12/29** Miami defeats the Seahawks, 31-10, in an AFC Divisional Playoff Game at the Orange Bowl.

1985 — **6/18** Seahawks and Northwest College agree to a long-term lease for a new practice and office complex for the club in Kirkland. The facility will be built on 12 acres adjacent to Northwest College. A 36,000-square foot building will house the

club's administrative offices, locker room and training facilities. **7/20** Seahawks open their tenth and final training camp at Eastern Washington University in Cheney. **9/8** Curt Warner returns to the Seattle lineup after missing all but the 1984 opener as the Seahawks defeat Cincinnati, 28-24, at Riverfront Stadium. Warner gains 66 yards on 17 carries and scores the game-winning touchdown on an 11-yard run with 7:07 remaining. **9/15** Daryl Turner sets a club record with four touchdown catches and Dave Krieg equals another with five touchdown passes in Seattle's 49-35 victory over the San Diego Chargers at Jack Murphy Stadium. **10/13** Dave Krieg passes for 405 yards and four touchdowns, including a 12-yarder to Paul Skansi for the winning touchdown with 35 seconds remaining, as Seahawks defeat Atlanta, 30-26. Krieg directs the Seahawks 86 yards in 16 plays on the winning drive. **10/21** Ceremonial ground-breaking is held for team's new headquarters. **11/3** Terry Taylor returns an interception 75 yards for a touchdown and blocks a field goal attempt that is recovered by Byron Walker and returned 56 yards for a touchdown in Seattle's 33-3 win over the Los Angeles Raiders at the Kingdome.

1986 — 4/29 Seahawks select Florida fullback John L. Williams as their first-round draft choice. Williams is the 15th player picked overall. **6/18** Seahawks move into new headquarters on a 12-acre site adjacent to Northwest College in Kirkland. **7/16** Seahawks open their 11th training camp and first in Kirkland. **9/7** Seahawks kickoff their 1986 regular season schedule with a 30-0 victory over the Pittsburgh Steelers at the Kingdome. **10/6** Seahawks defeat San Diego Chargers, 33-7, on Monday Night Football as Steve Largent breaks NFL record for most consecutive games with a pass reception. Largent catches a pass in the 128th straight game in which he participated. **10/19** Jacob Green registers four sacks and Dave Brown intercepts two passes in leading Seattle to a 17-12 win over the eventual Super Bowl champion New York Giants. **11/27** Seahawks defeat the Dallas Cowboys, 31-14, on Thanksgiving Day as Curt Warner runs for 122 yards and Dave Krieg completes 16-of-24 passes for 214 yards and two touchdowns. **12/8** Seattle hands the Los Angeles Raiders their biggest defeat since 1962, 37-0, as Curt Warner gains 116 yards and Dave Krieg passes for 243 yards and two touchdowns. Seattle gains 407 yards in total offense, while the defense holds the Raiders to 138 yards. **12/20** Seahawks close out five-game winning streak and a 10-6 season by defeating eventual AFC Champion Denver, 41-16. The Seahawks gain a season high 536 yards, including a club record 298 yards rushing, led by Curt Warner's 192 yards and three touchdowns on 24 carries.

1987 — 4/28 Seahawks select University of Pittsburgh linebacker Tony Woods in the first round of the NFL draft. Woods is the 18th player picked. **6/12** Seahawks win lottery for first choice in supplemental draft and select University of Oklahoma linebacker Brian Bosworth. **9/13** After first two regular season games, NFL Players Association calls a strike that will last four weeks. Games for Sunday, September 18, are cancelled. **10/25** Seahawks defeat the Los Angeles Raiders, 35-13, in first game with regulars following the strike. Seattle builds up a 28-0 halftime lead and wins in Los Angeles for the first time since 1983. **12/13** Dave Krieg completes 23-of-33 passes for 238 yards and Ray Butler catches six passes for 107 yards and two touchdowns in leading Seattle past Denver, 28-21, at the Kingdome. **12/20** Seahawks clinch playoff berth with a 34-21 win over the Chicago Bears at Soldier Field. John L. Williams sparks the offense with a 75-yard touchdown on a screen pass from Dave Krieg and the defense contributes five takeaways.

12/27 Steve Largent catches six passes in a 41-20 loss at Kansas City and becomes the NFL's all-time leading receiver with 751. Largent breaks the previous record of 750 by Charlie Joiner.

1988 — 1/3 Seahawks close out the 1987 season with a 23-20 overtime loss to the Houston Oilers at the Astrodome in the AFC First-Round Playoff Game. **4/24** Seahawks use their second-round choice in the draft to select University of Miami wide receiver Brian Blades. The Seahawks first-round pick had been exercised in the June 1987 supplemental draft. **8/30** Ken Behring and Ken Hofmann complete their purchase of the Seahawks from the Nordstrom family. **9/4** Seahawks open 13th season with a 21-14 win at Denver over the two-time defending AFC Champion Broncos. Curt Warner scores twice and John L. Williams accounts for 161 yards from scrimmage. It is Seattle's first win in Denver since 1984. **9/18** Steve Largent becomes the NFL's all-time leader in pass receiving yards with 12,167 at San Diego, but the Seahawks lose to the Chargers, 17-6. Largent breaks Charlie Joiner's record of 12,146 yards. **10/2** Rookie quarterback Kelly Stouffer makes his first NFL start for an injured Dave Krieg and leads the Seahawks to a 31-20 win over the Atlanta Falcons in Atlanta. John L. Williams ties a team record with three rushing touchdowns. **11/13** Seahawks defeat the Houston Oilers, 27-24, as Dave Krieg returns after missing seven games with a shoulder separation. Krieg engineers a 10-play drive to set up Norm Johnson's game-winning field goal with less than one second left. **11/28** Dave Krieg equals his own team record with five touchdown passes as Seahawks defeat the Los Angeles Raiders, 35-27, on Monday night in the Kingdome. Curt Warner (130) and John L. Williams (105) become the first pair of Seahawks to each gain over 100 yards rushing in the same game. **12/11** Seahawks score touchdowns on their first six possessions in a 42-17 win over Denver. Curt Warner establishes a team record with four rushing touchdowns. Warner (126) and John L. Williams (109) each top 100 yards rushing. **12/18** John L. Williams accounts for 239 yards of offense, including 180 receiving, and Dave Krieg throws for 410 yards and four scores, as the Seahawks defeat the Los Angeles Raiders, 43-37, in Los Angeles to clinch the first AFC Western Division title in franchise history. **12/31** Seahawks are eliminated from the playoffs by the eventual AFC Champion Cincinnati Bengals, 21-13, in Riverfront Stadium.

1989 — 2/22 Tom Flores named President/General Manager, replacing Mike McCormack. Flores guided the Los Angeles Raiders to an 83-53 regular season record and two Super Bowl titles in nine seasons, 1979-87, as their head coach. **4/23** Seahawks select Notre Dame tackle Andy Heck with the fifteenth pick of the first round of the draft. **9/10** Seahawks lose regular season opener in Philadelphia, 31-7, and also lose wide receiver Steve Largent for six weeks with a broken elbow. Largent, however, scores Seattle's only touchdown. **10/29** Dave Krieg and Brian Blades combine on a 21-yard touchdown pass with 40 seconds left in a 10-7 win over the San Diego Chargers. The win is the 100th in regular season play for the Seahawks. Blades catches a career high 10 passes for 117 yards. **11/26** Steve Largent ties Don Hutson's NFL record of 99 career receiving touchdowns in the Seahawks 41-14 loss at Denver. **12/4** Dave Krieg ignites a three-game winning streak with 298 yards passing and the game-winning touchdown pass in a 17-16 Monday night win over Buffalo. **12/10** Seahawks win 24-17 at Cincinnati as Dave Krieg throws three touchdown passes. One goes to Steve Largent, the NFL record 100th of his career. **12/17** John L. Williams catches a career high 12 passes for 129 yards as the Seahawks defeat the Los Angeles

Raiders, 23-17. **12/23** Seahawks close out the season with a 29-0 loss to the Washington Redskins. In pregame ceremonies, retiring wide receiver Steve Largent is honored and his is the first name inducted in the Seahawks Ring of Honor.

1990 — 4/22 Seahawks trade four draft choices to the New England Patriots, including two first-round choices, to move up and select University of Miami defensive tackle Cortez Kennedy with the third overall choice. Seahawks also receive a second-round choice from the Patriots which they use to select Syracuse University linebacker Terry Wooden. **8/4** Seahawks play their first-ever international game as they drop a 10-7 preseason decision to the Denver Broncos in Tokyo, Japan. **10/1** Seahawks defeat the Cincinnati Bengals, 31-16, for their first win after opening the season with three consecutive losses. Derrick Fenner scores three touchdowns for the second straight week. **11/11** Seahawks score their first win in Kansas City's Arrowhead Stadium since 1980 as Dave Krieg throws a 25-yard touchdown pass to Paul Skansi as time expires. The PAT gives Seattle a 17-16 win and starts a four-game streak of games decided on the last play. The win is the 159th of Chuck Knox's career, moving him into seventh place all-time. **11/25** Norm Johnson's 40-yard field goal 3:01 into overtime gives the Seahawks a 13-10 win at San Diego. Seattle forces and recovers a pair of fumbles, the first with 48 seconds left in regulation and the second with 1:34 gone in overtime. **12/2** In almost a replay from the week before, Seattle defeats the Houston Oilers 13-10 in overtime after recovering a fumble. Norm Johnson connects from 42 yards out after David Wyman recovers a Tony Woods-forced fumble. Seahawks become only the third team in NFL history to win back-to-back overtime games. **12/9** The Seahawks defense sets single-game records for fewest rushing first downs (0) and rushing yards allowed (13) in a game in a 20-14 win over the Green Bay Packers in Milwaukee. **12/23** Seattle moves over the .500 mark with a 17-12 win over the Denver Broncos. The Broncos are penalized on the game's last play, negating what would have been a game-winning touchdown pass. **12/30** Derrick Fenner scores two touchdowns for the fourth time as Seattle defeats the Detroit Lions 30-10 in the Kingdome, to finish at 9-7 after an 0-3 start. Fenner ends the season equalling team records for total touchdowns (15) and rushing touchdowns (14), totals that lead the AFC.

1991 — 4/21 Seahawks select San Diego State quarterback Dan McGwire with the 16th pick on the first round of the 1991 NFL Draft. The 6-8, 243-pound McGwire is the first quarterback ever selected on the first round by Seattle. **4/25** Head Coach Chuck Knox agrees to a two-year contract extension. **8/3** Quarterback Jim Zorn (1976-84) becomes the second person inducted into the Seahawks Ring of Honor. **9/1** Seahawks drop season opener, 27-24, at New Orleans and lose starting quarterback Dave Krieg for six weeks with a broken thumb in the process. Wide receiver Brian Blades sets career highs with 12 receptions, 160 yards, and two touchdowns. **9/8** Jeff Kemp makes his first start since September 25, 1988, and throws two touchdown passes in a 20-13 win over the New York Jets. One goes to Travis McNeal, the first of his career. **9/29** Chris Warren's 59-yard punt return touchdown, the first by a Seahawks player since 1986, sparks a 31-3 win over the visiting Indianapolis Colts. The defense limits the Colts to 137 yards and records five sacks. Rookie first-round draft choice Dan McGwire starts and plays the first half, engineering a 50-yard touchdown drive on his first possession. **10/6** The Seahawks defense stops the Cincinnati Bengals on a 4th-and-four inches short with 29 seconds left to preserve a 13-7 win at

Riverfront Stadium. Dwayne Harper and Nesby Glasgow combine for the tackle, which comes at the Seattle 22. **10/20** Dave Krieg returns from missing six games on injured reserve to lead Seattle to a 27-7 win at Pittsburgh. Krieg throws for 266 yards, completing 25-of-31 passes, and two scores. **10/27** John Kasay equals an NFL record with two field goals of 50-or-more yards in a 20-9 win over the San Diego Chargers. Kasay connects from 54 and 51 yards. The 54-yarder equals the team record. **11/24** The defense forces four turnovers and has five sacks, three by Rufus Porter, in a 13-10 win over the eventual AFC West Champion Denver Broncos in the Kingdome. Additionally, the defense twice holds on downs inside Seahawks territory in the game's last 4:49. **12/22** Seattle finishes their 16th season with a 7-9 record after defeating the Los Angeles Rams, 23-9, in the Kingdome. It was the first win by the Seahawks over the Rams in five regular season games. James Jones rushes for a pair of scores, while the defense keeps their third 1991 opponent out of the end zone. **12/27** The Seahawks and head coach Chuck Knox agree to mutually end Knox's nine-year tenure as head coach. Knox leaves having compiled an 80-63-0 (55.9%) regular season record. He guided the Seahawks to four playoff appearances, including an AFC West title in 1988.

1992 — 1/6 Seahawks President/General Manager Tom Flores is named President/Head Coach. Flores coached nine seasons, 1979-87, with the Oakland/Los Angeles Raiders and compiled an 83-53-0 (61.0%) regular season record. He led the Raiders to two Super Bowl Championships, XV and XVIII, the only Super Bowls won by the AFC in the decade of the 1980's. **1/8** Larry Kennan, Coach of the Year in the World League of American Football in 1991, is named Offensive Coordinator/Quarterbacks Coach. Kennan guided the London Monarchs to an 11-1 record and WLAFL Championship in the league's first season. Kennan served as an NFL assistant with the Los Angeles Raiders (1982-87), Denver Broncos (1988) and Indianapolis Colts (1989-90). **1/9** Seahawks defensive assistants George Dyer (line), Rod Perry (secondary), and Joe Vitt (special assignments), along with John Becker (offensive coordinator/wide receivers) and Chick Harris (running backs) leave the Seahawks to join Chuck Knox with the Los Angeles Rams. **1/11** Seahawks assistant head coach Tom Catlin announces he will stay with the Seahawks as assistant head coach/defense. In addition, Rusty Tillman is promoted from special teams coach to defensive coordinator, Russ Purnell from tight ends and assistant special teams to special teams and tight ends coach, and Paul Moyer from staff assistant to defensive backfield coach. **1/21** Offensive Line Coach Hudson Houck and running backs coach Clarence Shelmon are added to Tom Flores' staff. Both coaches come to the Seahawks from the Los Angeles Rams. **1/22** Bob Bratkowski, offensive coordinator at the University of Miami for the past three seasons, is named wide receivers coach. Bratkowski's father Zeke, is a former NFL quarterback and current NFL assistant coach. **1/23** Tommy Brasher is named defensive line coach. Brasher has coached nine seasons in the NFL and 12 in college. **1/24** Former Seahawks cornerback Dave Brown (1976-86) returns to the club as a defensive assistant. An original member of the Seahawks, Brown still holds career records with 50 interceptions and four interception return touchdowns. **8/22** Dave Brown becomes the third inductee into the Seahawks Ring of Honor around the 200 Level of the Kingdome. **9/6** Cincinnati Bengals spoil Tom Flores' Seahawks coaching debut with a 21-3 Kingdome win. **9/20** Flores gains first win as Seahawks head coach, 10-6 at New England. Cortez Kennedy has four-and-a-half tackles for loss, including

three sacks, to lead the defense while Chris Warren rushes for 122 yards and one score on 24 carries to lead the offense. It's Warren's first career 100-yard game. **11/8** Chris Warren's 103 yards aren't enough as the Washington Redskins post a 16-3 Kingdome win. **11/22** Chris Warren rushes for a career-high 154 yards, including a touchdown, but the Kansas City Chiefs take a 24-14 win. **11/30** In pregame ceremonies, play-by-play broadcaster Pete Gross is inducted into the Seahawks Ring of Honor. The Seahawks then defeat the Denver Broncos 16-13 in overtime, snapping an eight-game losing streak. Brian Blades makes his first appearance since injuring his shoulder on opening day and catches the game-tying touchdown pass on the game's last play. John Kasay's 32-yard field goal 11:10 into overtime is the winner. The game also marks the team record third straight that the Seahawks defense held the opposition to under 200 total yards. **12/2** KIRO Newsradio 710's Pete Gross, the only play-by-play broadcaster in the Seahawks 17-year history, dies after a four-year battle with cancer. **12/6** The Pittsburgh Steelers take a 20-14 comeback win in Pittsburgh, despite Eugene Robinson's record-equalling three interceptions. **12/13** Roger Ruzek's 44-yard field goal as time expires in overtime gives the visiting Philadelphia Eagles a 16-13 win. The game is the longest in Seattle's history. **12/27** Seattle closes out the regular season with a 31-14 Kingdome loss to the AFC West Champion San Diego Chargers. Chris Warren becomes only the second player in franchise history to rush for 1,000 yards, finishing the season with 1,017.

1993 — **1/19** David Behring, son of majority owner Ken Behring, is named team President. Tom Flores is named General Manager/Head Coach, while Player Personnel Director Mike Allman is placed in charge of both professional and college personnel. **1/28** Howard Mudd is named offensive line coach replacing Hudson Houck, who joined the Dallas Cowboys. Mudd is an eight-year NFL veteran guard and a 19-year NFL assistant, including a stint with the Seahawks from 1978-82. **2/5** Phil Neri, a Seahawks scout since 1985, is named College Scouting Director. **3/12** Ferrell Edmunds, two-time Pro Bowl tight end with the Miami Dolphins, signs as an unrestricted free agent. Edmunds, a five-year veteran, is the first free agent to sign with the Seahawks under the NFL new free agency system. **4/1** Wide receiver Kelvin Martin of the Super Bowl champion Dallas Cowboys is signed as an unrestricted free agent. **4/14** Linebacker Kevin Murphy signs with Seattle. **4/20** Four-time Pro Bowl center Ray Donaldson signs with the Seahawks as a free agent. **4/22** Buffalo guard Mitch Fretotte signs with the Seahawks as an unrestricted free agent. **4/25** University of Notre Dame quarterback Rick Mirer is selected by the Seahawks on the first round of the NFL draft. Mirer is the second player chosen overall. **9/19** Chris Warren rushes a club record 36 times for a personal best 174 yards in a 17-14 win over the Patriots in New England, Seattle's first win after two losses. **9/26** Rod Stephens' fumble recovery in the end zone provides the winning touchdown in a 19-10 win at Cincinnati. **10/3** Seattle makes it three straight with a 31-14 win over the San Diego Chargers in the Kingdome. Rookie Rick Mirer passes for 282 yards and a score and also rushes for a touchdown. The three-game winning streak is the Seahawks longest since 1990. **10/24** Rick Mirer throws the game-winning touchdown pass to Brian Blades with 25 seconds left in a 10-9 win over New England in the Kingdome. **11/14** Eugene Robinson records 11 tackles, two interceptions, two forced fumble, and one fumble recovery to spark a 22-5 win over the visiting Cleveland Browns. In all, the Seahawks defense forces seven turnovers and accounts for a touchdown and a safety. **12/26** Chris Warren rushes for 168 yards to become the second

Seattle player to have back-to-back 1,000-yard seasons, but the Phoenix Cardinals tie the game on the last play of regulation and go on to a 30-27 overtime win in the Kingdome. **12/26** Jon Vaughn, who learned during warmups that he would start for an injured Chris Warren (abdominal muscle), rushes for a career-high 131 yards in a 16-6 win over the Pittsburgh Steelers. Seattle gains 267 yards rushing, giving them back-to-back 200-yard rushing games for the first time in franchise history.

1994 — 1/2 The Seahawks finish the season 6-10 after dropping a 34-24 decision to the AFC West Champion Kansas City Chiefs in Arrowhead Stadium. John L. Williams rushes for 102 yards, to give the Seahawks three straight games with an individual over 100 yards, a franchise first. Rick Mirer becomes the first rookie quarterback since 1973 to start all his team's games and only the third since the 1970 merger. Mirer ends the season with NFL rookie passing records for attempts (486), completions (274), and yards (2,833), while helping to improve Seattle's win total by four games. **2/24** Nate Odomes, two-time Pro Bowl cornerback of the Buffalo Bills signs as a free agent. **2/28** Odomes' Buffalo teammate and fellow two-time Pro Bowler, tackle Howard Ballard signs as a free agent. **4/24** Texas A&M University defensive tackle Sam Adams is the Seahawks first-round draft choice. Adams is the eighth player picked on the first round. **7/19** Kingdome ceiling tiles fall from roof forcing closure of the building until November 5. Seahawks play both preseason games and first three regular season games in the University of Washington's 72,500 seat Husky Stadium. **8/13** Seahawks play first-ever outdoor game in Seattle defeating Tampa Bay Buccaneers, 29-6, in Husky Stadium. **9/4** Seahawks capture season opener for first time since 1988 with a 28-7 win at the Washington Redskins, as Chris Warren rushes for 100 yards and two touchdowns. The win is the 100th in the career of head coach Tom Flores. **9/11** Chris Warren scores two touchdowns for the second straight week as Seahawks go 2-0 with a 38-9 win over the Raiders in Los Angeles. Rick Mirer tosses three touchdown passes. **9/18** San Diego Chargers stop Seahawks two-game winning streak, 24-10, before Seahawks record crowd of 65,536 in Husky Stadium. **9/25** Chris Warren earns AFC Offensive Player of the Week honors in a 30-13 win over the visiting Pittsburgh Steelers. Warren rushes for 125 yards and a touchdown, while the Seahawks defense intercepts four passes. **11/6** Cincinnati Bengals spoil Seahawks return to Kingdome with a 20-17 overtime win. Doug Pelfrey kicks six field goals, including a 26-yarder 8:14 into overtime for the win. **11/20** Mack Strong's seven-yard touchdown run with 42 seconds left gives Seahawks a 22-21 win over the visiting Tampa Bay Buccaneers, breaking a six-game losing streak. **11/27** Seahawks defeat Kansas City 10-9 behind John Kasay's 32-yard field goal with 1:42 left. The back-to-back one-point wins are a franchise first. Chris Warren surpasses the 1,000-yard mark in the 12th game, the earliest in team history. **12/11** Chris Warren rushes for a personal best 185 yards on 30 carries, including a touchdown in a 16-14 win at Houston. Warren, playing with cracked ribs, had 183 of his yards in the first three quarters. **12/18** Chris Warren tops 100 yards for the seventh time with 122, but the Los Angeles Raiders escape with a 17-16 Kingdome win. **12/24** Cleveland Browns defeat the Seahawks 35-9 in Cleveland Stadium, closing out a 6-10 season. Chris Warren finishes the season with a franchise record 1,545 rushing yards, a total that leads the AFC. **12/29** Tom Flores, Seahawks general manager/head coach from 1992-94, is relieved of his duties. Flores, who joined the organization in 1989 as president/general manager, compiled a 14-34 regular season record. All 12 of Flores' assistants were also fired.

1995 — 1/12 Dennis Erickson, head coach of the University of Miami, is named head coach. In six seasons at Miami, Erickson compiled a 63-9-0 record and won national championships in 1989 and 1991. A native of Everett, Washington, Erickson posted a 113-40-1 record in 13 seasons as a college head coach at the University of Idaho, University of Wyoming, Washington State University, and Miami. Erickson brings six coaches with him from Miami, Gregg Smith (Assistant Head Coach/Tight Ends), Greg Mc Makin (Defensive Coordinator), Dave Arnold (Special Teams), Dana LeDuc (Strength and Conditioning), Rich Olson (Quarterbacks), and Willy Robinson (Defensive Backs). In addition he retains Bob Bratkowski (Offensive Coordinator/Wide Receivers), Tommy Brasher (Defensive Line), Tom Catlin (Quality Control), Dave Brown (Defensive Coach), Arnie Matusmoto (Staff Assistant), Howard Mudd (Offensive Line), and Clarence Shelmon (Running Backs) from the previous staff. **2/9** Mike Murphy, a nine-season NFL coaching veteran, is named linebackers coach. Murphy coached with the Detroit Lions and Arizona Cardinals, prior to serving one year in the Pro Personnel Department of the Carolina Panthers. **1/28** Wide Receiver Steve Largent becomes the first Seahawks player to be elected into the Pro Football Hall of Fame. Largent was elected in his first year of eligibility. He played his entire NFL career with Seattle from 1976-89, and retired in possession of six NFL receiving marks, including most receptions (819), yards (13,089), touchdowns (100), and consecutive games with a reception (177). **4/22** Seahawks select Ohio State University wide receiver Joey Galloway with the eighth pick in the first round of the NFL draft. Galloway is the second wide receiver chosen overall and the first ever picked by the Seahawks on the first round of the draft. **7/29** Steve Largent is formally inducted into the Pro Football Hall of Fame. **9/3** Seahawks lose NFL debut of Head Coach Dennis Erickson, 34-10 to the Kansas City Chiefs in the Kingdome. **9/17** Erickson gains first career win, 24-21, over the Cincinnati Bengals in the Kingdome. Chris Warren rushes for 109 yards. **11/5** Rookie Joey Galloway returns a punt a club record 89 yards for a touchdown to spark a 30-28 win over the visiting New York Giants. Brian Blades has two first quarter touchdown receptions. The win snaps a four-game losing streak and ignites a streak of six wins in seven games. **11/12** Galloway strikes again, this time on an 86-yard run from scrimmage in a 47-30 win over the Jaguars in Jacksonville. His run is a club record and is an NFL-long for 1995, as was his punt return. Galloway accounts for 237 all-purpose yards and three touchdowns, including five receptions for 114 yards and two scores receiving. **11/19** Seattle posts a 27-20 win over the Redskins in Washington, D.C., completing a two-game, 10-day road trip. Chris Warren rushes for a season-high 136 yards and one score, quarterback Rick Mirer throws two touchdown passes and Robert Blackmon has two interceptions. The Seahawks stayed in Jacksonville between games. **12/3** Todd Peterson kicks four field goals in a 26-14 win over the Philadelphia Eagles. **12/10** Quarterback John Friesz engineers three fourth quarter touchdown drives in a 31-27 win over the Broncos in Denver. Seattle rallies from a 20-0 second quarter deficit for the win, the greatest comeback in franchise history. Friesz throws for two touchdowns, including the game-winner to Chris Warren with 49 seconds left. Antonio Edwards' club record 83-yard return of a Robert Blackmon-forced fumble in the third quarter, ignites the rally. **12/17** Chris Warren scores three touchdowns in a 44-10 win over the Oakland Raiders. The win is Seattle's eighth of the year, their most since 1990. **12/24** The AFC Western Division champion Kansas City Chiefs ends the Seahawks postseason bid with a 26-3 win in Arrowhead Stadium.

1996 — 2/2 Team owner Ken Behring announces that he is moving the franchise. **4/20** Ken Behring and Seattle native Paul Allen enter into an exclusive 14-month option for Allen to purchase the Seahawks. Allen can exercise the option at anytime until July 1, 1997. Allen is named Chairman of Football Northwest, Inc., with Bert Kolde serving as Vice Chairman and Bob Whitsitt as President. Seahawks select Boston College tackle Pete Kendall on the first round with the 21st overall pick. Seattle had traded down twice in the first round, acquiring defensive tackle Glenn Montgomery from the Houston Oilers in the first deal and adding an extra third round pick from the Detroit Lions in the second.

COACHES ALL-TIME ROSTER

(46 Coaches)

Name (Responsibility)	Years	College
Arnold, Dave (Special Teams)	1995	Drake
Becker, John (Off. Coord./WRs)	1989-91	Cal State-Northridge
Boghosian, Sam (Off. Coord./OL)	1976-77	UCLA
Brasher, Tommy (DL)	1992-95	Arkansas
Bratkowski, Bob (WRs)	1992-94	Washington State
(Offensive Coord./WRs)	1995	
Brown, Dave (Defensive Coach)	1992-95	Michigan
Catlin, Tom (Asst. Head Coach/ Def. Coord./LBs)	1983-91	Oklahoma
(Assistant Head Coach/Defense)	1992	
(Assistant Head Coach)	1993	
(Quality Control)	1994-95	
Christensen, Jack (DBs)	1978-82	Colorado State
Dyer, George (DL)	1983-91	Cal-Santa Barbara
Erickson, Dennis (Head Coach)	1995	Montana State
Flores, Tom (Head Coach)	1992-94	Pacific
Harris, Chick (RBs)	1983-91	Northern Arizona
Hawkins, Ralph (DBs)	1983-88	Maryland
Hollway, Bob (Def. Coord./DBs)	1976-77	Michigan
Houck, Hudson (OL)	1992	Southern California
James, Ned (Offensive Assistant)	1995	New Mexico
Kennan, Larry (Offensive Coord./QBs)	1992-94	LaVerne
Knox, Chuck (Head Coach)	1983-91	Juniata
Lauterbur, Frank (DL)	1982	Mt. Union
LeDuc, Dana (Strength and Conditioning)	1995	Texas
Leggett, Earl (DL)	1976-77	Louisiana State
MacDonald, Andy (RBs)	1976-82	Central Michigan
Matsumoto, Arnie (Staff Assistant)	1989-95	Lewis and Clark
McCormack, Mike (Head Coach)	1982	Kansas
McMakin, Greg (Def. Coord.)	1995	So. Oregon State
Meyer, Ken (QB)	1983-91	Denison
Moore, Steve (WRs)	1983-85	Cal-Santa Barbara
(Off. Coord./WRs)	1986-88	

CATLIN RETIRES

Seahawks assistant coach Tom Catlin retired after the 1995 season ending 36 consecutive season of professional coaching. Catlin started his career with the Dallas Texans of the American Football League in 1960 and stayed through the 1965 season. He moved to the Los Angeles Rams from 1966-77, Buffalo Bills from 1978-82, and has been with the Seahawks since 1983. Catlin was named *Sports Illustrated's* NFL Coach of the Year in 1992, the first time an assistant coach has been so honored.

Mora, Jim (DL)	1978-81	Occidental
Moyer, Paul (Special Assignments)	1990-91	Arizona State
(DBs/Asst. Special Teams)	1992-94	
Mudd, Howard (OL)	1978-82	Hillsdale
	1993-95	
Murphy, Mike (LBs)	1995	Huron
Olson, Rich (QB)	1995	Washington State
Patera, Jack (Head Coach)	1976-82	Oregon
Peccatiello, Larry (LBs)	1976-77	William and Mary
(Def. Coord./LBs)	1978-80	
Perry, Rod (DBs)	1989-91	Colorado
Prochaska, Ray (Off. Coord./OL)	1983-85	Nebraska
Purnell, Russ (Special Assignments)	1986	Whittier
(TEs/Asst. Special Teams)	1987-91	
(TEs/Special Teams)	1992-94	
Raines, Frank (Strength and Conditioning)	1990-94	George Mason
Rhome, Jerry (QB/WRs/TEs)	1976-77	Tulsa
(Off. Coord./QB/WRs/TEs)	1978-79	
(Off. Coord./QB/WRs)	1979-82	
Robinson, Willy (DBs)	1995	Fresno State
Shelmon, Clarence (RBs)	1992-95	Houston
Simpson, Jackie (Def. Coord./LBs)	1981-82	Mississippi
Smith, Gregg (Asst. Head Coach/TEs)	1995	Idaho
Stephenson, Kent (OL)	1985-91	Northern Iowa
Tillman, Rusty (Special Teams)	1979-82	Northern Arizona
(Special Teams/TEs)	1983-86	
(Special Teams/LBs)	1987-91	
(Def. Coord./LBs)	1992-94	
Vitt, Joe (Special Assignments)	1982-91	Towson State


ALL-TIME ROSTER

(462 Players)

	A	A	A	A	A
Player (Position)	Years	GP	GS	College	
Abramowitz, Sid (T)	1984	4	0	Tulsa	
Adams, Sam (DT-DE)	1994-95	28	12	Texas A&M	
Adams, Theo (T)	1992	10	0	Hawaii	
Adkins, Sam (QB)	1977-82	10	0	Wichita State	
Agee, Tommie (FB)	1988	16	0	Auburn	
Ahrens, Dave (LB)	1990	10	3	Wisconsin	
Aiu, Charlie (G)	1978	1	0	Hawaii	
Allen, Harvey (S)	1987	2	2	Nevada-Las Vegas	
Allert, Ty (LB)	1990	1	0	Texas	
Allred, Brian (CB)	1993-94	4	0	Sacramento State	
Alvarez, Wilson (K)	1981	4	0	Southeast Louisiana	
Anderson, Eddie (S)	1986	5	0	Fort Valley State	
Anderson, Fredell (DE)	1980-82	22	6	Prairie View	
Andrews, Ricky (LB)	1990	15	0	Washington	
Andrews, Tom (C-G)	1987	2	2	Louisville	
Atkins, James (T)	1994-95	20	18	Southwestern Louisiana	
August, Steve (T)	1977-84	97	90	Tulsa	
	B	B	B	B	B
Bachman, Ted (CB)	1976	5	0	New Mexico State	
Baham, Curtis (CB)	1987	3	0	Tulane	
Bailey, Edwin (G-T)	1981-91	139	120	South Carolina State	
Ballard, Howard (T)	1994-95	32	32	Alabama A&M	
Barbay, Roland (NT)	1987	5	0	Louisiana State	
Barber, Michael (LB)	1995	2	0	Clemson	
Barisich, Carl (DE)	1976	14	7	Princeton	
Bates, Michael (WR)	1993-94	31	1	Arizona	
Beamon, Autry (S)	1977-79	45	39	East Texas State	
Bebout, Nick (T)	1976-79	56	55	Wyoming	
Beeson, Terry (LB)	1977-81	77	67	Kansas	

Player (Position)	Years	GP	GS	College
Bell, Mark (TE-DE)	1979-80, 82	41	2	Colorado State
Bellamy, Jay (S)	1994-95	18	0	Rutgers
Bengen, Brant (WR)	1987	3	0	Idaho
Benjamin, Tony (FB)	1977-79	28	1	Duke
Berry, Ray (LB)	1993	8	2	Baylor
Bickett, Duane (LB)	1994-95	22	1	Southern California
Bitterlich, Don (K)	1976	3	0	Temple
Blackmon, Robert (S)	1990-95	90	80	Baylor
Blackshear, Jeff (G)	1993-95	47	21	Northeast Louisiana
Blackwood, Lyle (S)	1976	11	0	Texas Christian
Blades, Brian (WR)	1988-95	118	104	Miami
Blue, Anthony (CB)	1987	3	0	Nevada-Las Vegas
Bolcar, Ned (LB)	1990	5	0	Notre Dame
Bolton, Andrew (RB)	1976	5	2	Fisk
Borchardt, Jon (G-T)	1985-87	42	4	Montana State
Bosworth, Brian (LB)	1987-89	24	24	Oklahoma
Bouyer, Willie (WR)	1989-90	1	0	Michigan State
Bowman, Barry (P)	1987	1	0	Louisiana Tech
Boyd, Dennis (DE-DT-T)	1977-79, 1981-82	59	27	Oregon State
Boyd, Jerome (LB)	1983	5	0	Oregon State
Bradley, Ed (LB)	1976	14	14	Wake Forest
Brandon, David (LB)	1993-94	20	0	Memphis State
Brilz, Darrick (G-C)	1989-93	78	44	Oregon State
Brinson, Larry (RB)	1980	8	0	Florida
Brock, Lou (CB)	1988	1	0	Southern California
Broussard, Steve (RB)	1995	15	1	Washington State
Brown, Arnold (CB)	1987	2	0	No. Carolina Central
Brown, Dave (S-CB)	1976-86	159	159	Michigan
Brown, Theotis (RB)	1981-83	22	7	UCLA
Brown, Tony (CB)	1994-95	29	5	Fresno State
Bryant, Beno (RB)	1994	2	0	Washington
Bryant, Cullen (FB)	1983-84	19	5	Colorado
Bryant, Jeff (DE-DT)	1982-93	175	167	Clemson
Bullard, Louis (T)	1978-80	36	15	Jackson State
Burnham, Tim (T)	1987-88	3	3	Washington
Burse, Tony (FB)	1987	12	0	Middle Tennessee St.
Bush, Blair (C)	1983-88	82	78	Washington
Butler, Chuck (LB)	1984	8	0	Boise State
Butler, Keith (LB)	1978-87	146	132	Memphis State
Butler, Ray (WR)	1985-88	41	8	Southern California

	C	C	C	C	C
Cain, Joe (LB)	1989-92	57	13	Oregon Tech	
Caldwell, Tony (LB)	1987	1	1	Washington	
Campbell, Jack (T)	1982	1	0	Utah	
Carr, Roger (WR)	1982	9	2	Louisiana Tech	
Castor, Chris (WR)	1983-84	23	0	Duke	
Chadwick, Jeff (WR)	1989-91	39	0	Grand Valley State	
Childs, Jason (G)	1993	0	0	North Dakota	
Clancy, Sam (DE)	1983	13	0	Pittsburgh	
Clark, Bernard (LB)	1991	2	0	Miami	



Player (Position)	Years	GP	GS	College
Clark, Greg (LB)	1992	12	0	Arizona State
Clark, Louis (WR)	1987-92	55	15	Mississippi State
Clarke, Ken (NT)	1988	16	1	Syracuse
Clune, Don (WR)	1976	9	1	Penn
Coder, Ron (G)	1976-77, 79	43	19	Penn State
Coffield, Randy (LB)	1976	13	0	Florida State
Collins, Greg (LB)	1976	13	0	Notre Dame
Colquitt, Jimmy (P)	1985	2	0	Tennessee
Comeaux, Darren (LB)	1988-91	50	39	Arizona State
Cooke, Bill (DE-DT)	1978-80	34	3	Massachusetts
Corley, Chris (TE)	1987	1	0	South Carolina
Cortes, Julio (LB)	1987	3	3	Miami
Cotton, Marcus (LB)	1991	3	0	Southern California
Covington, Tony (S)	1995	11	0	Virginia
Cowlings, Al (DE)	1976	1	0	Southern California
Crawford, Rufus (RB)	1978	16	0	Virginia State
Cronan, Peter (LB)	1977-79, 81	50	3	Boston College
Crumpler, Carlester (TE)	1994-95	25	11	East Carolina
Cryder, Bob (T)	1984-86	32	25	Alabama
Curtis, Mike (LB)	1976	14	14	Duke

D D D D D

Daniels, David (WR)	1991-92	29	1	Penn State
Darby, Alvis (TE)	1976	1	0	Florida
Davis, Anthony (LB)	1993	10	0	Utah
Davis, Brian (CB)	1991-92	29	2	Nebraska
Davis, Fred (CB)	1987	1	1	Western Carolina
Davis, Harlan (CB)	1991	0	0	Tennessee
Dean, Vernon (S)	1988	16	0	San Diego State
Dee, Donnie (TE)	1989	3	3	Tulsa
Demarie, John (G)	1976	9	8	Louisiana State
DeVita, Rob (LB)	1987	1	0	Illinois Benedictine
Dion, Terry (DE)	1980	9	2	Oregon
Dixon, Zachary (RB)	1983-84	26	2	Temple
Dodge, Dedrick (S)	1991-92	25	0	Florida State
Donaldson, Ray (C)	1993-94	32	32	Georgia
Donnelly, Rick (P)	1990-91	19	0	Wyoming
Doornink, Dan (FB-RB)	1979-85	92	44	Washington State
Dorning, Dale (DE)	1987	3	3	Oregon
Dorris, Andy (DE)	1977	4	1	New Mexico State
Dove, Wes (DE)	1987	2	0	Syracuse
Duckett, Forey (S)	1994	2	0	Nevada
Dufek, Don (S)	1976-77, 1979-84	95	6	Michigan
Dugan, Bill (G)	1981-83	40	5	Penn State

E E E E E

Easley, Kenny (S)	1981-87	89	87	UCLA
East, Ron (DT)	1977	14	14	Montana State
Edmonds, Bobby Joe (RB)	1986-88	42	0	Arkansas
Edmunds, Ferrell (TE)	1993-94	23	23	Maryland
Edwards, Antonio (DE)	1993-95	37	21	Valdosta State
Edwards, Randy (DE-NT)	1984-87	52	4	Alabama
Eisenhooth, John (NT)	1987	1	0	Lock Haven
Eisenhooth, Stan (C)	1987-88	13	0	Towson State
Eller, Carl (DE)	1979	16	8	Minnesota
Engles, Rick (P)	1976-77	15	0	Tulsa
Essink, Ron (T)	1980-85	83	70	Grand Valley State
Evans, Norm (T)	1976-78	38	25	Texas Christian
Evans, Russell (WR)	1987	1	0	N.E. Missouri State

F F F F F

Fairbanks, Don (DE)	1987	3	3	Colorado
Fanning, Mike (DE)	1984	16	0	Notre Dame
Farrell, Sean (G)	1992	6	0	Penn State
Fauria, Christian (TE)	1995	16	9	Colorado
Feasel, Grant (C)	1987-93	91	51	Abilene Christian
Fenner, Derrick (RB)	1989-91	32	23	North Carolina
Ferguson, Duke (WR)	1977-79	33	8	San Diego State
Fifer, Bill (T)	1979	*0	0	West Texas State

Player (Position)	Years	GP	GS	College
Finzer, Dave (P)	1985	12	0	DePauw
Flonas, Brian (LB)	1981-82	13	0	Washington State
Frank, Malcolm (CB)	1992	15	0	Baylor
Franklin, Byron (WR)	1985-87	33	1	Auburn
Franklin, Jethro (DE)	1989	7	1	Fresno State
Frier, Mike (DT)	1994	2	0	Appalachian State
Friesz, John (QB)	1995	6	3	Idaho

	G	G	G	G	G
Gaines, Greg (LB)	1981, 83-88	88	43	Tennessee	
Galloway, Joey (WR)	1995	16	16	Ohio State	
Gamache, Vince (P)	1986	16	0	Cal State-Fullerton	
Garcia, Frank (P)	1981	1	0	Arizona	
Geddes, Ken (LB)	1976-78	36	25	Nebraska	
Gelbaugh, Stan (QB)	1992-95	12	8	Maryland	
Gilbert, Gale (QB)	1985-86	25	2	California	
Glasgow, Nesby (S)	1988-92	77	30	Washington	
Glaze, Charles (CB)	1987	3	2	South Carolina State	
Godfrey, Chris (G)	1988	9	2	Michigan	
Graff, Neil (QB)	1976	*0	0	Wisconsin	
Graham, David (DE-NT)	1982, 1987	6	2	Morehouse	
Graham, Jeff (QB)	1993-94	*0	0	Long Beach State	
Grant, Will (C)	1986	7	6	Kentucky	
Gray, Carlton (CB)	1993-95	37	29	UCLA	
Green, Boyce (RB)	1987	2	2	Carson-Newman	
Green, Jacob (DE)	1980-91	178	176	Texas A&M	
Green, Jessie (WR)	1979-80	23	0	Tulsa	
Green, Paul (TE)	1992-94	35	23	Southern California	
Green, Sammy (LB)	1976-79	60	44	Florida	
Green, Tony (KR)	1979	11	0	Florida	
Greene, Danny (WR)	1985	4	0	Washington	
Gregory, Bill (DE-DT)	1978-80	47	43	Wisconsin	
Griffith, Russell (P)	1987	2	0	Weber State	

	H	H	H	H	H
Hackett, Dino (LB)	1993	3	0	Appalachian State	
Hagen, Mike (FB)	1987	2	1	Montana	
Hagler, Scott (K)	1987	2	0	South Carolina	
Hanousek, Matt (T-G)	1987	3	3	Utah State	
Hansen, Don (LB)	1976	2	0	Illinois	
Hardy, Andre (FB)	1985	3	1	St. Mary's	
Hardy, Robert (DT)	1979-82	54	53	Jackson State	
Harmon, Kevin (RB)	1988-89	9	0	Iowa	
Harper, Dwayne (CB)	1988-93	94	76	South Carolina State	
Harris, Corey (CB)	1995	16	16	Vanderbilt	
Harris, Elroy (RB)	1989	14	0	Eastern Kentucky	
Harris, Franco (FB)	1984	8	6	Penn State	
Harris, John (S)	1978-85	119	112	Arizona State	
Harris, Richard (DE-DT)	1976-77	28	24	Grambling	
Harris, Ronnie (WR)	1994-95	14	0	Oregon	
Hart, Roy (NT)	1988-89	16	1	South Carolina	
Hayes, Eric (DT)	1990-91	21	3	Florida State	
Heck, Andy (T-G)	1989-93	77	70	Notre Dame	
Heller, Ron (TE)	1990, 1992	32	16	Oregon State	
Hernandez, Matt (T)	1983	8	1	Purdue	
Herrera, Efren (K)	1978-81	60	0	UCLA	
Hicks, Mark (LB)	1983	10	1	Arizona State	
Hines, Andre (T)	1980	9	0	Stanford	
Hire, Doug (C)	1987	3	1	Linfield	
Hitchcock, Bill (T-G)	1991-94	51	39	Purdue	
Hoaglin, Fred (C)	1976	13	7	Pittsburgh	

RING OF HONOR

The sixth member was added to the Seahawks Ring of Honor around the Kingdome in 1995. Defensive end Jacob Green's name was added to those of wide receiver Steve Largent (1989), quarterback Jim Zorn (1990), cornerback Dave Brown and broadcaster Pete Gross (1992), and running back Curt Warner (1994).

Player (Position)	Years	GP	GS	College
Hollie, Doug (DE)	1987-88	5	0	Southern Methodist
Hollis, David (CB-S)	1987-89	27	0	Nevada-Las Vegas
Howard, Ron (TE)	1976-78	42	36	Seattle
Hudson, Gordon (TE)	1986	16	4	Brigham Young
Hughes, David (FB)	1981-85	69	27	Boise State
Hughes, Van (DT)	1987	1	1	Southwest Texas State
Hunter, Al (RB-FB)	1977-80	53	5	Notre Dame
Hunter, John (G)	1992	5	3	Brigham Young
Hunter, Patrick (CB)	1986-94	120	99	Nevada-Reno
Hyde, Glenn (C)	1986	3	0	Pittsburgh

Irvin, Darrell (DE)	1983	16	0	Oklahoma
Ivory, Horace (RB)	1981-82	12	0	Oklahoma

	J	J	J	J	J
Jackson, Harold (WR)	1983	15	6	Jackson State	
Jackson, Joe (LB)	1987	3	0	San Francisco State	
Jackson, Michael (LB)	1979-86	105	78	Washington	
Jackson, Terry (CB)	1984-85	32	0	San Diego State	
Jefferson, James (CB)	1989-93	58	3	Texas A&I	
Jenkins, Melvin (CB)	1987-90	60	20	Cincinnati	
Jodat, Jim (FB)	1980-81	28	18	Carthage	
Johns, Paul (WR)	1981-84	40	18	Tulsa	
Johnson, Gregory (CB)	1981-83, 1986	56	3	Oklahoma State	
Johnson, Johnnie (S)	1989	3	1	Texas	
Johnson, M.L. (LB)	1987-89	37	9	Hawaii	
Johnson, Norm (K)	1982-90	134	0	UCLA	
Johnson, Tracy (FB)	1992-95	63	15	Clemson	
Jolley, Gordon (G-T)	1976-77	26	15	Utah	
Jones, Ernie (CB)	1976	9	3	Miami	
Jones, Horace (DE)	1977	1	0	Louisville	
Jones, James (FB)	1989-92	50	7	Florida	
Jones, Mike (LB)	1977	12	0	Jackson State	
Jones, Mike (TE)	1992	4	1	Texas A&M	
Jones, Rod (TE)	1989	4	0	Washington	
Jones, Selwyn (CB)	1995	15	0	Colorado State	
Joyce, Matt (G)	1995	16	13	Richmond	
Juma, Kevin (WR)	1987	3	2	Idaho	
Junior, E.J. (LB)	1992-93	9	0	Alabama	
Junkin, Trey (TE)	1990-95	92	2	Louisiana Tech	
Justin, Kerry (CB)	1978-83, 1986-87	105	35	Oregon State	

	K	K	K	K	K
Kaiser, John (LB)	1984-86	48	0	Arizona	
Kane, Tommy (WR)	1988-92	46	26	Syracuse	
Kasay, John (K)	1991-94	64	0	Georgia	
Kauahi, Kani (C)	1982-86	60	5	Hawaii	
Kaumeyer, Thom (S)	1989-90	8	0	Oregon	
Keel, Mark (TE)	1987	3	3	Arizona	
Keim, Mike (T)	1992-95	27	0	Brigham Young	
Kemp, Jeff (QB)	1987-91	55	7	Dartmouth	
Kennedy, Cortez (DT)	1990-95	96	82	Miami	
Kinlaw, Reggie (NT)	1985-86	30	5	Oklahoma	
Kraayeveld, Dave (DE-DT)	1978	12	0	Milton	
Krieg, Dave (QB)	1980-91	129	116	Milton	
Kuehn, Art (C-G)	1976-82	98	33	UCLA	
Kyle, Jason (LB)	1995	16	0	Arizona	

	L	L	L	L	L
Lambert, Dion (S)	1994-95	1	1	UCLA	
Lane, Eric (FB-RB)	1981-87	97	12	Brigham Young	
Largent, Steve (WR)	1976-89	200	197	Tulsa	
Laughton, Jim (TE)	1986	6	0	San Diego State	
Lavine, Paul (LB)	1987	3	1	Utah State	
Le Bel, Harper (TE)	1989	16	0	Colorado State	

Player (Position)	Years	GP	GS	College
Lee, Ronnie (T)	1990-92	34	21	Baylor
Lewis, Will (CB)	1980-81	26	0	Millersville State
Leyboldt, John (K)	1976-78	25	0	No College
Lindley, David (QB)	1987	*0	0	Linfield
Logan, James (LB)	1995	6	0	Memphis
Long, Doug (WR)	1977-78	16	0	Whitworth
Loville, Derek (RB)	1990-91	27	1	Oregon
Lurtsema, Bob (DE-DT)	1976-77	27	25	Western Michigan
Lynch, Tom (G)	1977-80	60	48	Boston College

M M M M M

Mack, Kim (S)	1987	1	0	Florida State
Mangiero, Dino (NT)	1984	15	0	Rutgers
Marinero, Ed (FB)	1977	2	0	Cornell
Martin, Amos (LB)	1977	2	0	Louisville
Martin, Kelvin (WR)	1993-94	32	29	Boston College
Mathison, Bruce (QB)	1987	3	2	Nebraska
Mattes, Ron (T)	1986-90	75	59	Virginia
Matthews, Al (S)	1976	14	14	Texas A&I
Mawae, Kevin (G)	1994-95	30	27	Louisiana State
Mayes, Rueben (RB)	1992-93	17	0	Washington State
Maxwell, Vernon (LB)	1989	9	7	Arizona State
McAlister, Ken (S)	1982-83	11	0	San Francisco
McCloughan, Dave (CB-S)	1993-94	28	12	Colorado
McCrary, Michael (DE)	1993-95	42	0	Wake Forest
McCullum, Sam (WR)	1976-81	91	78	Montana State
McCutcheon, Lawrence (FB)	1980	8	1	Colorado State
McElroy, Vann (S)	1990	10	0	Baylor
McGrath, Mark (WR)	1981	6	0	Montana State
McGwire, Dan (QB)	1991-94	12	5	San Diego State
McKenzie, Reggie (G)	1983-84	24	22	Michigan
McKinnis, Hugh (FB)	1976	11	5	Arizona State
McKnight, James (WR)	1994-95	18	0	Liberty
McMakin, John (TE)	1976	12	1	Clemson
McMillan, Eddie (CB)	1976-77	28	28	Florida State
McMillian, Henry (DE)	1995	1	0	Florida
McNeal, Travis (TE)	1989-91	48	24	Tenn-Chattanooga
McShane, Charles (LB)	1977-79	29	0	Cal Lutheran
McVeigh, John (LB)	1987	3	3	Miami
Merriman, Sam (LB)	1983-87	71	1	Idaho
Metzelaars, Pete (TE)	1982-84	34	13	Wabash
Millard, Bryan (G-T)	1984-91	121	99	Texas
Millard, Keith (DT)	1992	2	0	Washington State
Miller, Darrin (LB)	1988-89	32	0	Tennessee
Miller, Donald (LB)	1990	7	0	Idaho State
Miller, Terry (RB)	1981	1	0	Oklahoma State
Mirer, Rick (QB)	1993-95	44	42	Notre Dame
Minor, Vic (S)	1980-81	20	0	Northeast Louisiana
Mitz, Alonzo (DE)	1986-89	40	7	Florida
Moody, Michael (T)	1994	*0	0	Southern California
Moore, Alvin (RB)	1987	1	0	Arizona State
Moore, Jeff (RB)	1979-81	32	3	Jackson State
Moore, Mark (S)	1987	5	0	Oklahoma State
Morris, Michael (LS)	1990	4	0	N.E. Missouri State
Morris, Randall (RB)	1984-88	61	2	Tennessee
Morton, Michael (RB)	1987	2	0	Nevada-Las Vegas



Player (Position)	Years	GP	GS	College
Moss, Winston (LB)	1995	16	16	Miami
Moyer, Paul (S)	1983-89	98	30	Arizona State
Munson, Bill (QB)	1976	6	0	Utah State
Murphy, Kevin (LB)	1993	14	10	Oklahoma
Myer, Steve (QB)	1976-79	13	4	New Mexico

	N	N	N	N	N
Nash, Joe (DT-NT)	1982-95	210	169	Boston College	
Nelson, Ralph (RB)	1976	7	3	No College	
Newbill, Richard (LB)	1990-92	10	0	Miami	
Newton, Bob (G)	1976-81	82	66	Nebraska	
Niehaus, Steve (DE-DT)	1976-78	36	20	Notre Dame	
Norman, Joe (LB)	1979-81, 83	50	10	Indiana	
Norman, Todd (G)	1995	*0	0	Notre Dame	

	O	O	O	O	O
O'Brien, Mike (S)	1979	3	0	California	
O'Callaghan, John (TE)	1987	1	0	San Diego State	
Olds, Bill (FB)	1976	1	1	Nebraska	
Orns, Fred (LB)	1987	2	0	Chapman College	

	P	P	P	P	P
Packer, Walter (CB-KR)	1977	10	0	Mississippi State	
Pardridge, Curt (WR)	1987	3	0	Northern Illinois	
Parros, Rick (FB-RB)	1985, 1987	5	1	Utah State	
Peets, Brian (TE)	1978-79	25	14	Pacific	
Penchion, Bob (G)	1976	13	13	Alcorn A&M	
Perryman, Dean (C)	1987	1	0	Washington	
Peterson, Todd (K)	1995	16	0	Georgia	
Polowski, Larry (LB)	1979	14	0	Boise State	
Porter, Rufus (LB)	1988-94	98	67	Southern	
Powell, Alvin (G)	1987-88	18	0	Winston-Salem State	
Pratt, Robert (G)	1982-85	52	52	North Carolina	
Preece, Steve (S)	1977	14	14	Oregon State	
Price, Ernie (DE)	1978-79	16	15	Texas A&I	
Proehl, Ricky (WR)	1995	8	0	Wake Forest	

	R	R	R	R	R
Raible, Steve (WR)	1976-81	83	8	Georgia Tech	
Ramsey, Greg (DE)	1987	2	0	Fresno State	
Rayhle, Fred (TE)	1977	2	0	Tenn-Chattanooga	
Reece, Geoff (C)	1977	5	0	Washington State	
Rennaker, Terry (LB)	1980	15	0	Stanford	
Richards, Howard (T)	1987	2	2	Missouri	
Ridgle, Elston (DE)	1989	2	0	Nevada-Reno	
Roberts, Ray (T)	1992-95	57	46	Virginia	
Robinson, Eugene (S)	1985-95	170	152	Colgate	
Robinson, Rafael (S)	1992-95	51	5	Wisconsin	
Robinson, Shelton (LB)	1982-85	56	35	North Carolina	
Roche, Alden (DE)	1977-78	21	12	Southern	
Rodgers, Tyrone (DT)	1992-94	37	0	Washington	
Rodriguez, Ruben (P)	1987-89	44	0	Arizona	
Romes, Charles (CB)	1987	#0	0	No. Carolina Central	
Ross, Dan (TE)	1985	10	5	Northeastern	
Ross, Oliver (RB)	1976	14	10	Alabama A&M	

	S	S	S	S	S
Sager, Ken (TE)	1987	3	1	Western Washington	
Salisbury, Sean (QB)	1986	0	0	Southern California	
Sandifer, Bill (DT)	1977-78	16	15	UCLA	
Sanford, Rick (S)	1985	5	0	South Carolina	
Sawyer, John (TE)	1977-78,				
	1980-82	65	39	Southern Mississippi	
Scales, Dwight (WR)	1984	4	0	Grambling	
Scholtz, Bruce (LB)	1982-88	96	95	Texas	
Schreiber, Adam (G)	1984	6	0	Texas	
Scoggins, Ron (T)	1987	3	0	Nevada-Las Vegas	
Sevy, Jeff (G-T)	1979-80	19	5	California	

Player (Position)	Years	GP	GS	College
Shaw, Rickie (T)	1993	*0	0	North Carolina
Simonson, Dave (T)	1976	5	0	Minnesota
Simpson, Keith (CB-S)	1978-85	108	70	Memphis State
Sims, David (FB-RB)	1977-79	29	12	Georgia Tech
Sims, Jack (G)	1987	3	2	Hawaii
Sinclair, Michael (DE)	1991-95	49	19	Eastern New Mexico
Singer, Curt (T)	1986, 90-91	24	0	Tennessee
Skansi, Paul (WR)	1984-91	100	2	Washington
Skow, Jim (DE)	1991	11	1	Nebraska
Smith, Dallis (S)	1987	3	3	Valdosta State
Smith, Lamar (RB)	1994-95	15	0	Houston
Smith, Sherman (RB)	1976-82	82	68	Miami, Ohio
Smith, Steve (FB)	1994-95	25	7	Penn State
Snell, Donald (WR)	1987	1	0	Virginia Tech
Spagnola, John (TE)	1988	16	4	Yale
Speer, Del (S)	1994	1	0	Florida
Spitulski, Bob (LB)	1992-94	26	1	Central Florida
Stark, Chad (FB)	1987	2	0	North Dakota State
Stephens, Rod (LB)	1989-94	75	34	Georgia Tech
Stowe, Tyronne (LB)	1995	6	6	Rutgers
Strong, Mack (RB)	1994-95	24	3	Georgia
Stouffer, Kelly (QB)	1988-92	22	16	Colorado State
Strozier, Wilbur (TE)	1987	12	3	Georgia
Sutherland, Doug (DT)	1981	16	6	Wisconsin-Superior
Sweeney, Jim (C)	1995	16	16	Pittsburgh

T T T T T

Taylor, Terry (CB)	1984-88, 1994	79	55	Southern Illinois
Teal, Jimmy (WR)	1987-88	6	2	Texas A&M
Terry, Joe (LB)	1987	2	0	Cal State-Hayward
Testerman, Don (FB)	1976-78	44	26	Clemson
Thomas, Doug (WR)	1991-93	39	4	Clemson
Thomas, Garth (G)	1987	1	1	Washington
Thomas, Ricky (S)	1987	1	1	Alabama
Thomas, Robb (WR)	1992-95	62	3	Oregon State
Thomas, Rodell (LB)	1981-82	19	1	Alabama State
Tice, Mike (TE)	1981-88, 1990-91	130	83	Maryland
Tipton, Dave (DE)	1976	12	12	Stanford
Tipton, Rico (LB)	1987	3	2	Washington State
Tofflemire, Joe (C)	1989-94	33	16	Arizona
Treggs, Brian (WR)	1992	2	0	California
Tuatagaloa, Natu (DE)	1992-93	30	15	California
Tuiasosopo, Manu (DT-DE-NT)	1979-83	73	64	UCLA
Turner, Daryl (WR)	1984-87	59	40	Michigan State
Turner, Kevin (LB)	1981	8	0	Pacific
Tuten, Rick (P)	1991-95	74	0	Florida State
Tyler, Robert (TE)	1989	9	9	South Carolina State

V V V V V

Vaughn, Jon (RB)	1993-94	26	2	Michigan
------------------	---------	----	---	----------

W W W W W

Wagner, Vince (K)	1981	*0	0	Northwestern, Minn.
Waits, Alex (P)	1991	3	0	Texas
Walker, Byron (WR)	1982-86	58	3	Citadel
Walker, Tim (LB)	1980	16	0	Savannah State
Walsh, Jim (FB)	1980	4	0	San Jose State
Warner, Curt (RB)	1983-89	93	92	Penn State
Warren, Chris (RB)	1990-95	94	62	Ferrum
Warren, Terrence (WR)	1993-94	16	0	Hampton University
Watters, Orlando (CB)	1994	16	8	Arkansas
Weaver, Herman (P)	1977-80	61	0	Tulsa
Weber, Roger (G)	1987	*0	0	Kent State
Webster, Cornell (CB)	1977-80	52	33	Tulsa
Wells, Dean (LB)	1993-95	43	11	Kentucky
Werner, Matt (DE)	1994	*0	0	UCLA
West, Jeff (P)	1981-85	58	0	Cincinnati

Player (Position)	Years	GP	GS	College
Wheat, Warren (G)	1989-91	16	7	Brigham Young
White, Chris (S)	1987	1	0	Tennessee
White, Jim (DE)	1976	2	0	Colorado State
White, Mike (DT)	1981-82	20	8	Albany State
Wiley, Charles (DT)	1987	1	1	Nevada-Las Vegas
Williams, Brent (DE)	1994-95	21	19	Toledo
Williams, Eugene (LB)	1982-83	13	1	Tulsa
Williams, James (FB)	1987	1	0	Fresno State
Williams, John (FB)	1985	2	0	Wisconsin
Williams, John L. (FB)	1986-93	123	115	Florida
Williams, Lester (NT)	1987	2	0	Miami
Willis, Donald (G)	1995	0*	0	North Carolina A&T
Wilmer, Ray (S)	1984	3	0	Louisiana Tech
Wilson, Mike (T)	1986-89	60	60	Georgia
Wimmer, Gary (LB)	1983	3	0	Stanford
Wooden, Terry (LB)	1990-95	80	78	Syracuse
Woods, Larry (DT)	1976	6	0	Tennessee State
Woods, Tony (LB-DE)	1987-92	89	79	Pittsburgh
Woolsey, Rolly (CB)	1976	14	11	Boise State
Wyman, David (LB)	1987-92	61	56	Stanford

Y Y Y Y Y

Yarno, John (C)	1977-82	74	62	Idaho
Young, Charle (TE)	1983-85	45	43	Southern California
Young, Fredd (LB)	1984-87	60	41	New Mexico State
Young, Renard (CB)	1987	3	3	Nevada-Las Vegas

Z Z Z Z Z

Zorn, Jim (QB)	1976-84	126	100	Cal Poly-Pomona
----------------	---------	-----	-----	-----------------

* on active roster, but did not play in a game
played in playoff game only

ALL-TIME HONORS

Captains

Offense		Defense		Special Teams	
1976	Norm Evans, T	Mike Curtis, LB		Ed Bradley, LB	
1977	Norm Evans, T	Eddie McMillan, S		Steve Preece, S	
1978	Norm Evans, T	Dennis Boyd, DT		Autry Beamon, S	
1979	Steve Largent, WR	Dennis Boyd, DE		Autry Beamon, S	
1980	Steve Largent, WR	Keith Simpson, S			
1981	Steve Largent, WR	Keith Simpson, CB		Don Dufek, S	
1982	Steve Largent, WR	Keith Simpson, CB		Don Dufek, S	
1983	Steve Largent, WR	Dave Brown, CB		Eric Lane, RB	
1984	Charle Young, TE	Dave Brown, CB		Eric Lane, RB	
1985	Steve Largent, WR	Dave Brown, CB		Eric Lane, RB	
1986	Steve Largent, WR	Dave Brown, CB		Eric Lane, FB	
1987	Steve Largent, WR	Kenny Easley, S		Paul Moyer, S	
	Curt Warner, RB				
1988	Steve Largent, WR	Jacob Green, DE		Game-to-Game	
		Eugene Robinson, S			
1989	Steve Largent, WR	Jacob Green, DE		Game-to-Game	
1990	Dave Krieg, QB	Jacob Green, DE		Game-to-Game	
1991	Dave Krieg, QB	Jacob Green, DE		Game-to-Game	
1992	John L. Williams, FB	Eugene Robinson, S		James Jones, TE	
1993	John L. Williams, FB	Eugene Robinson, S		Tracy Johnson, FB	
				Trey Junkin, TE	
1994	Ray Donaldson, C	Eugene Robinson, S		Tracy Johnson, FB	
				Trey Junkin, TE	
1995	Rick Mirer, QB	Eugene Robinson, S		Trey Junkin, TE	

Ring of Honor

1989	Steve Largent, WR	1994	Curt Warner, RB
1991	Jim Zorn, QB	1995	Jacob Green, DE
1992	Dave Brown, CB		
	Pete Gross, broadcaster		

Steve Largent Award

1989	Steve Largent, WR	1993	Eugene Robinson, S
1990	Jacob Green, DE	1994	Brian Blades, WR
1991	Rufus Porter, LB	1995	Terry Wooden, LB
1992	Jeff Bryant, DE		
	Joe Nash, DT		

Marcus Nalley Trophy

(Most Valuable Player as voted by teammates)

1976	Jim Zorn, QB	1986	Curt Warner, RB
1977	Steve Largent, WR	1987	Steve Largent, WR
1978	Jim Zorn, QB	1988	John L. Williams, FB
1979	Steve Largent, WR	1989	Brian Blades, WR
1980	Sam McCullum, WR	1990	John L. Williams, FB
1981	Steve Largent, WR	1991	Eugene Robinson, S
1982	Kenny Easley, S	1992	Cortez Kennedy, DT
1983	Curt Warner, RB	1993	Eugene Robinson, S
1984	Kenny Easley, S	1994	Chris Warren, RB
1985	Steve Largent, WR	1995	Chris Warren, RB

Man of the Year

1976	Norm Evans, T	1988	Steve Largent, WR
1980	Jim Zorn, QB	1989	Norm Johnson, K
1981	Manu Tuiasosopo, DT	1990	Jacob Green, DE
1982	Dave Brown, CB	1991	Eugene Robinson, S
1983	Paul Johns, WR	1992	Eugene Robinson, S
1984	Jeff West, P	1993	Eugene Robinson, S
1985	Mike Tice, TE	1994	Brian Blades, WR
1986	Mike Tice, TE	1995	Eugene Robinson, S
1987	Mike Tice, TE		

Pro Bowl

1978	Steve Largent, WR (1)
1979	Steve Largent, WR (2)
1981	Steve Largent, WR (3)
1982	Kenny Easley, S (1)
1983	Kenny Easley, S (2) (starter); Curt Warner, RB (1) (starter)
1984	Dave Brown, CB (1); Kenny Easley, S (3) (unanimous selection); Norm Johnson, K (starter); Dave Krieg (1); Steve Largent, WR (4); Joe Nash, NT (1) (starter); Fredd Young, Special Teams (1).
1985	Kenny Easley, S (4) (starter); Steve Largent, WR (5) (starter); Fredd Young, Special Teams (2).
1986	Bobby Joe Edmonds, Kick Returner (1); Jacob Green, DE (1); Steve Largent, WR (6) (starter); Curt Warner, RB (2) (starter); Fredd Young, LB (3) (starter)
1987	Kenny Easley, S (5) (starter); Jacob Green, DE (2); Steve Largent, WR (7) (starter); Curt Warner, RB (3) (starter); Fredd Young, LB (4) (starter)
1988	Dave Krieg, QB (1); Rufus Porter, Special Teams (1).
1989	Brian Blades, WR (1); Dave Krieg, QB (2); Rufus Porter, Special Teams (2).
1990	John L. Williams, FB (1)
1991	Cortez Kennedy, DT (1); John L. Williams, FB (2)
1992	Cortez Kennedy, DT (2) (starter); Eugene Robinson, S (1)
1993	Cortez Kennedy, DT (3) (starter); Eugene Robinson, S (2); Chris Warren, RB (1)
1994	Cortez Kennedy, DT (4) (starter); Rick Tuten, P (1); Chris Warren, RB (2)
1995	Cortez Kennedy, DT (5); Chris Warren, RB (3) (starter)

NFL Coach of the Year

1978	Jack Patera (AP, The Sporting News, Washington, D.C. Touchdown Club, Seattle Gold Helmet Committee)
------	---

- 1983 Chuck Knox (Vince Lombardi Committee, Seattle Gold Helmet Committee)
- 1984 Chuck Knox (AP, The Sporting News, Seattle Gold Helmet Committee)
- 1992 Tom Catlin, Assistant Head Coach/Defense (Sports Illustrated)

NFL Defensive Player of the Year

- 1984 Kenny Easley, S (AP, Pro Football Weekly, Kansas City 101 Club)
- 1992 Cortez Kennedy, DT (AP, Pro Football Writers, NEA, College & Pro Football Newsweekly)

National Honors

- 1976 Steve Niehaus, DT (NFC Defensive Rookie of the Year); Jim Zorn, QB (NFC Offensive Rookie of the Year)
- 1978 John Thompson, General Manager (The Sporting News NFL Executive of the Year)
- 1981 Kenny Easley, S (AFC Defensive Rookie of the Year)
- 1983 Kenny Easley, S (Football News AFC Defensive Player of the Year)
- 1984 Kenny Easley, S (NFL Alumni Association Defensive Back of the Year); Fredd Young, Special Teams (AFC Special Teams Player of the Year)
- 1985 Steve Largent, WR (NFL Alumni Association Wide Receiver of the Year); Fredd Young, LB (NFL Alumni Association Special Teams Player of the Year); Curt Warner, RB (Sports Illustrated Comeback Player of the Year)
- 1986 Bobby Joe Edmonds, KR (AFC Special Teams Player of the Year); Steve Largent, WR (All-Madden Team)
- 1987 Curt Warner, RB (NFL Alumni Association Running Back of the Year)
- 1988 Steve Largent, WR (NFL Man of the Year)
- 1995 Chris Warren, RB (All-Madden Team)

Pro Football Hall of Fame

- 1995 Steve Largent, WR (elected in first year of eligibility)

HALL OF FAME INDUCTEE



NFL HALL OF FAME: Steve Largent became the first Seahawks player to be elected to the Pro Football Hall of Fame on Saturday, January 28, 1995. Largent was formally inducted in Canton, Ohio, on Saturday, July 29, along with Jim Finks, Henry Jordan, Lee Roy Selmon, and Kellen Winslow. Largent is the 23rd player to be elected in his first year of eligibility.

NFL RECORDS: Concluded his 14 National Football League seasons with league career records for receptions, 819, since broken by San Francisco's Jerry Rice (942), and Art Monk (940); yards, 13,089, since broken by Rice (15,123) and James Lofton (14,004); touchdowns, 100, since broken by Rice (146); consecutive games with a reception, 177, since broken by Monk (183); 50-catch seasons, 10, tied by Rice and Gary Clark; and 1,000-yard seasons, 8, since broken by Rice (10). Became only the second person in NFL history to have the career lead in receptions, yards, and touchdowns all at the same time joining Green Bay's Don Hutson (1945). Ranked third all-time at the time of his retirement with 40 career 100-yard games, trailing Don Maynard (50) and Lance



Alworth (41). Still ranks eighth in total touchdowns with 101 (has one rushing), fifth with 40 100-yard games, and is 12th in combined yards with 13,396.

CAREER: Finished in the AFC's (or NFC's in 1976) top 10 in receptions ten times in his first 12 seasons, failing only in 1977 and 1982, and in the top five seven times. Led the AFC in receptions in 1978 with 71 and finished second in 1981 (75) and 1987 (58), and was third in the NFC in 1976 (54). The only NFC wide receiver to catch more passes than Largent in 1976 was Dallas' Drew Pearson (58). Largent's total did lead all rookies wide receivers. Finished in the NFL's top 10 in receiving yards seven times, including a first place finish in 1985, and a second in 1978, missing the lead by one yard. Missed only 10 games in his career due to injury, including six in 1989 with a broken elbow. Selected to play in the AFC-NFC Pro Bowl game seven times, after the 1978, 1979, 1981, 1984, 1985, 1986, and 1987 seasons. Unable to play in the 1979 game because of a wrist injury. Set the Pro Bowl career yardage record with 236, since surpassed by Jerry Rice with 317, and ranks third in receptions with 17, trailing Walter Payton (18) and Rice (28). Originally drafted on the fourth round in 1976 by the Houston Oilers. Was waived by the Oilers on August 24, recalled, and traded to the Seahawks for an eighth-round 1977 draft choice on August 26. The Oilers used that choice to select wide receiver Steve Davis from the University of Georgia.

SEAHAWKS RECORDS: Led the team in both receptions and yards in each of the team's first 12 seasons. Voted by his teammates as the Seahawks Most Valuable Player after the 1977, 1979, 1981, 1985, and 1987 seasons. Was also elected Offensive Captain from 1979-83 and 1985-89. Played in more games (200) with more starts (197) than any other player in team history.

PERSONAL: Currently represents the 1st District of the State of Oklahoma. Was elected to the United States House of Representatives on November 8, 1994, and sworn in on November 29. Attended Putnam City High School in Oklahoma City, Oklahoma, where he lettered in football and baseball. Steve and his wife, Terry, have three sons, Kyle, Kelly, and Kramer, and a daughter, Casie.

DRAFT SUMMARIES

1976 VETERAN ALLOCATION

Player, Pos.	Former Team	Player, Pos.	Former Team
Wayne Baker, DT	San Francisco	Gordon Jolley, T	Detroit
Carl Barisich, DT	Cleveland	Gary Keithley, QB	St. Louis
Nick Bebout, T	Atlanta	Art Kuehn, C	Washington
Lyle Blackwood, DB	Cincinnati	Kerry Marbury, RB	New England
Ed Bradley, LB	Pittsburgh	Al Matthews, DB	Green Bay
Dave Brown, DB	Pittsburgh	Sam McCullum, WR	Minnesota
Don Clune, WR	N.Y. Giants	John McMakin, TE	Detroit
Rondy Colbert, DB	N.Y. Giants	Eddie McMillan, DB	L.A. Rams
Dwayne Crump, DB	St. Louis	Bill Olds, RB	Baltimore
Mike Curtis, LB	Baltimore	Jesse O'Neal, DE	Houston
Jerry Davis, DB	N.Y. Jets	Joe Owens, DE	New Orleans
John Demarie, G	Cleveland	Bob Penchion, G	San Francisco
Norm Evans, T	Miami	Bob Picard, WR	Philadelphia
Ken Geddes, LB	L.A. Rams	Rocky Rasley, G	Kansas City
Gary Hayman, RB	Buffalo	Steve Taylor, DB	Denver
Fred Hoaglin, C	Houston	Dave Tipton, DE	San Diego
Neil Graff, QB	New England	Charles Waddell, TE	N.Y. Jets
Don Hansen, LB	Atlanta	Larry Woods, DT	Dallas
Ron Howard, TE	Dallas	Rolly Woolsey, DB	
Ken Hutcherson, LB	Green Bay		

1976 COLLEGE DRAFT

1. Steve Niehaus, DT	Notre Dame	6. Alvis Darby, TE	Florida
2a. Sammy Green, LB	Florida	7. Dick Dixon, DT	Arkansas St.
2b. Sherman Smith, WR	Miami, OH	8. Larry Shipp, WR	Louisiana St.
2c. Steve Raible, WR	Georgia Tech	9. Bob Bos, T	Iowa St.
3a. Jeff Lloyd, DE	West Texas St.	10. Randy Colfield, LB	Florida St.
3b. Rick Engles, P	Tulsa	11. Keith Muehr, P	Southwestern La.
3c. Don Bitterlich, K	Temple	12. Ron Barnett, WR	Texas Arlington
4a. Steve Myer, QB	New Mexico	13. Andy Reid, RB	Georgia
4b. Randy Johnson, G	Georgia	14. Jarvis Blinks, DB	Northwestern St.
4c. Andrew Bolton, RB	Fisk	15. Dan Smith, T	Washington St.
5a. Don Dufek, DB	Michigan	16. Jeff Urczyk, G	Georgia Tech
5b. Ernie Jones, DB	Miami	17. Chris Rowland, QB	Washington
5c. Larry Bates, FB	Miami		

1977 COLLEGE DRAFT

1a. (choice traded to Dallas)		3. Dennis Boyd, DE	Oregon State
1b. Steve August, G	Tulsa	4a. John Yarno, C	Idaho
(choice from Dallas Cowboys)		4b. Larry Seivers, WR	Tennessee
2a. Tom Lynch, T	Boston College	(choice from Minnesota Vikings for Ahmad Rashad, WR)	
(choice from Dallas Cowboys)		5. (choice traded to Detroit for Bill Munson, QB)	
2b. (choice traded to Los Angeles Rams for draft choice and Geoff Reece, C)		6. Tony Benjamin, FB	Duke
2c. Terry Beeson, LB	Kansas	7. David Sims, RB-FB	Georgia Tech
(choice from Dallas Cowboys)		8. (choice traded to Houston Oilers for Steve Largent, WR)	
2d. Peter Cronan, LB	Boston College	9. George Adzick, S	Minnesota
(choice from Los Angeles Rams)		10. Sam Adkins, QB	Wichita State
2e. (choice traded to Dallas Cowboys for Duke Ferguson, WR)		11. Bill Westbeld, T	Dayton
(Choice from Dallas Cowboys)		12. I.V. Wilson, DT	Tulsa

1978 COLLEGE DRAFT

1. Keith Simpson, DB	Memphis State	9. Rich Grimmitt, T	Illinois
2. Keith Butler, LB	Memphis State	10. Rob Stewart, WR	Lafayette
3. Bob Jury, DB	Pittsburgh	11a. (choice traded to New Orleans Saints for Andy Dorris, DE)	
4. Al Hunter, RB	Notre Dame	11b. George Halas, LB	Miami
(choice exercised in 1977 supplemental draft)		(choice from Miami Dolphins for Carl Barisich, DE)	
5. Louis Bullard, T	Jackson State	12. Jeff Bergeron, RB	Lamar
6. Glenn Starks, WR	Texas A & I		
7. John Harris, DB	Arizona State		
8. (choice traded to Minnesota Vikings for Autry Beamon, S and Amos Martin, LB)			

1979 COLLEGE DRAFT

1. Manu Tuiaosopo, DT	UCLA	Herrera, K)	
2. Joe Norman, LB	Indiana	6. (choice traded to Dallas Cowboys for Bill Gregory, DE)	
3a. Michael Jackson, LB	Washington	7a. Larry Polowski, LB	Boise State
(choice from San Francisco 49ers for Bob Jury, S)		(choice from Washington Redskins for Don Testerman, FB)	
3b. (choice traded to Dallas Cowboys for Bill Gregory, DE)		7b. (choice traded to Washington in Don Testerman transaction)	
3c. (choice traded to San Francisco 49ers in Bob Jury trade)		8. (choice traded to Detroit Lions for Ernie Price, DE)	
4a. (choice voluntarily given to Buffalo Bills for Ahmad Rashad signing)		9. Ezra Tate, RB	Mississippi State
(choice acquired from Tampa Bay Buccaneers for Larry Seivers, WR)		10. Robert Hardy, DT	Jackson State
4b. Mark Bell, TE	Colorado State	11. Jim Hinesly, G	Michigan State
5. (choice traded to Dallas Cowboys for Efren		12. Jeff Moore, RB	Jackson State

1980 COLLEGE DRAFT

- | | | | |
|--|---------------------|--|---------------------|
| 1a. Jacob Green, DE
(choice from Buffalo Bills) | Texas A & M | Doornink, FB) | |
| 1b. (choice traded to Buffalo Bills) | | 8a. Vic Minor, S | Northeast Louisiana |
| 2. Andre Hines, T | Stanford | (choice from Minnesota for Steve Niehaus, DT) | |
| 3. (choice traded to Buffalo) | | 8b. Jack Cosgrove, C | Pacific |
| 4. Terry Dion, DE | Oregon | 9. Jim Swift, T | Iowa |
| 5a. Joe Steele, RB | Washington | 10a. Ron Essink, T | Grand Valley State |
| 5b. Daniel Jacobs, DE
(choice from Washington Redskins for Don Testerman, FB) | Winston-Salem State | 10b. Billy Reaves, WR
(choice from Houston for Sammy Green, LB) | Morris Brown |
| 6. Mark McNeal, DE | Idaho | 11. Tali Ena, RB | Washington State |
| 7. (choice traded to N.Y. Giants for Dan | | 12. Presnell Gilbert, CB | U.S. International |

1981 COLLEGE DRAFT

- | | | | |
|---|----------------------|---|------------------|
| 1. Kenny Easley, S | UCLA | 8. Eric Lane, RB | Brigham Young |
| 2. David Hughes, FB | Boise State | 9a. Jim Stone, RB | Notre Dame |
| 3. Bill Dugan, G | Penn State | 9b. Jim Whately, WR
(choice from Minnesota Vikings for Nick Bebout, T) | Washington State |
| 4. Scott Phillips, WR | Brigham Young | 10. Ken Dawson, RB | Savannah State |
| 5. Edwin Bailey, G | South Carolina State | 11. Lance Olander, RB | Colorado |
| 6. Steve Durham, DE | Clemson | 12. Jeff Bednarek, DT | Pacific |
| 7a. Ron Johnson, WR | Long Beach State | | |
| 7b. Brad Scovill, TE
(choice from Houston for Sammy Green, LB) | Penn State | | |

1982 COLLEGE DRAFT

- | | | | |
|---|---------|------------------------|--------------|
| 1. Jeff Bryant, DE | Clemson | 6. Jack Campbell, T | Utah |
| 2. Bruce Scholtz, LB | Texas | 7. Eugene Williams, LB | Tulsa |
| 3a. (choice traded to New England Patriots for Horace Ivory, RB) | | 8. Chester Cooper, WR | Minnesota |
| 3b. Pete Metzelaars, TE
(choice from Buffalo for Tom Lynch, G) | Wabash | 9. David Jefferson, LB | Miami |
| 4. (choice traded to St. Louis Cardinals for Theotis Brown, RB) | | 10. Craig Austin, LB | South Dakota |
| 5. (choice traded to Los Angeles Rams for Jim Jodat, FB) | | 11. Sam Clancy, TE | Pittsburgh |
| | | 12. Frank Naylor, C | Rutgers |

1983 COLLEGE DRAFT

- | | | | |
|---|------------|------------------------|---------------|
| 1a. Curt Warner, RB
(choice from Houston Oilers) | Penn State | 6. Reginald Gipson, FB | Alabama A & M |
| 1b. (choice traded to Houston Oilers) | | 7. Sam Merriman, LB | Idaho |
| 2. (choice traded to Houston Oilers) | | 8. Matt Hernandez, T | Purdue |
| 3. (choice traded to Houston Oilers) | | 9. Bob Clasby, T | Notre Dame |
| 4. (choice traded to St. Louis Cardinals for Theotis Brown, RB) | | 10. Pete Speros, G | Penn State |
| 5. Chris Castor, WR | Duke | 11. Bob Mayberry, G | Clemson |
| | | 12. Don Dow, T | Washington |

1984 COLLEGE DRAFT

- | | | | |
|--|-------------------|--|------------------|
| 1. Terry Taylor, CB | Southern Illinois | 5b. (choice traded to Baltimore Colts for Robert Pratt, G) | |
| 2. Daryl Turner, WR | Michigan State | 6. John Kaiser, LB | Arizona |
| 3. Fredd Young, LB | New Mexico State | 7. Sam Slater, T | Weber State |
| 4a. Rickey Hagood, NT
(choice from San Francisco 49ers for Manu Tuiasosopo, NT) | South Carolina | 8. John Puzar, C | Long Beach State |
| 4b. (choice traded to Baltimore Colts for Roger Carr, WR) | | 9. Adam Schreiber, G | Texas |
| 5a. (choice traded to New York Giants for Terry Jackson, CB)
Choice acquired from San Diego for Roger Carr, WR) | | 10. Randall Morris, RB | Tennessee |
| | | 11. Steve Gemza, T | UCLA |
| | | 12. Theo Windham, S | Utah State |

1984 SUPPLEMENTAL DRAFT

- | | | | |
|----------------------|---------------------|---------------------|--------|
| 1. Gordon Hudson, TE | Brigham Young | 3. Frank Seurer, QB | Kansas |
| 2. Alvin Powell, G | Winston-Salem State | | |

1985 COLLEGE DRAFT

- | | | | |
|---|----------------------|---|------------------|
| 1. (choice traded to Cincinnati Bengals for Blair Bush, C) | | 6. (choice traded to New York Giants for Terry Jackson, CB) | |
| 2. Owen Gill, FB | Iowa | 7. Ron Mattes, T | Virginia |
| 3. Danny Greene, WR | Washington | 8. Judious Lewis, WR | Arkansas State |
| 4. Tony Davis, TE | Missouri | 9. Bob Otto, DE | Idaho State |
| 5a. Mark Napolitan, C
(choice from San Diego Chargers for Roger Carr, WR) | Michigan State | 10a. John Conner, QB | Arizona |
| 5b. Arnold Brown, CB
(choice from Pittsburgh Steelers for Steve August, T) | No. Carolina Central | 10b. James Bowers, S
(choice from San Francisco 49ers for Manu Tuiasosopo, NT) | Memphis State |
| 5c. Johnnie Jones, RB | Tennessee | 11. Louis Cooper, LB | Western Carolina |
| | | 12. (choice traded to Buffalo for Reggie McKenzie, G) | |

1986 COLLEGE DRAFT

- | | | | |
|---|-------------------|---|------------------|
| 1. John L. Williams, FB | Florida | 7b. Paul Miles, RB
(choice from Cleveland Browns for the rights to Sam Clancy, DE) | Nebraska |
| 2. (choice traded to New England for Bob Cryder, T) | | 8. Alonzo Mitz, DE | Florida |
| 3. Patrick Hunter, CB | Nevada-Reno | 9. Michael Black, T | Sacramento State |
| 4. (choice traded to Cincinnati Bengals for Dan Ross, TE) | | 10. Don Fairbanks, DE | Colorado |
| 5. Bobby Joe Edmonds, WR | Arkansas | 11. David Norrie, QB | UCLA |
| 6. Eddie Anderson, S | Fort Valley State | 12. John McVeigh, LB | Miami |
| 7a. (choice traded to Buffalo Bills for Jon Borchardt, G) | | | |

1987 COLLEGE DRAFT

- | | | | |
|---|-----------------|--|------------------------|
| 1. Tony Woods, LB | Pittsburgh | 7b. Derek Tennell, TE | UCLA |
| 2. David Wyman, LB | Stanford | 8. Sammy Garza, QB | Texas-El Paso |
| 3. (choice traded to Cincinnati Bengals for Mike Wilson, T) | | 9. M.L. Johnson, LB | Hawaii |
| 4. Mark Moore, S | Oklahoma State | 10. Louis Clark, WR | Mississippi State |
| 5a. Tommie Agee, FB | Auburn | 11. Daryl Oliver, RB | Miami |
| (choice from Detroit Lions for Shelton Robinson, LB) | | 12a. Wes Dove, DE | Syracuse |
| | | (choice from Green Bay Packers for Dan Ross, TE) | |
| 5b. Ruben Rodriguez, P | Arizona | 12b. Tony Burse, FB | Middle Tennessee State |
| 6. (choice traded to Philadelphia Eagles for Greg Naron, G) | | | |
| 7a. Roland Barbay, NT | Louisiana State | | |
| (choice from Minnesota Vikings for John Harris, S) | | | |

1988 COLLEGE DRAFT

- | | | | |
|---|--------------|--|--------------------|
| 1. Brian Bosworth, LB | Oklahoma | 6. Roy Hart, NT | South Carolina |
| (choice exercised in 1987 supplemental draft) | | 7. Ray Jackson, CB | Ohio State |
| 2. Brian Blades, WR | Miami | 8. Robert Tyler, TE | So. Carolina State |
| 3. Tommy Kane, WR | Syracuse | 9. Deatrich Wise, NT | Jackson State |
| 4. Kevin Harmon, RB | Iowa | 10. Derwin Jones, DE | Miami |
| 5a. (choice traded to Phoenix Cardinals for Kelly Stouffer, QB) | | 11a. Rick McLeod, T | Washington |
| (choice from Dallas Cowboys for Ron Essink, T) | | (choice from Green Bay Packers for Dave Brown, CB) | |
| 5b. (choice traded to San Francisco 49ers for Jeff Kemp, QB) | | 11b. Dwayne Harper, CB | So. Carolina State |
| | | 12. Dave DesRochers, T | San Diego State |

1989 COLLEGE DRAFT

- | | | | |
|---|-----------------------|---|------------------|
| 1a. Andy Heck, T | Notre Dame | Heller, T) | |
| (choice from Indianapolis Colts for Freddie Young, LB) | | 5. (choice traded to Phoenix Cardinals for Kelly Stouffer, QB) | |
| 1b. (choice traded to Phoenix Cardinals for Kelly Stouffer, QB) | | 6. (choice traded to Tampa Bay Buccaneers with Randy Edwards, NT for Ron Heller, T) | |
| 2. Joe Tofflemire, C | Arizona | 7. Mike Nettles, CB | Memphis State |
| 3. Elroy Harris, RB | Eastern Kentucky | 8. Marlin Williams, DE | Western Illinois |
| 4a. Travis McNeal, TE | Tennessee-Chattanooga | 9. David Franks, G | Connecticut |
| | | 10. Derrick Fenner, RB | North Carolina |
| 4b. James Henry, RS/CB | Southern Mississippi | 11. Mike Baum, DE | Northwestern |
| (choice from Philadelphia Eagles for Ron | | 12. R.J. Kors, S | Long Beach State |

1990 COLLEGE DRAFT

- | | | | |
|--|-----------------|---|----------------|
| 1a. Cortez Kennedy, DT | Miami | 4. Chris Warren, RB | Ferrum |
| (choice from New England Patriots) | | 5. Eric Hayes, DT | Florida State |
| 1b. (choice traded to New England Patriots) | | 6. Ned Bolcar, LB | Notre Dame |
| 1c. (choice traded to New England Patriots) | | 7. Bob Kula, T | Michigan State |
| (choice from Indianapolis Colts for Freddie Young, LB) | | 8. Bill Hitchcock, T | Purdue |
| 2a. Terry Wooden, LB | Syracuse | 9. (choice traded to Dallas Cowboys for Daryl Smith, T) | |
| (choice acquired from New England Patriots) | | 10. Robert Morris, DE | Valdosta State |
| 2b. Robert Blackmon, S | Baylor | 11. Daryl Reed, CB | Oregon |
| 3. (choice traded to New England Patriots) | | 12. John Gromos, QB | Vanderbilt |

1991 COLLEGE DRAFT

- | | | | |
|--|---------------------------|---|----------------|
| 1. Dan McGwire, QB | San Diego State | 7. (choice traded to Atlanta Falcons for Ronnie Lee, T) | |
| 2a. (choice traded to Los Angeles Raiders) | | 8. (choice traded to Los Angeles Raiders for Vann McElroy, S) | |
| 2b. Doug Thomas, WR | Clemson | 9. (choice traded to Cleveland Browns for Bob Buczkowski, DE) | |
| (choice from the Los Angeles Raiders) | | 10. Erik Ringoan, LB | Hofstra |
| 3. David Daniels, WR | Penn State | 11. Tony Stewart, RB | Iowa |
| 4a. (choice traded to the New England Patriots in 1990.) | | 12. Ike Harris, T | South Carolina |
| 4b. John Kasay, K | Georgia | | |
| (choice from Los Angeles Raiders) | | | |
| 5. Harlan Davis, CB | Tennessee | | |
| 6. Michael Sinclair, DE | Eastern New Mexico | | |

1992 COLLEGE DRAFT

- | | | | |
|---|-------------------|---|-----------------------|
| 1. Ray Roberts, T | Virginia | 8. Muhammad Shamsid-Deen, RB | Tennessee-Chattanooga |
| 2. (choice traded to the Minnesota Vikings for Keith Millard, DT) | | 9. Larry Stayner, TE | Boise State |
| 3. Bob Spitulski, LB | Central Florida | 10. Anthony Hamlet, DE | Miami |
| 4. (choice traded to the New Orleans Saints for Rueben Mayes, RB) | | 11. Kris Rongen, G | Washington |
| 5. Gary Dandridge, S | Appalachian State | 12a. Chico Fraley, LB | Washington |
| 6. Michael Bates, WR | Arizona | 12b. John MacNeill, DE | Michigan State |
| 7. Mike Frier, DE | Appalachian State | (choice from New York Jets in compensation for Ron Mattes, T) | |

1993 COLLEGE DRAFT

- | | | | |
|---|-------------------|---|-----------------------|
| 1. Rick Mirer, QB | Notre Dame | 7. Michael McCrary, DE | Wake Forest |
| 2. Carlton Gray, CB | UCLA | 8a. Jeff Blackshear, G | Northeast Louisiana |
| 3. (choice traded to the Minnesota Vikings for Keith Millard, DT) | | 8b. Antonio Edwards, DE | Valdosta State |
| 4. Dean Wells, LB | Tennessee | (choice from Chicago Bears in compensation for signing restricted free agent Joe Cain, LB.) | |
| 5. Terrence Warren, WR | Hampton | | |
| 6. (choice traded to Green Bay Packers for Dave McCloughan, S) | | | |

1994 COLLEGE DRAFT

1. Sam Adams, DT Texas A&M
2. Kevin Mawae, C Louisiana State
3. Lamar Smith, FB Houston
4. Larry Whigham, S Northeast Louisiana
5. (choice traded to San Diego Chargers for 4th round 1995 draft choice)
6. (choice traded to New England Patriots for Jon Vaughn, RB)
7. Carlester Crumpler, TE East Carolina

1995 COLLEGE DRAFT

1. Joey Galloway, WR Ohio State
2. Christian Fauria, TE Colorado
3. (choice to Green Bay Packers for signing of restricted free agent Corey Harris, CB)
- 4a. (choice traded to Arizona Cardinals for Ricky Proehl, WR)
- 4b. Jason Kyle, LB Arizona State (choice from San Diego Chargers for 5th round 1994 choice).
5. (choice traded to Detroit Lions for Reggie Barrett, WR)
- 6a. Henry McMillan, DT Florida
- 6b. Eddie Goines, WR N. Carolina State (compensatory choice for a net loss of free agents in 1994)
7. Keif Bryant, DE Rutgers

1996 COLLEGE DRAFT

- 1a. (choice traded to Houston Oilers for 1st round 1996 draft choice and Glenn Montgomery, DT)
- 1b. (choice traded to Detroit Lions for 1st round and 3rd round 1996 draft choices) (choice from Houston Oilers.)
- 1c. Pete Kendall, T Boston College (choice from Detroit Lions)
2. Fred Thomas, CB Tennessee-Martin
- 3a. Robert Barr, T Rutgers
- 3b. Reggie Brown, FB Fresno State (choice from Kansas City Chiefs through Detroit Lions)
- 4a. Phillip Daniels, DE Georgia (choice from New York Giants through Dallas Cowboys, Miami Dolphins, and Jacksonville Jaguars)
- 4b. (choice traded to Jacksonville Jaguars for 4th round 1996 draft choice)
- 4c. Eric Unverzagt, LB Wisconsin (compensatory choice for a net loss of free agents in 1995)
5. (choice traded to Jacksonville Jaguars for 4th round 1996 draft choice)
- 6a. Reggie Green, G Florida
- 6b. T.J. Cunningham, CB Colorado (compensatory choice for a net loss of free agents in 1995)
7. Johnnie Church, DE Florida

Bold face denotes went to camp in 1996 with Seahawks

TRADES

1976

- 8/5 DT Wayne Baker to Oakland Raiders for conditional draft choice.
- 8/26 Eighth-round 1977 draft choice to Houston Oilers for WR Steve Largent.
- 9/6 Fifth-round 1977 draft choice to Detroit Lions for QB Bill Munson.
- 9/6 Exchange of twelfth-round 1977 draft choices with Pittsburgh Steelers for G Ron Coder.
- 9/7 WR Ahmad Rashad to Minnesota Vikings for fourth-round 1977 draft choice.
- 9/7 S Terry Brown to Cleveland Browns for CB Ted Bachman. Brown had been claimed on waivers from St. Louis Cardinals.

1977

- 5/3 First-round 1977 draft choice (#2) to Dallas Cowboys for first-round (#14) and three second-round 1977 draft choices.
- 5/3 Second-round 1977 draft choice to Los Angeles Rams for C Geoff Reece and Rams' second-round 1977 draft choice.
- 5/3 Second-round 1977 draft choice to Dallas Cowboys for WR Duke Ferguson.
- 5/3 LB Ed Bradley to San Francisco 49ers for DT Bill Sandifer.
- 7/20 DT Carl Barisich to Miami Dolphins for eleventh-round 1978 draft choice.
- 8/30 WR Larry Seivers to Tampa Bay Buccaneers for fourth-round 1979 draft choice. Seattle gives draft choice to Buffalo

Bills as voluntary compensation for Ahmad Rashad signing in 1976.

- 9/5 Eighth-round 1978 draft choice to Minnesota Vikings for S Autry Beamon and LB Amos Martin.
- 9/6 Eleventh-round 1978 draft choice to New Orleans Saints for DE Andy Dorris.

1978

- 8/15 Fifth-round 1979 draft choice to Dallas Cowboys for K Efren Herrera.
- 8/28 S Bob Jury and third-round 1979 draft choice to San Francisco 49ers for third-round 1979 draft choice.
- 8/28 Third-round and sixth-round 1979 draft choices to Dallas Cowboys for DE Bill Gregory and third-round 1979 draft choice.
- 9/27 DT Bill Cooke and eighth-round 1979 draft choice to Detroit Lions for DE Ernie Price.

1979

- 3/30 FB Don Testerman and seventh-round 1979 draft choice to Washington Redskins for seventh-round 1979 and fifth-round 1980 draft choices.
- 4/16 G Gordon Jolley to Detroit Lions for past considerations.
- 8/1 DT Steve Niehaus to Minnesota Vikings for DE Carl Eller and eighth-round 1980 draft choice.
- 8/21 Seventh-round 1980 draft choice to New York Giants for FB Dan Doornink.

1980

- 4/29 First-round (#16) and third-round 1980 draft choices to Buffalo Bills for first-round (#10) 1980 draft choice.
- 4/30 LB Sammy Green to Houston Oilers for tenth-round 1980 and seventh-round 1981 draft choices.
- 8/26 Fifth-round 1982 draft choice to Los Angeles Rams for FB Jim Jodat.
- 9/1 T Nick Bebout to Minnesota Vikings for ninth-round 1981 draft choice.

1981

- 9/25 Third-round 1982 draft choice to New England Patriots for RB Horace Ivory.
- 10/13 Fourth-round 1982 and fourth-round 1983 draft choices to St. Louis Cardinals for RB Theotis Brown.
- 10/13 G Tom Lynch to Buffalo Bills for third-round 1982 draft choice.

1982

- 4/30 LB Terry Beeson to Atlanta Falcons for conditional 1983 draft choice.

1995 ATTENDANCE SUMMARY

Total Preseason (4 Games).....	183,603 (45,900)
Total Preseason (4 Games)	165,121 (41,280)
2 Home Games	73,613 (36,807)
2 Road Games	91,508 (45,754)
Total Regular Season (16 Games).....	852,827 (53,302)
8 Home Games	364,372 (45,547)
8 Road Games	488,455 (61,057)
Total Attendance (20 Games)	1,017,948 (50,897)
Total Home (10 Games)	437,985 (43,799)
Total Road (10 Games)	579,963 (57,996)

- 7/12 Fifth-round 1984 draft choice to Baltimore Colts for G Robert Pratt.
- 9/3 Fourth-round 1984 draft choice to Baltimore Colts for WR Roger Carr.

1983


- 4/24 First-round (#9), second-round, and third-round 1983 draft choices to Houston Oilers for first-round (#3) 1983 draft choice.
- 6/28 Twelfth-round 1985 draft choice to Buffalo Bills for G Reggie McKenzie.
- 6/29 First-round 1985 draft choice to Cincinnati Bengals for C Blair Bush.
- 8/24 RB Sherman Smith and WR Roger Carr to San Diego Chargers for fifth-round 1984 draft choice and fifth-round 1985 draft choice.

1984

- 3/12 Fifth-round 1984 and sixth-round 1985 draft choices to New York Giants for CB Terry Jackson.
- 4/4 NT Manu Tuiasosopo to San Francisco 49ers for fourth-round 1984 and tenth-round 1985 draft choices.
- 7/31 Second-round 1986 draft choice to New England Patriots for T Bob Cryder.
- 10/9 T Steve August to Pittsburgh Steelers for fifth-round 1985 draft choice.

1985

- 4/26 Seventh-round 1986 draft choice to Buffalo Bills for G Jon Borchardt.
- 8/20 TE Pete Metzelaars to Buffalo Bills for WR Byron Franklin.
- 8/27 The rights to DE Sam Clancy to Cleveland Browns for seventh-round 1986 draft choice.
- 10/15 Fourth-round 1986 draft choice to Cincinnati Bengals for TE Dan Ross.



1986

- 8/9 Sixth-round 1987 draft choice to Philadelphia Eagles for G Greg Naron.
- 8/19 TE Dan Ross to Green Bay Packers for twelfth-round 1987 draft choice.
- 8/27 Third-round 1987 draft choice to Cincinnati Bengals for T Mike Wilson.
- 9/1 LB Shelton Robinson to Detroit Lions for fifth-round 1987 draft choice.
- 9/2 S John Harris to Minnesota Vikings for seventh-round 1987 draft choice.

1987

- 5/19 Fifth-round 1988 draft choice to San Francisco 49ers for QB Jeff Kemp.
- 8/25 T Ron Essink to Dallas Cowboys for fifth-round 1988 draft choice.
- 8/26 CB Dave Brown to Green Bay Packers for eleventh-round 1988 draft choice.

1988

- 4/22 Fifth-round 1988, first-round 1989, and fifth-round 1989 draft choices to Phoenix Cardinals for QB Kelly Stouffer.
- 5/4 NT Randy Edwards and sixth-round 1989 draft choice to Tampa Bay Buccaneers for T Ron Heller.
- 5/23 Conditional draft choice to Washington Redskins for CB Tim Morrison.
- 8/1 WR Daryl Turner to Cleveland Browns for an undisclosed draft choice. Turner fails his physical, is returned to Seahawks, and waived.
- 8/22 T Ron Heller to Philadelphia Eagles for fourth-round 1989 draft choice.
- 9/8 LB Fredd Young to Indianapolis Colts for first-round 1989 and first-round 1990 draft choices.

1989

- 7/25 Ninth-round 1990 draft choice to Dallas Cowboys for T Daryle Smith.
- 7/28 Conditional draft choice to Detroit Lions for T Curt Singer.
- 8/7 C Kevin Thomas to Phoenix Cardinals for conditional draft choice.
- 8/31 CB Terry Taylor to Detroit Lions for FB James Jones.

1990

- 4/22 Two first-round (#8 and #10) and third-round 1990 draft choices and fourth-round 1991 draft choice to New England Patriots for first-round (#3) and second-round (#29) 1990 draft choices.
- 7/27 LB Willie Walker to New York Jets for conditional draft choice.
- 8/26 Conditional draft choice to Detroit Lions for WR John Ford.
- 8/28 Seventh-round 1991 draft choice to Atlanta Falcons for T Ronnie Lee.
- 10/16 Eighth-round 1991 draft choice to Los Angeles Raiders for S Vann McElroy.

1991

- 1/31 T Ron Mattes to New York Jets for twelfth-round 1992 draft choice.



4/22 Ninth-round 1991 draft choice to Cleveland Browns for DE Bob Buczkowski.

1992

4/25 Second-round 1992 and third-round 1993 draft choices to Minnesota Vikings for DT Keith Millard.

4/26 Fourth-round 1992 draft choice to New Orleans Saints for RB Rueben Mayes.

1993

4/26 Sixth-round 1993 draft choice to Green Bay Packers for S Dave McCloughan.

8/25 Sixth-round 1994 draft choice to New England Patriots for RB Jon Vaughn.

1994

4/25 Fifth-round 1994 draft choice to San Diego Chargers for fourth-round 1995 draft choice.

4/28 Fifth-round 1995 draft choice to Detroit Lions for WR Reggie Barrett.

1995

3/10 Third-round 1995 draft choice to Green Bay Packers for signing restricted free agent CB Corey Harris.

4/3 Fourth-round 1995 draft choice to Arizona Cardinals for WR Ricky Proehl.

1996


3/12 G Jeff Blackshear to Baltimore Ravens for fourth-round 1997 draft choice.

4/20 First-round 1996 draft choice (#14) to Houston Oilers for first-round 1996 draft choice (#17) and DT Glenn Montgomery.

First-round 1996 draft choice (#17) to Detroit Lions for first-round draft choice (#21) and third-round 1996 draft choice.

Fourth and fifth-round 1996 draft choices to Jacksonville Jaguars for fourth-round 1996 draft choice.

6/27 S Eugene Robinson to Green Bay for DE Matt LaBounty



RECORDS

INDIVIDUAL RECORDS

SERVICE

Most Seasons

- 14 Steve Largent, 1976-89
Joe Nash, 1982-95
- 12 Jacob Green, 1980-91
Dave Krieg, 1980-91
Jeff Bryant, 1982-93

Most Games Played

- 210 Joe Nash, 1982-95
- 200 Steve Largent, 1976-89
- 178 Jacob Green, 1980-91

Most Consecutive Games Played

- 125 Joe Nash, 1988-95
(current)
- 120 Eugene Robinson, 1985-94
- 96 Cortez Kennedy, 1990-95

Most Games Started

- 197 Steve Largent, 1976-89
- 176 Jacob Green, 1980-91
- 169 Joe Nash, 1982-95

SCORING

POINTS

Most Points, Career

- 810 Norm Johnson, 1982-90
(159 FG, 333 PAT)
- 608 Steve Largent, 1976-89
(101 TDs: 1-R, 100-P,
2 PAT)
- 372 Curt Warner, 1983-89
(62 TDs: 55-R, 7-P)

Most Points, Season

- 110 Norm Johnson, 1984
(20 FG, 50 PAT)
- 109 Todd Peterson, 1995
(23 FG, 40 PAT)
- 108 Norm Johnson, 1986
(22 FG, 42 PAT)

Most Points, No TDs, Season

- 110 Norm Johnson, 1984
(20 FG, 50 PAT)
- 109 Todd Peterson, 1995
(23 FG, 40 PAT)
- 108 Norm Johnson, 1986
(22 FG, 42 PAT)

Most Points, Rookie, Season

- 102 John Kasay, 1991
(25 FG, 27 PAT)
- 84 Curt Warner, 1983
(14 TDs: 13-R, 1-P)
- 60 Daryl Turner, 1984
(10 TDs: 10-P)

Most Points, Game

- 24 Daryl Turner, vs. San
Diego 9/15/85 (4-P)
Curt Warner, vs. Denver
12/11/88 (4-R)
- 19 By Norm Johnson, 2 Times
(Last: vs. L.A.
Raiders 12/18/88
[5 FG, 4 PAT])

Most Consecutive Games

Scoring

- 48 Norm Johnson, 1985-89
- 45 Norm Johnson, 1982-85
- 41 John Kasay, 1992-94

TOUCHDOWNS

Most Touchdowns, Career

- 101 Steve Largent, 1976-89
(1-R, 100-P)
- 62 Curt Warner, 1983-89
(55-R, 7-P)
- 39 Chris Warren, 1990-95
(35-R, 3-P, 1-PR)

Most Touchdowns, Season

- 16 Chris Warren, 1995
(15-R, 1-P)
- 15 David Sims, 1978
(14-R, 1-P)
Sherman Smith, 1979
(11-R, 4-P)
Derrick Fenner, 1990
(14-R, 1-P)

Most Touchdowns, Rookie, Season

- 14 Curt Warner, 1983
(13-R, 1-P)
- 10 Daryl Turner, 1984 (10-P)
- 9 Joey Galloway, 1995
(1-R, 7-P, 1-PR)

Most Touchdowns, Game

- 4 Daryl Turner, vs. San
Diego 9/15/84 (4-P)
Curt Warner, vs. Denver
12/11/88 (4-R)
- 3 By 14 Players
(Last: Chris Warren, vs.
Oakland 12/17/95 [3-R])

Most Consecutive Games

Scoring Touchdowns

- 7 David Sims, 1978
Chris Warren, 1993-94
- 5 Curt Warner, 1983
Steve Largent, 1984

ONE AWAY

Kicker Todd Peterson totaled 109 points in 1995, one off Norm Johnson's 1984 record. Peterson connected on 40-of-40 PATs and 23-of-28 field goals, including his last 11. His kicks made the difference in three wins, including a personal best four field goals against the Philadelphia Eagles. Peterson had three field goals against the New York Giants in a 31-28 win and one versus Cincinnati in a 24-21 win.

POINTS AFTER TOUCHDOWNS

Most Points After Touchdown Attempted, Career

- 338 Norm Johnson, 1982-90
- 148 Efen Herrera, 1978-81
- 97 John Kasay, 1991-94

Most Points After Touchdown Attempted, Season

- 51 Norm Johnson, 1984
- 50 Norm Johnson, 1983
- 46 Efen Herrera, 1979

Most Points After Touchdown Attempted, Game

- 8 John Leypoldt, vs. Buffalo 10/20/77
- 7 Norm Johnson, vs. San Diego 9/15/85
- 6 By 4 Players
(Last: Todd Peterson, at Jacksonville 11/12/95)

Most Points After Touchdown, Career

- 333 Norm Johnson, 1982-90
- 139 Efen Herrera, 1978-81
- 94 John Kasay, 1991-94

Most Points After Touchdown, Season

- 50 Norm Johnson, 1984
- 49 Norm Johnson, 1983
- 43 Efen Herrera, 1979

Most Points After Touchdown, Game

- 8 John Leypoldt, vs. Buffalo 10/20/77
- 7 Norm Johnson, vs. San Diego 9/15/85
- 6 By 4 Players
(Last: Todd Peterson, at Jacksonville 11/12/95)

Most Consecutive Points After Touchdown

- 165 Norm Johnson, 1985-90
- 72 Norm Johnson, 1984-85
- 67 John Kasay, 1992-94

Highest Points After Touchdown Percentage (100 or more PATs)

- 98.52 Norm Johnson 1982-89 (333-338)
- 93.92 Efen Herrera 1978-81 (139-148)

Most Points After Touchdown, No Misses, Season

- 42 Norm Johnson, 1986
- 40 Norm Johnson, 1987
- Todd Peterson, 1995

Most Points After Touchdown, No Misses, Game

- 8 John Leypoldt, vs. Buffalo 10/20/77
- 7 Norm Johnson, vs. San Diego 9/15/85
- 6 By 4 Players
(Last: Todd Peterson, at Jacksonville 11/12/95)

TWO-POINT CONVERSIONS

(Two-point conversion rule was adopted in 1994)

Most Two-Point Conversion Attempts, Career

- 2 Rick Tuten, 1991-95
- Chris Warren, 1990-95
- 1 By 3 Players

Most Two-Point Conversion Attempts, Season

- 2 Rick Tuten, 1994
- 1 By 6 Players

Most Two-Point Conversion Attempts, Game

- 1 By 8 Players
(Last: Chris Warren, vs. San Diego 10/22/95 [run])

Most Two-Point Conversions Made, Career

- 1 By 4 Players

Most Two-Point Conversions Made, Season

- 1 By 4 Players

Most Two-Point Conversions Made, Game

- 1 By 4 Players
Last: Rick Tuten, vs. Tampa Bay 11/20/94 [run])

FIELD GOALS

Most Field Goals Attempted, Career

- 228 Norm Johnson, 1982-90
- 105 John Kasay, 1991-94
- 92 Efen Herrera, 1978-81

Most Field Goals Attempted, Season

- 35 Norm Johnson, 1986
- 32 Norm Johnson, 1990
- 31 Efen Herrera, 1980
- John Kasay, 1991

Most Field Goals Attempted, Game

- 6 Norm Johnson, vs. Kansas City 9/20/87
- 5 By 3 Players
(Last: Norm Johnson, vs. L.A. Raiders 12/18/88)

Most Field Goals, Career

- 159 Norm Johnson, 1982-90
- 82 John Kasay, 1991-94
- 64 Efen Herrera, 1978-81

Most Field Goals, Season

- 25 John Kasay, 1991
- 23 Norm Johnson, 1990
- John Kasay, 1993
- Todd Peterson, 1995

Most Field Goals, Rookie, Season

- 25 John Kasay, 1991
- 23 Todd Peterson, 1995
- 10 Norm Johnson, 1982

Most Field Goals, Game

- 5 Norm Johnson, vs. Kansas City 9/20/87 (6 attempts)
- Norm Johnson, vs. L.A. Raiders 12/18/88 (5 attempts)
- 4 By 7 Players
(Last: Todd Peterson, vs. Philadelphia 12/3/95 [4 attempts])

Most Field Goals, One Quarter

- 3 Norm Johnson, vs. L.A. Raiders 12/18/88 (2nd Norm Johnson, vs. Kansas City 10/8/89 (2nd))
- 2 21 Times (Last: Todd Peterson, vs. Philadelphia 12/3/95 [4th])

Most Consecutive Games**Scoring Field Goals**

- 10 Efren Herrera, 1978-79
- 9 Norm Johnson, 1983-84 John Kasay, 1991

Most Consecutive Field Goals

- 13 Efren Herrera, 1979-80 John Kasay, 1991
- 11 Norm Johnson, 1984 Todd Peterson, 1995

Longest Field Goal

- 55 John Kasay, at Kansas City 1/2/94
- 54 By 4 Players (Last: John Kasay vs. San Diego 10/27/91)

Longest Field Goal Attempted

- 60 Efren Herrera, vs. Kansas City 11/9/80
- 56 John Kasay, at Denver 11/13/94
- 55 By 3 Players (Last: John Kasay, at Kansas City 1/2/94)

Highest Field Goal Percentage, Career (Minimum 25 Attempts)

- 82.14 Todd Peterson, 1995 (28-23)
- 78.10 John Kasay, 1991-94 (105-82)
- 69.74 Norm Johnson, 1982-90 (228-159)

Highest Field Goal Percentage, Season (Minimum 1 attempt per game)

- 83.33 Norm Johnson, 1984 (24-20)
- 83.33 John Kasay, 1994 (24-20)
- 82.61 Efren Herrera, 1979 (23-19)

Most Field Goals, No Misses, Game

- 5 Norm Johnson, vs. L.A. Raiders 12/18/88
- 4 By 7 Players (Last: Todd Peterson, vs. Philadelphia 12/3/95)

Most Field Goal Attempts, 50 or More Yards, Career

- 26 Norm Johnson, 1982-90
- 10 John Kasay, 1991-94
- 9 Efren Herrera, 1978-81

Most Field Goals, 50 or More Yards, Career

- 10 Norm Johnson, 1982-90
- 6 John Kasay, 1991-94
- 2 Efren Herrera, 1978-81

Most Field Goals, 50 or More Yards, Season

- 5 Norm Johnson, 1986
- 3 John Kasay, 1993
- 2 John Kasay, 1991

Most Field Goals, 50 or More Yards, Game

- 2 Norm Johnson, vs. L.A. Raiders 12/8/86 John Kasay, vs. San Diego 10/23/91 (Ties NFL record)
- 1 By 14 Players (Last: John Kasay, at Kansas City 1/2/94)

SAFETIES**Most Safeties, Career**

- 2 Rod Stephens, 1989-94
- 1 By 6 Players

Most Safeties, Season

- 2 Rod Stephens, 1993 (ties NFL record)
- 1 By 6 Players (Last: Sam Adams, 1995)

Most Safeties, Game

- 1 By 8 Players (Last: Sam Adams, at Jacksonville 11/12/95)

RUSHING

ATTEMPTS**Most Attempts, Career**

- 1,649 Curt Warner, 1983-89
- 1,156 Chris Warren, 1990-95
- 1,148 John L. Williams, 1986-93

Most Attempts, Season

- 335 Curt Warner, 1983
- 333 Chris Warren, 1994
- 319 Curt Warner, 1986

Most Attempts, Rookie, Season

- 335 Curt Warner, 1983

HALL OF FAMER

Wide receiver Steve Largent became the first Seahawks player inducted into the Pro Football Hall of Fame on July 29, 1995. He was inducted in Canton, Ohio, along with Jim Finks, Henry Jordan, Lee Roy Selmon, and Kellen Winslow. Largent held six NFL receiving records at the end of his career, including those for most receptions (819), yards (13,089), touchdowns (100), consecutive games with a catch (177), 100-yard seasons (8), 50-catch seasons (10). He was selected for the AFC-NFC Pro Bowl seven times and was named the Seahawks Most Valuable Player five times and offensive captain 10 times.

- 129 John L. Williams, 1986
- 119 Sherman Smith, 1976

Most Attempts, Game

- 36 Chris Warren, at New England 9/19/93
- 32 Curt Warner, vs. Kansas City 11/27/83 (OT)
- 30 Chris Warren, at Houston 12/11/94

YARDS GAINED

Most Yards Gained, Career

- 6,705 Curt Warner, 1983-89
- 5,004 Chris Warren, 1990-95
- 4,579 John L. Williams, 1986-93

Most Seasons, 1,000 or More Yards Rushing

- 4 Curt Warner, 1983, 1985, 1986, 1988
- Chris Warren, 1992, 1993, 1994, 1995

Most Yards Gained, Season

- 1,545 Chris Warren, 1994
- 1,481 Curt Warner, 1986
- 1,449 Curt Warner, 1983

Most Yards Gained, Rookie, Season

- 1,449 Curt Warner, 1983
- 538 John L. Williams, 1986
- 537 Sherman Smith, 1976

Most Yards Gained, Game

- 207 Curt Warner, vs. Kansas City 11/27/83 (OT)
- 192 Curt Warner, vs. Denver 12/20/86
- 185 Chris Warren, at Houston 12/11/94

Most Games, 100 or More Yards Rushing, Career

- 23 Curt Warner, 1983-89
- 21 Chris Warren, 1990-95
- 6 John L. Williams, 1986-93

Most Games, 100 or More Yards Rushing, Season

- 8 Chris Warren, 1995
- 7 Curt Warner, 1986
- Chris Warren, 1994

Most Consecutive Games, 100 or More Yards, Rushing

- 2 Curt Warner, 1983 (twice)
- Curt Warner, 1986
- Chris Warren, 1993-94
- Chris Warren, 1994 (2 times)
- Chris Warren, 1995 (4 times)

Most Games, 2 or More Players with 100 or More Yards Rushing

- vs. L.A. Raiders 11/28/88 (Curt Warner 130 and John L. Williams 106)
- vs. Denver 12/11/88 (Curt Warner 126 and John L. Williams 109)

Longest Run From Scrimmage

- 86 Joey Galloway, at Jacksonville 11/12/95 (TD)
- 68 Lamar Smith, at Arizona 10/22/95 (OT)

- 67 Sherman Smith, vs. Chicago 11/5/78 (TD)
- Al Hunter, vs. Cleveland 11/11/79 (TD)

AVERAGE GAIN

Highest Average Gain, Career (100 or More Attempts)

- 4.87 Jim Zorn, 1976-84 (307-1,494)
- 4.33 Chris Warren, 1990-95 (1,156-5,004)
- 4.23 Sherman Smith, 1976-82 (810-3,429)

Highest Average Gain, Season (100 or More Attempts)

- 4.87 Sherman Smith, 1978 (165-805)
- 4.68 Sherman Smith, 1977 (163-763)
- 4.64 Curt Warner, 1986 (319-1,481)

Highest Average Gain, Game (10 or More Attempts)

- 8.86 Sherman Smith, vs. Atlanta 11/7/76 (14-124)
- 8.64 Lawrence McCutcheon, vs. Dallas 11/27/80 (11-95)
- 8.07 Eric Lane, vs. Minnesota 9/30/84 (14-113)

TOUCHDOWNS

Most Touchdowns, Career

- 55 Curt Warner, 1983-89
- 35 Chris Warren, 1990-95
- 28 Sherman Smith, 1976-82

Most Touchdowns, Season

- 15 Chris Warren, 1995
- 14 David Sims, 1978
- Derrick Fenner, 1990

Most Touchdowns, Rookie, Season

- 13 Curt Warner, 1983
- 5 David Sims, 1977
- 4 Sherman Smith, 1976
- Jim Zorn, 1976

Most Touchdowns, Game

- 4 Curt Warner, vs. Denver 12/11/88
- 3 By 9 Players (Last: Chris Warren, vs. Oakland 12/17/95)

Most Consecutive Games Rushing for Touchdown

- 6 Chris Warren, 1993-94
- 5 Curt Warner, 1983
- 4 David Sims, 1978
- Derrick Fenner, 1990

PASSING

PASS RATING

Highest Pass Rating, Career (Minimum 1,000 Attempts)

- 82.3 Dave Krieg, 1980-91
- 67.8 Jim Zorn, 1976-84
- 67.1 Rick Mirer, 1993-95

Highest Pass Rating, Season (Minimum 160 Attempts)

95.0 Dave Krieg, 1983
 94.6 Dave Krieg, 1988
 91.0 Dave Krieg, 1986

Highest Pass Rating, Rookie, Season (Qualifiers)

67.0 Rick Mirer, 1993
 49.5 Jim Zorn, 1976

ATTEMPTS**Most Passes Attempted, Career**

3,576 Dave Krieg, 1980-91
 2,992 Jim Zorn, 1976-84
 1,258 Rick Mirer, 1993-95

Most Passes Attempted, Season

532 Dave Krieg, 1985
 505 Jim Zorn, 1979
 499 Dave Krieg, 1989

Most Passes Attempted, Rookie, Season

486 Rick Mirer, 1993
 (NFL rookie record)
 436 Jim Zorn, 1976
 173 Kelly Stouffer, 1988

Most Passes Attempted, Game

51 Dave Krieg, vs. Atlanta
 10/13/85
 50 Dave Krieg, vs. Denver
 12/15/84
 Jeff Kemp, at Denver
 9/15/91

COMPLETIONS**Most Passes Completed, Career**

2,096 Dave Krieg, 1980-91
 1,593 Jim Zorn, 1976-84
 678 Rick Mirer, 1993-95

Most Passes Completed, Season

286 Dave Krieg, 1989
 285 Jim Zorn, 1979
 Dave Krieg, 1985

Most Passes Completed, Rookie, Season

274 Rick Mirer, 1993
 (NFL rookie record)
 208 Jim Zorn, 1976
 98 Kelly Stouffer, 1988

Most Passes Completed, Game

33 Dave Krieg, vs. Atlanta
 10/13/85
 31 Jim Zorn, vs. Kansas City
 9/27/81
 Dave Krieg, vs. Denver
 11/20/83

Most Consecutive Passes Completed

15 Jim Zorn, vs. Cleveland
 10/12/80
 14 Jim Zorn, vs. N.Y. Jets
 11/26/79
 Dave Krieg, vs. L.A.
 Raiders 9/16/90

COMPLETION PERCENTAGE**Highest Completion Percentage, Career (100 Attempts)**

58.61 Dave Krieg, 1980-91
 (3,576-2,096)
 53.90 Rick Mirer, 1993-95
 (1,258-678)

53.15 Jim Zorn, 1976-84
 (2,997-1,593)

Highest Completion Percentage, Season (Qualifiers)

65.61 Dave Krieg, 1991
 (285-187)
 60.54 Dave Krieg, 1987
 (294-178)
 60.49 Dave Krieg, 1983
 (243-147)

Highest Completion Percentage, Rookie, Season (Qualifiers)

56.38 Rick Mirer, 1993 (486-274)
 47.38 Jim Zorn, 1976 (439-208)

Highest Completion Percentage, Game (20 Attempts)

86.36 Dave Krieg, vs. Denver
 12/11/88 (22-19)
 80.65 Dave Krieg, vs. Pittsburgh
 10/20/91 (31-25)
 79.31 Jim Zorn, vs. Cleveland
 10/12/80 (29-23)
 Dave Krieg, vs. San Diego
 10/29/84 (29-23)

YARDS GAINED**Most Yards Gained, Career**

26,132 Dave Krieg, 1980-91
 20,122 Jim Zorn, 1976-84
 7,548 Rick Mirer, 1993-95

Most Seasons, 3,000 or More Yards Passing

4 Dave Krieg, 1984, 1985,
 1989, 1990
 3 Jim Zorn, 1978-80

Most Consecutive Seasons, 3,000 or More Yards Passing

3 Jim Zorn, 1978-80
 2 Dave Krieg, 1984-85
 Dave Krieg, 1989-90

Most Yards Gained, Season

3,671 Dave Krieg, 1984
 3,661 Jim Zorn, 1979
 3,602 Dave Krieg, 1985

Most Yards Gained, Rookie, Season

2,833 Rick Mirer, 1993
 (NFL rookie record)
 2,571 Jim Zorn, 1976
 1,106 Kelly Stouffer, 1988

Most Yards Gained, Game

418 Dave Krieg, vs. Denver
 11/20/83
 410 Dave Krieg, vs. L.A.
 Raiders 12/18/88
 406 Dave Krieg, vs. Denver
 11/25/84

Most Games, 400 or More Yards Passing, Career

4 Dave Krieg, 1980-91

Most Games, 300 or More Yards Passing, Career

11 Dave Krieg, 1980-91
 9 Jim Zorn, 1976-84
 2 Jeff Kemp, 1987-91

Most Games, 300 or More Yards Passing, Season

3 Jim Zorn, 1979

- Dave Krieg, 1984
 2 By 3 Players
 (Last: Dave Krieg, 1985)

Most Consecutive Games, 300 or More Yards Passing, Season

- 2 Jim Zorn, 1979
 Jim Zorn, 1981

Longest Pass Completion

- 82 Jim Zorn (to David Sims)
 vs. Cincinnati 9/25/77
 (TD)
 80 3 Times
 (Last: Dave Krieg (to
 Daryl Turner) at Denver
 11/25/84 [TD])

AVERAGE GAIN

Highest Average Gain, Career (1,000 Attempts)

- 7.31 Dave Krieg, 1980-91
 (3,576-26,132)
 6.73 Jim Zorn, 1976-84
 (2,992-20,122)
 6.00 Rick Mirer, 1993-95
 (1,258-7,548)

Highest Average Gain, Season (Qualifiers)

- 8.80 Dave Krieg, 1983
 (243-2,139)
 7.79 Dave Krieg, 1986
 (375-2,921)
 7.65 Dave Krieg, 1984
 (480-3,761)

Highest Average Gain, Rookie, Season (Qualifiers)

- 5.85 Jim Zorn, 1976 (439-
 2,571)
 5.83 Rick Mirer, 1993
 (486-2,833)

Highest Average Gain, Game (20 Attempts)

- 14.52 Dave Krieg, vs. San Diego
 12/14/86 (21-305)
 13.30 Dave Krieg, vs. Kansas
 City 11/11/90 (23-306)
 12.87 Jim Zorn, vs. Buffalo
 10/30/77 (23-296)

TOUCHDOWNS

Most Touchdown Passes, Career

- 195 Dave Krieg, 1980-91
 107 Jim Zorn, 1976-84
 36 Rick Mirer, 1993-95

Most Touchdown Passes, Season

- 32 Dave Krieg, 1984
 27 Dave Krieg, 1985
 23 Dave Krieg, 1987

Most Touchdown Passes, Game

- 5 Dave Krieg, vs. Detroit
 12/2/84
 Dave Krieg, vs. San Diego
 9/15/85
 Dave Krieg, vs. L.A.
 Raiders 12/18/88

Most Games, 5 or More TD Passes, Career

- 3 Dave Krieg, 1980-91

Most Games, 4 or More TD Passes, Career

- 7 Dave Krieg, 1980-91
 4 Jim Zorn, 1976-84
 1 Steve Myer 1976-79
 Jeff Kemp, 1987-91

Most Games, 5 or More TD Passes, Season

- 1 Dave Krieg, 1984
 Dave Krieg, 1985
 Dave Krieg, 1988

Most Games, 4 or More TD Passes, Season

- 2 Jim Zorn, 1977
 Dave Krieg, 1985
 Dave Krieg, 1988

Most Consecutive Games, 4 or More TD Passes

- 1 12 Times
 (Last: Dave Krieg, vs.
 L.A. Raiders 12/18/88)

Most Consecutive Games, Touchdown Passes

- 28 Dave Krieg, 1983-85
 (3rd in NFL history)
 10 By 3 Players
 (Last: Dave Krieg,
 1988-89)

HIGHEST PERCENTAGE, TOUCHDOWN PASSES

Highest %, TD Passes, Career (100 Attempts)

- 5.45 Dave Krieg, 1980-91
 (3,576-195)
 3.75 Steve Myer, 1976-79
 (160-6)
 3.61 Jeff Kemp, 1987-91
 (249-9)

Highest %, TD Passes Season (Qualifiers)

- 7.89 Dave Krieg, 1988 (228-18)
 7.82 Dave Krieg, 1987 (294-23)
 7.41 Dave Krieg, 1983 (243-18)

Highest %, TD Passes, Rookie, Season (Qualifiers)

- 2.73 Jim Zorn, 1976 (439-12)
 2.47 Rick Mirer, 1993 (486-12)

HAD INTERCEPTED

Most Consecutive Passes Attempted, None Intercepted

- 153 Jim Zorn, 1979
 137 Dave Krieg, 1988
 132 Rick Mirer, 1994

Most Passes Had Intercepted, Career

- 148 Dave Krieg, 1980-91
 133 Jim Zorn, 1976-84
 44 Rick Mirer, 1993-95

Most Passes Had Intercepted, Season

- 27 Jim Zorn, 1976
 24 Dave Krieg, 1984
 20 By 6 Players
 (Last: Rick Mirer, 1995)

Most Passes Had Intercepted, Game

- 6 Jim Zorn, vs. Detroit
 10/24/76

- 5 Jim Zorn, vs. Kansas City
11/9/80
Dave Krieg, at Kansas City
12/9/84

Most Attempts, No Interceptions, Game

- 47 Jim Zorn, vs. Kansas City
9/27/81
- 44 Dave Krieg, vs. Denver
11/25/84
- 40 Rick Mirer, vs. San Diego
10/3/93

LOWEST PERCENTAGE, PASSES HAD INTERCEPTED

Lowest %, Passes Had Intercepted, Career (100 Attempts)

- 3.50 Rick Mirer, 1993-95
(1,258-44)
- 4.14 Dave Krieg, 1980-91
(3,576-148)
- 4.31 Gale Gilbert, 1985-86
(116-5)

Lowest %, Passes Had Intercepted, Season (Qualifiers)

- 1.84 Rick Mirer, 1994 (381-7)
- 2.27 Jim Zorn, 1981 (397-9)
- 2.93 Dave Krieg, 1986 (375-11)

Lowest %, Passes Had Intercepted, Rookie Season, (Qualifiers)

- 3.50 Rick Mirer, 1993 (486-17)
- 6.15 Jim Zorn, 1976 (439-27)

RECEIVING

Most Pass Receptions, Career

- 819 Steve Largent, 1976-89
(3rd in NFL history)
- 493 Brian Blades, 1988-95
- 471 John L. Williams, 1986-93

Most Seasons, 70 or More Pass Receptions

- 6 Steve Largent, 1978,
1981, 1983-86
- 5 Brian Blades, 1989, 1991,
1993, 1994, 1995
- 3 John L. Williams, 1989,
1990, 1992

Most Seasons, 50 or More Pass Receptions

- 10 Steve Largent, 1976,
1978-81, 1983-87
(tied NFL record)
- 6 John L. Williams, 1988-93
- 5 Brian Blades, 1989, 1991,
1993, 1994, 1995

Most Pass Receptions, Season

- 81 Brian Blades, 1994
- 80 Brian Blades, 1993
- 79 Steve Largent, 1985

Most Pass Receptions, Rookie, Season

- 67 Joey Galloway, 1995
- 54 Steve Largent, 1976
- 42 Curt Warner, 1983

Most Pass Receptions, Game

- 15 Steve Largent, vs. Detroit
10/18/87

- 12 By 4 Players
(Last: Brian Blades, vs.
New Orleans 9/1/91)

Most Consecutive Games, Pass Receptions

- 177 Steve Largent, 1977-89
(current)
- 52 Brian Blades, 1992-95
- 41 Sherman Smith, 1976-79

YARDS GAINED

Most Yards Gained, Career

- 13,089 Steve Largent, 1976-89
(3rd in NFL history)
- 6,561 Brian Blades, 1988-95
- 4,151 John L. Williams, 1986-93

Most Yards Gained, Season

- 1,287 Steve Largent, 1985
- 1,237 Steve Largent, 1979
- 1,224 Steve Largent, 1981

Most Yards, Rookie, Season

- 1,039 Joey Galloway, 1995
- 715 Daryl Turner, 1984
- 705 Steve Largent, 1976

Most Yards Gained, Game

- 261 Steve Largent, vs. Detroit
10/18/87
- 191 Steve Largent, vs. Denver
11/25/84
- 180 John L. Williams, vs. L.A.
Raiders 12/18/88

Most Games, 100 or More Yards, Pass Receiving, Career

- 40 Steve Largent, 1976-89
- 17 Brian Blades, 1988-95
- 5 Sam McCullum, 1976-81

Most Games, 100 or More Yards, Pass Receiving, Season

- 6 Steve Largent, 1979
- 5 Steve Largent, 1984
Brian Blades, 1989

Most Consecutive Games, 100 or More Yards Receiving

- 2 By 6 Players
(Last: Steve Largent,
1985)

Longest Pass Reception

- 82 David Sims (from Jim
Zorn) vs. Cincinnati
9/25/77 (TD)
- 80 By 3 Players
(Last: Daryl Turner [from
Dave Krieg] vs. Denver
11/25/84 [TD])

AVERAGE PER RECEPTION

Highest Average Per Reception, Career (100 Receptions)

- 18.53 Daryl Turner, 1984-87
(101-1,872)
- 15.98 Steve Largent, 1976-89
(819-13,089)
- 14.69 Sam McCullum, 1976-81
(232-3,409)

Highest Average Per Reception, Season (50 Receptions)

- 18.74 Steve Largent, 1979
(66-1,237)
- 16.45 Steve Largent, 1978
(71-1,168)

16.32 Steve Largent, 1981
(75-1,224)

Highest Average Per Reception, Game (5 Receptions)

27.80 Steve Largent, vs. Oakland
9/16/79 (5-139)
25.71 John L. Williams, vs. L.A.
Raiders 12/18/88 (7-180)
23.60 By 2 Players
(Last: Byron Franklin, vs.
San Diego 10/6/86 [5-
118])

TOUCHDOWNS

Most Touchdowns, Career

100 Steve Largent, 1976-89
(2nd in NFL history)
36 Daryl Turner, 1984-87
30 Brian Blades, 1988-95

Most Touchdowns, Season

13 Daryl Turner, 1985
12 Steve Largent, 1984
11 Steve Largent, 1983

Most Touchdowns, Rookie, Season

10 Daryl Turner, 1984
8 Brian Blades, 1988
7 Joey Galloway, 1995

Most Touchdowns, Game

4 Daryl Turner, vs. San
Diego 9/15/85
3 By 3 Players
(Last: Steve Largent, vs.
Detroit 10/18/87)

Most Consecutive Games, Touchdowns

5 Steve Largent, 1984
4 By 3 Players
(Last: Daryl Turner,
1985)

INTERCEPTIONS

Most Interceptions By, Career

50 Dave Brown, 1976-86
42 Eugene Robinson, 1985-
95
41 John Harris, 1978-85

Most Interceptions By, Season

10 John Harris, 1981
Kenny Easley, 1984
9 Eugene Robinson, 1993

Most Interceptions By, Rookie, Season

4 John Harris, 1978
3 By 4 Players
(Last: Carlton Gray,
1993)

Most Interceptions By, Game

3 Kenny Easley, vs. San
Diego 10/29/84
Eugene Robinson, at
Pittsburgh 12/6/92
2 27 Times
(Last: Robert Blackmon,
at Washington 11/19/95)

Most Consecutive Games, Passes Intercepted By

4 John Harris, 1980
Eugene Robinson, 1991

3 By 5 Players
(Last: Eugene Robinson,
1993)

YARDS RETURNED

Most Yards Returned, Career

643 Dave Brown, 1976-86
586 Eugene Robinson, 1985-
95
528 Kenny Easley, 1981-87

Most Yards Returned, Season

179 Dave Brown, 1984
157 Eddie McMillan, 1977
155 Kenny Easley, 1981
John Harris, 1981

Most Yards Returned, Game

148 Dave Brown, vs. Kansas
City 11/4/84
125 Kenny Easley, vs.
Cleveland 12/20/81
91 Sammy Green, vs. San
Francisco 10/7/79

Longest Return

91 Sammy Green, vs. San
Francisco 10/7/79 (TD)
90 Dave Brown, vs. Kansas
City 11/4/84 (TD)
82 Kenny Easley, vs.
Cleveland 12/20/81 (TD)

TOUCHDOWNS

Most Touchdowns, Career

5 Dave Brown, 1976-86
3 Keith Simpson, 1978-85
Kenny Easley, 1981-87

Most Touchdowns, Season

2 By 4 Players
(Last: Dave Brown and
Keith Simpson, 1984)

Most Touchdowns, Game

2 Dave Brown, vs. Kansas
City 11/4/84 (Ties NFL
Record)
1 26 Times
(Last: Orlando Watters,
vs. Pittsburgh 9/25/94)

PUNTING

Most Punts, Career

421 Rick Tuten, 1991-95
299 Jeff West, 1981-85
257 Herman Weaver, 1977-80

Most Punts, Season

108 Rick Tuten, 1992
(Tied for 3rd in NFL
history)
95 Jeff West, 1984
91 Rick Tuten, 1994

Most Punts, Rookie, Season

80 Rick Engles, 1976
79 Vince Gamache, 1986
47 Ruben Rodriguez, 1987
Jimmy Colquitt, 1985

Most Punts, Game

12 Rick Tuten, vs. Denver
11/28/93
11 By 3 Players
(Last: Rick Tuten, vs.

Philadelphia 12/13/92
(OT))

Longest Punt

- 73 Rick Tuten, at Buffalo
10/15/95
- 68 Ruben Rodriguez, vs.
Denver 9/4/88
- 65 Rick Tuten, at San Diego
10/4/92
- Rick Tuten, at Kansas City
12/24/95

AVERAGE YARDAGE

Highest Average, Punting, Career (100 Punts)

- 43.97 Rick Tuten, 1991-95
(4,221-18,513)
- 40.28 Ruben Rodriguez, 1987-89
(192-7,733)
- 39.62 Herman Weaver, 1977-80
(257-10,182)

Highest Average, Punting, Season (Qualifiers)

- 45.00 Rick Tuten, 1995
(83-3,735)
- 44.52 Rick Tuten, 1993
(90-4,007)
- 44.07 Rick Tuten, 1992
(108-4760)

Highest Average, Punting, Rookie, Season (Qualifiers)

- 40.00 Ruben Rodriguez, 1987
(47-1,880)
- 38.58 Vince Gamache, 1986
(79-3,048)
- 38.34 Rick Engles, 1976
(80-3,067)

Highest Average Punting, Game (Minimum 4 Punts)

- 52.83 Rick Tuten, at Buffalo
10/15/95 (6-317)
- 52.50 Rick Tuten, at San Diego
10/4/92 (6-315)
- 51.40 Rick Tuten, at Houston
11/7/93 (5-257)

Highest Net Punting Average, Season

- 38.74 Rick Tuten, 1992
- 37.27 Rick Tuten, 1993
- 36.90 Rick Tuten, 1991

INSIDE THE 20

Most Punts Inside the 20, Career

- 112 Rick Tuten, 1991-95
- 73 Jeff West, 1981-85
- 49 Herman Weaver, 1977-80

Most Punts Inside the 20, Season

- 33 Rick Tuten, 1994
- 29 Rick Tuten, 1992
- 25 Jeff West, 1983

Most Punts Inside the 20, Game

- 5 Jeff West, vs. New
England 12/18/83
- Rick Tuten, vs. Denver
11/30/92 (OT)
- Rick Tuten, at Washington
9/4/94

TOUCHBACKS

Most Touchbacks, Career

- 33 Rick Tuten, 1991-95
- 28 Jeff West, 1981-85
- 19 Herman Weaver, 1977-80

Most Touchbacks, Season

- 10 Jeff West, 1983
- 8 By 4 Players
(Last: Rick Tuten, 1995)

Most Touchbacks, Game

- 3 By 4 Players
(Last: Ruben Rodriguez,
vs. San Diego 10/29/89)

HAD BLOCKED

Most Punts Had Blocked, Career


- 6 Herman Weaver, 1977-80
- 3 Rick Engles, 1976-77
- 1 Ruben Rodriguez, 1987-89
- Rick Tuten, 1991-94

Most Punts Had Blocked, Season

- 3 Herman Weaver, 1979
- 2 Herman Weaver, 1980
- Rick Engles, 1976

Most Punts Had Blocked, Game

- 2 Herman Weaver vs.
Kansas City 9/30/79
- 1 By 9 Players
(Last: Rick Tuten, at
Kansas City 1/2/94)



PUNT RETURNS

Most Punt Returns, Career

- 94 Chris Warren, 1990-95
- 89 Bobby Joe Edmonds, 1986-88
- 74 Paul Johns, 1981-1984

Most Punt Returns, Season

- 41 Will Lewis, 1980
- 36 Joey Galloway, 1995
- 35 Bobby Joe Edmonds, 1988

Most Punt Returns, Rookie, Season

- 36 Joey Galloway, 1995
- 34 Rufus Crawford, 1978
- Bobby Joe Edmonds, 1986

Most Punt Returns, Game

- 7 Walter Packer, vs. N.Y. Jets 11/13/77
- 6 Bobby Joe Edmonds, vs. L.A. Raiders 12/8/86
- 5 By 12 Players (Last: Joey Galloway, vs. Oakland 12/17/95)

FAIR CATCHES

Most Fair Catches, Career

- 60 Chris Warren, 1990-95
- 35 Kelvin Martin, 1993-94
- 26 Bobby Joe Edmonds, 1986-88

Most Fair Catches, Season

- 25 Chris Warren, 1992
- 20 Kelvin Martin, 1994
- 19 Chris Warren, 1991

Most Fair Catches, Game

- 5 James Jefferson, vs. Denver 10/22/89
- Chris Warren, vs. Pittsburgh 10/20/91
- Chris Warren, vs. Denver 11/30/92 (OT)

YARDS GAINED

Most Yards Gained, Career

- 1,010 Bobby Joe Edmonds, 1986-88
- 843 Paul Johns, 1981-84
- 819 Chris Warren, 1990-95

Most Yards Gained, Season

- 419 Bobby Joe Edmonds, 1986
- 360 Joey Galloway, 1995
- 349 Will Lewis, 1980

Most Yards Gained, Rookie, Season

- 419 Bobby Joe Edmonds, 1986
- 360 Joey Galloway, 1995
- 349 Will Lewis, 1980

Most Yards Gained, Game

- 105 Joey Galloway, vs. N.Y. Giants 11/5/95
- 103 Bobby Joe Edmonds, vs. Philadelphia 11/23/86
- 101 Bobby Joe Edmonds, vs. Pittsburgh 9/7/86

Longest Punt Return

- 89 Joey Galloway, vs. N.Y. Giants 11/5/95 (TD)
- 75 Will Lewis, vs. Denver 11/23/80 (TD)

Paul Johns, vs. L.A.

- Raiders 10/16/83 (TD)
- Bobby Joe Edmonds, vs. Philadelphia 11/23/86 (TD)

AVERAGE YARDAGE

Highest Average, Career (Minimum 50 Returns)

- 11.39 Paul Johns, 1981-84 (74-843)
- 11.35 Bobby Joe Edmonds, 1986-88 (89-1,010)
- 9.43 Paul Skansi, 1984-91 (53-500)

Highest Average, Season (Qualifiers)

- 12.55 Bobby Joe Edmonds, 1987 (20-251)
- 12.32 Bobby Joe Edmonds, 1986 (34-419)
- 11.29 Paul Johns, 1983 (28-316)

Highest Average, Rookie, Season (Qualifiers)

- 12.32 Bobby Joe Edmonds, 1986 (34-419)
- 11.06 Paul Johns, 1981 (16-177)
- 10.00 Joey Galloway, 1995 (36-360)

Highest Average, Game (Minimum 3 Returns)

- 32.00 Paul Johns, vs. L.A. Raiders 10/16/83 (3-96)
- 26.33 Paul Johns, vs. New England 9/16/84 (3-79)
- 26.26 Joey Galloway, vs. N.Y. Giants 11/5/95 (4-105)

TOUCHDOWNS

Most Touchdowns, Career

- 2 Paul Johns, 1981-84
- 1 By 4 Players

Most Touchdowns, Season

- 1 By 6 Players (Last: Joey Galloway, 1995)

Most Touchdowns, Rookie, Season

- 1 Will Lewis, 1980
- Bobby Joe Edmonds, 1986
- Joey Galloway, 1995

Most Touchdowns, Game

- 1 By 6 Players (Last: Joey Galloway, vs. N.Y. Giants 11/5/95)

KICKOFF RETURNS

Most Kickoff Returns, Career

- 101 Bobby Joe Edmonds, 1986-88
- 86 Chris Warren, 1990-95
- 82 Randall Morris, 1984-88

Most Kickoff Returns, Season

- 49 Zachary Dixon, 1983
- 43 Steve Broussard, 1995
- 40 Bobby Joe Edmonds, 1988

- Most Kickoff Returns, Game**
 8 Bobby Joe Edmonds, vs. L.A. Raiders 11/30/87
 7 By 3 Players
 (Last: David Hughes, vs. New England 9/16/84)

YARDS GAINED

- Most Yards Gained, Career**
 2,228 Bobby Joe Edmonds, 1986-88
 1,794 Chris Warren, 1990-95
 1,717 Al Hunter, 1977-80
- Most Yards Gained, Season**
 1,148 Zachary Dixon, 1983
 1,064 Steve Broussard, 1995
 900 Bobby Joe Edmonds, 1988

- Most Yards Gained, Rookie, Season**
 829 Rufus Crawford, 1978
 820 Al Hunter, 1977
 764 Bobby Joe Edmonds, 1986

- Most Yards Gained, Game**
 196 Jon Vaughn, at San Diego 10/30/94
 174 Oliver Ross, vs. Detroit 10/24/76
 173 Zachary Dixon, vs. St. Louis 11/13/83

- Longest Kickoff Return**
 97 James Jefferson, vs. Kansas City 10/8/89 (TD)
 94 Zachary Dixon, vs. St. Louis 11/13/83 (TD)
 93 Jon Vaughn, at San Diego 10/30/94 (TD)

HIGHEST YARDAGE

- Highest Average, Career (50 Returns)**
 22.06 Bobby Joe Edmonds, 1986-88 (101-2,228)
 22.01 Al Hunter, 1977-80 (78-1,717)
 20.86 Chris Warren, 1990-94 (86-1,794)

- Highest Average, Season (Qualifiers)**
 24.74 Steve Broussard, 1995 (43-1,064)
 24.06 Al Hunter, 1978 (16-385)
 23.69 Rufus Crawford, 1978 (35-829)

- Highest Average, Game (Minimum 3 Returns)**
 34.60 Zachary Dixon, vs. St. Louis 11/13/83 (5-173)
 34.33 David Hollis, vs. Kansas City 12/27/87 (3-103)
 34.00 Bobby Joe Edmonds, vs. Denver 10/26/86 (3-102)

TOUCHDOWNS

- Most Touchdowns, Career**
 1 Zachary Dixon, 1983-84
 James Jefferson, 1989-93
 Jon Vaughn, 1993-94

- Most Touchdowns, Season**
 1 Zachary Dixon, 1983

- James Jefferson, 1989
 Jon Vaughn, 1994

- Most Touchdowns, Rookie, Season**
 1 James Jefferson, 1989

- Most Touchdowns, Game**
 1 Zachary Dixon, vs. St. Louis 11/13/83
 James Jefferson, vs. Kansas City 10/8/89
 Jon Vaughn, at San Diego 10/30/94

COMBINED KICK RETURNS

- Most Combined Kick Returns, Career**
 190 Bobby Joe Edmonds, 1986-88 (89-P, 101-K)
 180 Chris Warren, 1990-95 (94-P, 86-K)
 102 Will Lewis, 1980-81 (57-P, 45-K)
- Most Combined Kick Returns, Season**
 75 Bobby Joe Edmonds, 1988 (35-P, 40-K)
 69 Rufus Crawford, 1978 (34-P, 35-K)
 68 Bobby Joe Edmonds, 1986 (34-P, 34-K)

- Most Combined Kick Returns, Game**
 9 Bobby Joe Edmonds, vs. L.A. Raiders 11/30/89 (1-P, 8-K)
 Bobby Joe Edmonds, vs. L.A. Raiders 12/18/88 (3-P, 6-K)
 8 By 10 Players
 (Last: David Hollis, vs. Green Bay 11/15/87 [4-P, 4-K])

YARDS GAINED

- Most Yards Returned, Career**
 3,238 Bobby Joe Edmonds, 1986-88 (1,010-P, 2,228-K)
 2,613 Chris Warren, 1990-95 (819-P, 1,794-K)
 1,717 Al Hunter, 1977-80 (1,717-K)
- Most Yards Gained, Season**
 1,240 Bobby Joe Edmonds, 1988 (340-P, 900-K)
 1,183 Bobby Joe Edmonds, 1986 (419-P, 764-K)
 1,148 Zachary Dixon, 1983 (1,148-K)

- Most Yards Returned, Game**
 196 Jon Vaughn, at San Diego 10/30/94 (196-K)
 188 Bobby Joe Edmonds, vs. L.A. Raiders 12/18/88 (34-P, 154-K)
 183 Bobby Joe Edmonds, vs. New England 9/21/86 (76-P, 107-K)

TOUCHDOWNS

Most Touchdowns, Career

- 2 Paul Johns, 1981-84 (2-P)
- 1 By 7 Players

Most Touchdowns, Season

- 1 By 9 Players
(Last: Joey Galloway,
1995 [1-P])

Most Touchdowns, Game

- 1 By 9 Players
(Last: Joey Galloway, vs.
N.Y. Giants 11/5/95 [1-
P])

FUMBLES

Most Fumbles, Career

- 108 Dave Krieg, 1980-91
- 49 Jim Zorn, 1976-84
- 38 Curt Warner, 1983-89

Most Fumbles, Season

- 18 Dave Krieg, 1989
- 16 Dave Krieg, 1990
- 13 Rick Mirer, 1993

Most Fumbles, Game

- 6 Dave Krieg, vs. Kansas
City 11/5/89
- 5 Dave Krieg, vs. San Diego
11/25/90 (OT)
- 4 By 2 Players
(Last: Dan McGwire, vs.
Indianapolis 12/4/94)

FUMBLES RECOVERED

Most Fumbles Recovered, Career, Own and Opponents

- 27 Dave Krieg, 1980-91
(27-own)
- 17 Jacob Green, 1980-91
(17-opp)
- 15 Eugene Robinson, 1985-
94 (14-opp, 1-own)

Most Fumbles Recovered, Season, Own and Opponents

- 9 Dave Krieg, 1989 (9-own)
- 5 By 4 Players
(Last: Rick Mirer, 1993
[5-own])

Most Fumbles Recovered, Game, Own and Opponents

- 3 Dave Krieg, vs. Chicago
12/20/87 (3-own)
Dave Krieg, vs. Kansas
City 11/5/89 (3-own)
Rick Mirer, at Detroit
10/17/93 (3-own)

OWN FUMBLES

RECOVERED

Most Own Fumbles Recovered, Career

- 27 Dave Krieg, 1980-91
- 13 Curt Warner, 1983-89
- 12 Jim Zorn, 1976-84

Most Own Fumbles Recovered, Season

- 9 Dave Krieg, 1989
- 5 By 3 Players
(Last: Rick Mirer, 1993)

Most Own Fumbles Recovered, Game

- 3 Dave Krieg, vs. Chicago
12/20/87 (3-own)
Dave Krieg, vs. Kansas
City 11/5/89 (3-own)
Rick Mirer, at Detroit
10/17/93 (3-own)

OPPONENTS' FUMBLES RECOVERED

Most Opponents' Fumbles Recovered, Career

- 17 Jacob Green, 1980-91
- 14 Eugene Robinson, 1985-
95
- 11 By 3 Players

Most Opponents' Fumbles Recovered, Season

- 5 Nesby Glasgow, 1989
- 4 By 11 Players
(Last: Terry Wooden,
1991)

Most Opponents' Fumbles Recovered, Game

- 2 By 12 Players
(Last: Patrick Hunter, vs.
Cleveland 11/14/93)

YARDS RETURNING FUMBLES

Longest Fumble Return

- 82 Antonio Edwards, at
Denver 12/10/95 (TD)
- 79 Jacob Green, vs. N.Y. Jets
10/27/85 (TD)
- 57 Corey Harris, vs. Oakland
12/17/95 (TD)

TOUCHDOWNS

Most Touchdowns, Career (Total)

- 2 Jacob Green, 1980-91
(2-opp)
Shelton Robinson, 1982-85
(2-opp)
- 1 By 11 Players

ONE OF A KIND

Chris Warren is the only person in franchise history to have a rushing, receiving, punt return, and kickoff return play of more than 50 yards in their career. Warren's long rush of 52 yards came at the San Diego Chargers in 1992 and was equalled at the Arizona Cardinals in 1995; long punt return of 59 yards (for a touchdown) came against the Indianapolis Colts in 1991; and long kickoff return of 71 yards came at the Denver Broncos in 1990. He completed the quartet with a 51 yard reception at Denver in 1994.

Most Touchdowns, Season (Total)

- 2 Shelton Robinson, 1983
(2-opp)
- 1 By 12 Players
(Last: Antonio Edwards
and Corey Harris, 1995
[1-opp])

Most Touchdowns, Career (Opponents' Recovered)

- 2 Jacob Green, 1980-91
Shelton Robinson, 1982-85
- 1 By 10 Players

Most Touchdowns, Season (Opponents' Recovered)

- 2 Shelton Robinson, 1983
- 1 By 13 Players
(Last: Antonio Edwards
and Corey Harris, 1995)

Most Touchdowns, Game (Opponents' Recovered)

- 1 By 15 Players
(Last: Corey Harris, vs.
Oakland 12/17/95)

COMBINED NET YARDS GAINED

**Yards Gained Via Rushing,
Receiving, Interception Return,
Punt Return, Kickoff Return,
and Fumble Return**

ATTEMPTS

Most Attempts, Career

- 1,854 Curt Warner, 1983-89
- 1,628 John L. Williams, 1986-93
- 1,398 Chris Warren, 1990-95

Most Attempts, Season

- 379 Curt Warner, 1983
- 374 Chris Warren, 1994
- 365 Curt Warner, 1986

Most Attempts, Rookie, Season

- 379 Curt Warner, 1983
- 162 Sherman Smith, 1976
John L. Williams, 1986

Most Attempts, Game

- 36 Chris Warren, at New
England 9/19/93
- 34 Curt Warner, vs. San
Diego 9/15/85
- 33 Curt Warner, vs. San
Diego 10/6/85

YARDS GAINED

Most Yards Gained, Career

- 13,396 Steve Largent, 1976-89
- 8,673 John L. Williams, 1986-93
- 8,427 Chris Warren, 1990-95

Most Yards Gained, Season

- 1,925 Chris Warren, 1992
- 1,868 Chris Warren, 1994
- 1,822 Curt Warner, 1986

Most Yards Gained, Rookie, Season

- 1,774 Curt Warner, 1983
- 1,583 Joey Galloway, 1995
- 1,172 Bobby Joe Edmonds, 1986

Most Yards Gained, Game

- 261 Steve Largent, vs. Detroit
10/18/87

- 239 John L. Williams, vs. L.A.
Raiders 12/18/88
- 237 Joey Galloway, at
Jacksonville 11/12/95

TACKLES

Most Tackles, Career

- 984 Eugene Robinson, 1985-95
- 813 Keith Butler, 1978-87
- 772 Joe Nash, 1982-95

Most Tackles, Season

- 153 Terry Beeson, 1978
- 140 Michael Jackson, 1981
- 136 Michael Jackson, 1980

Most Tackles, Game

- 18 Terry Beeson, vs. Houston
11/2/77
Sammy Green, vs.
Minnesota 10/8/78
- 16 By 8 Players
(Last: Rod Stephens, vs.
Cincinnati 11/6/94 [OT])

SACKS

Most Sacks, Career

- 116.0 Jacob Green, 1980-91
- 63.0 Jeff Bryant, 1982-93
- 47.5 Joe Nash, 1982-95

Most Sacks, Season

- 16.0 Jacob Green, 1983
- 14.5 Jeff Bryant, 1984
- 14.0 Cortez Kennedy, 1992

Most Sacks, Game

- 4.0 Jacob Green, vs. N.Y.
Giants 10/19/86
- 3.5 Jacob Green, vs. L.A.
Raiders 10/16/83
- 3.0 By 13 Players
(Last: Michael Sinclair,
vs. San Diego 10/3/93)

FORCED FUMBLES

Most Forced Fumbles, Career

- 28 Jacob Green, 1980-91
- 14 Rufus Porter, 1988-94
- 13 Joe Nash, 1982-95
Bruce Scholtz, 1982-88

Most Forced Fumbles, Season

- 7 Jacob Green, 1985
- 6 Jacob Green, 1981
Dave Brown, 1983

Most Forced Fumbles, Game

- 2 By 14 Players
(Last: Michael Sinclair,
vs. Denver 10/1/95)

BLOCKED KICKS

Most Blocked Punts, Career

- 3 Kerry Justin, 1978-83,
1986-87
- 2 By 4 Players

Most Blocked Punts, Season

- 2 By 4 Players
(Last: Kerry Justin, 1986)

Most Blocked Punts, Game

- 1 By 20 Players
(Last: Michael Bates, at
Indianapolis 10/2/94)

Most Blocked Field Goals, Career

- 8 Joe Nash, 1982-95
2 By 4 Players

Most Blocked Field Goals, Season

- 3 Joe Nash, 1989
2 Mike White, 1982
Joe Nash, 1984

Most Blocked Field Goals, Game

- 1 By 26 Players
(Last: Sam Adams at
Arizona 10/29/95 [OT])

Most Blocked PATs, Career

- 3 Mike White, 1981-82
2 By 3 Players

Most Blocked PATs, Season

- 2 Mike White, 1981
1 By 11 Players
(Last: Terry Wooden,
1995)

Most Blocked PATs, Game

- 1 By 12 Players
(Last: Terry Wooden, vs.
San Diego 10/22/95)

Most Blocked Kicks (Field Goals and PATs), Career

- 10 Joe Nash, 1982-95
(8 FG, 2 PAT)

- 5 Mike White, 1981-82
(2 FG, 3 PAT)
Jeff Bryant, 1982-93
(3 FG, 2 PAT)

Most Blocked Kicks (Field Goals and PATs), Season

- 3 Mike White, 1982
(2 FG, 1 PAT)
Joe Nash, 1989 (3 FG)
2 By 4 Players
(Last: Jeff Bryant and
Joe Nash, 1985)

Most Blocked Kicks (Field Goals and PATs), Game

- 1 By 39 Players
(Last: Sam Adams at
Arizona 10/29/95 [OT]
[FG])

Longest Return of Blocked Punt

- 32 Jessie Green, vs. N.Y. Jets
10/19/80
26 Steve Raible, vs. Green
Bay 10/10/76
17 Autry Beamon, vs.
Baltimore 9/18/77

Longest Return of Blocked Field Goal (All TDs Except as Noted)

- 62 Paul Moyer, vs. Cleveland
10/9/88 (no TD)
Vernon Dean, vs. L.A.
Rams 10/23/88
56 Byron Walker, vs. L.A.
Raiders 11/3/85

TEAM RECORDS

ATTENDANCE

Largest Single Season Regular Season Home Attendance

- 494,104 1988 (61,763)
493,657 1984 (61,707)
492,921 1986 (61,615)

Largest Single Game Regular Season Home Attendance

- 65,536 vs. San Diego 9/18/94
(at Husky Stadium)
64,411 vs. Denver 12/15/84
64,060 vs. L.A. Raiders 11/3/85

Largest Single Game Regular Season Road Attendance

- 81,201 at L.A. Raiders 12/15/85
78,847 at Kansas City 10/23/94
78,605 at Cleveland 10/9/88

GAMES WON

Most Consecutive Games Won (Regular Season)

- 8 1984
5 1986
4 1983-84

Most Consecutive Games Without Defeat (Regular Season)

- 8 1984
5 1986
4 1983-84

Most Games Won, Season

- 12 1984
10 1986
9 5 Times (Last: 1990)

Most Consecutive Games Won, One Season

- 8 1984
5 1986
3 7 Times (Last: 1990)

Most Consecutive Games Won, Start of Season

- 3 1986
2 1984, 1985, 1988, 1994

Most Consecutive Games Won, End of Season

- 5 1986
2 5 Times (Last: 1990)

Most Consecutive Home Games Won

- 8 1983-84
5 1987
1990-91

Most Consecutive Road Games, Won

- 5 1979-80
- 4 1984
- 3 1978, 1989, 1990, 1995

Most Shutout Games Won or Tied, Season

- 3 1984
- 2 1986
- 1 3 Times (Last: 1982)

Most Consecutive Shutout Games Won or Tied, Season

- 2 1984
- 1 6 Times (Last: 1986 [Twice])

Most Consecutive Overtime Games Won, Season

- 2 1990
(Ties NFL Record)
- 1 2 Times (Last: 1992)

GAMES LOST

Most Consecutive Games Lost

- 10 1980-81
- 9 1976-77
- 8 1992

Most Games Lost, Season

- 14 1992
- 12 1976, 1980
- 10 1981, 1993, 1994

Most Consecutive Games Lost, One Season

- 9 1980
- 8 1992
- 6 1994

Most Consecutive Games Lost, Start of Season

- 5 1976
- 4 1977
- 3 1990

Most Consecutive Games Lost, End of Season

- 9 1980
- 5 1976
- 4 1992

Most Consecutive Home Games Lost

- 8 1980
- 5 1992
- 4 1976, 1976-77, 1992

Most Consecutive Road Games Lost

- 8 1976-77, 1980-81
- 7 1992-93
- 5 1986, 1993, 1994-95

Most Shutout Games Lost or Tied, Season

- 2 1992
- 1 5 Times (Last: 1990)

Most Consecutive Shutout Games, Lost or Tied, Season

- 2 1992
- 1 5 Times (Last: 1990)

Most Consecutive Overtime Games Lost, Season

- 1 8 Times (Last: 1995)

SCORING

POINTS**Most Points, Season**

- 418 1984
- 403 1983
- 378 1979

Fewest Points, Season

- 127 1982 (9 games)
- 140 1992
(NFL record for 16 game season)
- 229 1976 (14 games)

Most Points, Game

- 56 vs. Buffalo 10/30/77
- 51 vs. Kansas City 11/27/83 (OT)
- 49 vs. San Diego 9/15/85

Fewest Points, Game

- 0 8 Times
(Last: vs. L.A. Raiders 10/18/92)

Most Points, Both Teams, Game

- 99 Seattle (51) vs. Kansas City (48) 11/27/83 (OT)
- 84 Seattle (49) vs. San Diego (35) 9/15/85
- 80 Seattle (43) at L.A. Raiders (37) 12/18/88

Fewest Points, Both Teams, Game

- 14 Seattle (14) vs. Washington (0) 9/28/80
- 16 4 Times
(Last: Seattle [6] at Denver [10] 12/20/92)

Most Points, Shutout Victory, Game

- 45 vs. Kansas City 11/4/84
- 37 vs. L.A. Raiders 12/8/86
- 33 vs. Cleveland 9/3/84

Fewest Points, Shutout Victory, Game

- 14 vs. Washington 9/28/80

OVERTIME GAMES

The Seahawks have a 4-9 all-time record in overtime games entering the 1996 season. Seattle has defeated the Kansas City Chiefs (1983), San Diego Chargers (1990), Houston Oilers (1990), and Denver Broncos (1992), while losing to the Broncos four times (1978, 1985, 1989, and 1990), the Arizona Cardinals twice (1993 and 1995), the Los Angeles Raiders (1991), the Philadelphia Eagles (1992), and the Cincinnati Bengals (1994) once each. Seattle is 3-6 in the Kingdome and 1-3 on the road.

- 16 vs. Pittsburgh 11/28/82
- 17 vs. N.Y. Jets 11/13/77

Most Points Overcome to Win Game

- 20 at Denver 12/10/95
(Trailed 0-20, Won 31-27)
- 18 vs. Pittsburgh 11/8/81
(Trailed 3-21, Won 24-21)
- 14 2 Times
(Last: vs. Kansas City 11/27/83 [OT] [Trailed 14-28, Won 51-48])

Most Points, Each Half

- 1st:** 42 vs. Buffalo 10/30/77
- 34 vs. Kansas City 12/11/77
- 31 vs. Kansas City 11/4/84 vs. Kansas City 9/11/88
- 2nd:** 37 vs. Kansas City 11/27/83 (OT) (Includes 3 points in overtime)
- 35 vs. San Diego 9/15/85
- 31 vs. L.A. Raiders 10/16/83 vs. New England 9/21/86

Most Points, One Quarter

- 28 4 Times
(Last: vs. Kansas City 9/11/88 [2nd])

Most Points, Each Quarter

- 1st:** 21 vs. Cincinnati 9/6/81 vs. Detroit 10/18/87 vs. N.Y. Giants 11/5/95
- 2nd:** 28 vs. Buffalo 10/30/77 vs. Kansas City 11/4/84 vs. Kansas City 9/11/88
- 3rd:** 28 vs. San Diego 9/15/85
- 24 vs. Chicago 11/5/78
- 20 vs. Kansas City 9/20/87 vs. Chicago 12/20/87
- 4th:** 24 vs. New England 9/21/86
- 21 vs. Detroit 9/24/78 at Denver 12/10/95
- OT:** 3 4 Times (Last: vs. Denver 11/30/92)

GAMES

Most Consecutive Games Scoring

- 112 1982-89
- 57 1992-95
- 36 1990-92

TOUCHDOWNS

Most Touchdowns, Season

- 51 1984
- 50 1983
- 46 1979, 1987

Fewest Touchdowns, Season

- 14 1982 (9 games) 1992
- 28 1989

Most Touchdowns, Game

- 8 vs. Buffalo 10/30/77
- 7 vs. San Diego 9/15/85
- 6 5 Times
(Last: vs. Denver 12/11/88)

Most Touchdowns, Both Teams, Game

- 13 Seattle (6) vs. Kansas City (7) 11/27/83 (OT)

- 12 Seattle (7) vs. San Diego (5) 9/15/85

- 10 3 Times
(Last: Seattle [4] vs. Green Bay [6] 10/15/78)

Most Consecutive Games Scoring Touchdowns

- 48 1982-85
- 34 1985-88
- 30 1977-79

POINTS AFTER TOUCHDOWN

Most Points After Touchdown, Season

- 50 1984
- 49 1983
- 44 1987

Fewest Points After Touchdown, Season

- 13 1982 (9 games)
- 14 1992
- 25 1994

Most Points After Touchdown, Game

- 8 vs. Buffalo 10/30/77
- 7 vs. San Diego 9/15/85
- 6 6 Times
(Last: at Jacksonville 11/12/95)

Most Points After Touchdown, Both Teams, Game

- 12 Seattle (6) vs. Kansas City (6) 11/27/83 (OT)
- 10 2 Times
(Last: Seattle [4] vs. Green Bay [6] 10/15/78)

TWO-POINT CONVERSIONS

(Two-point conversion rule was adopted in 1994)

Most Two-Point Conversion Attempts, Season

- 6 1994

Most Two-Point Conversion Attempts, Game

- 2 at Kansas City 10/23/94 vs. San Diego 10/22/95
- 1 4 Times
(Last: at Cleveland 12/24/94)

Most Two-Point Conversions Made, Season

- 4 1994

Most Two-Point Conversions Made, Game

- 2 at Kansas City 10/23/94
- 1 4 Times
(Last: at Cleveland 12/24/94)

FIELD GOALS

Most Field Goals Attempted, Season

- 35 1986
- 32 1990
- 31 1980, 1991

Fewest Field Goals Attempted, Season

- 14 1982 (9 games)

16 1976
18 1977

**Most Field Goals Attempted,
Game**

6 vs. Kansas City 9/20/87
5 3 Times
(Last: vs. L.A. Raiders
12/18/88)

**Most Field Goals Attempted,
Both Teams, Game**

8 Seattle (5) vs. L.A.
Raiders (3) 12/18/88
Seattle (2) at San Diego
(6) 9/5/93
7 9 Times
(Last: Seattle [1] vs.
Cincinnati [6] 11/6/94
[OT])

Most Field Goals, Season

25 1991
23 1990, 1993, 1995

Fewest Field Goals, Season

9 1976, 1977
10 1982 (9 games)

Most Field Goals, Game

5 vs. Kansas City 9/20/87
vs. L.A. Raiders 12/18/88
4 7 Times
(Last: vs. Philadelphia
12/3/95)

**Most Field Goals, Both Teams,
Game**

8 Seattle (5) vs. L.A.
Raiders (3) 12/18/88
7 Seattle (1) at San Diego
(6) 9/5/93
Seattle (1) vs. Cincinnati
11/6/93 (6) (OT)

Most Consecutive Games

Scoring Field Goals

15 1990-91
10 1978-79
9 1983-84
1995

SAFETIES

Most Safeties, Season

4 1993
(ties NFL record)
1 7 Times
(Last: 1995)

Most Safeties, Game

1 11 Times
(Last: at Jacksonville
11/12/95)

**Most Safeties, Both Teams,
Game**

2 Seattle (0) vs. Denver
(2) 1/2/83
Seattle (1) vs. Cleveland
(1) 11/14/93
1 28 Times
(Last: Seattle [1] at
Jacksonville 11/12/95)

FIRST DOWNS

Most Seasons Leading League

1 1978

Most First Downs, Season

345 1978

315 1979
311 1995

Fewest First Downs, Season

159 1982 (9 games)
207 1992
237 1976

Most First Downs, Game

34 vs. San Diego 11/22/87
33 vs. Kansas City 11/27/83
(OT)
30 3 Times
(Last: vs. Denver
12/11/88)

Fewest First Downs, Game

1 vs. L.A. Rams 11/4/79
2 vs. New England 12/4/88
6 3 Times
(Last: at Dallas
10/11/92)

**Most First Downs, Rushing,
Season**

150 1978
131 1983
125 1988

**Fewest First Downs, Rushing,
Season**

51 1982 (9 games)
75 1976
76 1992

**Most First Downs, Rushing,
Game**

19 vs. San Diego 11/22/87
18 vs. Kansas City 11/27/83
(OT)
16 vs. Denver 12/11/88

**Fewest First Downs, Rushing,
Game**

0 vs. L.A. Rams 11/4/79
vs. New England 12/4/88
vs. L.A. Raiders 10/18/92

**Most First Downs, Passing,
Season**

180 1989
179 1985
171 1979, 1984, 1995

**Fewest First Downs, Passing,
Season**

89 1982 (9 games)
114 1992
116 1977

**Most First Downs, Passing,
Game**

21 vs. Denver 11/20/83
20 vs. Denver 12/15/84
18 vs. San Diego 10/29/89

**Fewest First Downs, Passing,
Game**

1 vs. L.A. Rams 11/4/79
2 4 Times
(Last: vs. Chicago
9/9/90)

**Most First Downs, Penalty,
Season**

39 1978
28 1994
27 1987, 1988

**Fewest First Downs, Penalty,
Season**

10 1986
14 1991
16 1983

Most First Downs, Penalty, Game
 6 vs. N.Y. Jets 9/17/78
 vs. San Diego 11/16/81
 vs. San Diego 9/18/94

Highest Average Gain, Season
 5.38 1986 (1,005-5,409)
 5.31 1979 (1,046-5,557)
 5.14 1978 (1,082-5,511)

NET YARDS GAINED RUSHING AND PASSING

Most Plays, Season

1090 1985
 1072 1978
 1046 1979

Fewest Plays, Season

589 1982 (9 games)
 869 1977
 882 1976

Most Plays, Game

85 vs. Kansas City 11/27/83
 (OT)
 84 vs. Kansas City 9/29/85
 vs. San Diego 11/22/87

Fewest Plays, Game

35 vs. L.A. Rams 11/4/79
 41 vs. New England 12/4/88
 42 vs. Washington 12/23/89

Most Net Yards Gained, Season

5557 1979
 5511 1978
 5409 1986

Fewest Net Yards Gained, Season

2594 1982 (9 games)
 3374 1992
 4062 1976

Most Net Yards Gained, Game

559 vs. Buffalo 10/30/77
 536 vs. Denver 12/20/86
 531 vs. Kansas City 11/27/83
 (OT)

Fewest Net Yards Gained, Game

-7 vs. L.A. Rams 11/4/79
 (NFL Record)
 62 at Dallas 10/11/92
 65 vs. New England 12/4/88

Most Consecutive Games, 400 or More Yards Gained

4 1986
 2 4 Times
 (Last: 1988)

Most Consecutive Games, 300 or More Yards Gained

7 1978-79
 6 1980, 1986

Lowest Average Gain, Season

4.40 1982 (589-2,594
 (9 games)
 4.55 1989 (1,010-4,596)
 4.57 1994 (1,018-4,652)

RUSHING

ATTEMPTS

Most Rushing Attempts, Season

561 1978
 546 1983
 517 1988

Fewest Rushing Attempts, Season

227 1982 (9 games)
 374 1976
 394 1991

Most Rushing Attempts, Game

57 vs. N.Y. Jets 9/11/83
 56 vs. San Diego 9/18/83
 54 vs. San Diego 11/22/87

Fewest Rushing Attempts, Game

7 vs. L.A. Raiders 11/17/91
 9 vs. Washington 12/23/89
 12 3 Times
 (Last: vs. Atlanta
 12/15/91)

YARDS GAINED

Most Yards Gained Rushing, Season

2394 1978
 2300 1986
 2178 1995

Fewest Yards Gained Rushing, Season

795 1982 (9 games)
 1392 1989
 1413 1976

Most Yards Gained Rushing, Game

298 vs. Denver 12/20/86
 280 vs. Kansas City 11/27/83
 (OT)
 277 vs. San Diego 11/22/87

Fewest Yards Gained Rushing, Game

20 vs. New England 12/4/88
 23 vs. L.A. Rams 11/4/79
 vs. L.A. Raiders 11/17/91

NO TIES

Along with the two new expansion teams, the Seahawks are the only team in the history of the NFL not to have played a tie game. The Cincinnati Bengals and Tampa Bay Buccaneers have each played one. The closest Seattle has come to a tie was a 20-17 loss to the Philadelphia Eagles in 1992, in which the Eagles kicked the game-winning field goal as the gun sounded in overtime. There has not been a tie game played in the regular season since the Cleveland Browns and Kansas City Chiefs tied 10-10 during the 1989 season.

AVERAGE GAIN

Highest Average Gain, Rushing, Season

4.57	1995 (477-2,178)
4.48	1986 (513-2,300)
4.34	1994 (480-2,084)

Lowest Average Gain, Rushing, Season

3.32	1984 (495-1,645)
3.44	1989 (405-1,392)
3.50	1982 (227-795) (9 games)

TOUCHDOWNS

Most Touchdowns, Rushing, Season

28	1978
24	1979
20	1995

Fewest Touchdowns, Rushing, Season

4	1982 (9 games) 1992
5	1989

Most Touchdowns, Rushing, Game

4	7 Times (Last: at Jacksonville 11/12/95)
---	--

PASSING

ATTEMPTS

Most Passes Attempted, Season

575	1985
559	1989
523	1979

Fewest Passes Attempted, Season

326	1982 (9 games)
387	1977
405	1987

Most Passes Attempted, Game

61	vs. Kansas City 9/29/85
51	3 Times (Last: vs. L.A. Rams 9/23/85)

Fewest Passes Attempted, Game

14	vs. Kansas City 12/11/77
15	vs. Pittsburgh 12/6/87
16	3 Times (Last: vs. Cincinnati 11/18/84)

Most Passes Attempted, Both Teams, Game

84	Seattle (42) vs. San Diego (42) 12/14/80
	Seattle (46) vs. Kansas City (38) 12/9/84
	Seattle (31) vs. Phoenix (53) 12/19/93 (OT)

Fewest Passes Attempted, Both Teams, Game

30	Seattle (20) vs. New England (10) 12/4/88
33	Seattle (15) vs. Pittsburgh (18) 12/6/87
38	Seattle (23) vs. New England (15) 10/9/77

COMPLETIONS

Most Passes Completed, Season

316	1989
307	1981
304	1985

Fewest Passes Completed, Season

175	1977
176	1982 (9 games)
229	1976

Most Passes Completed, Game

33	vs. Atlanta 10/13/85
31	vs. Kansas City 9/27/81 vs. Denver 11/20/83

Fewest Passes Completed, Game

2	vs. L.A. Rams 11/4/79
4	vs. L.A. Raiders 10/16/83
5	vs. New England 10/9/77

Most Passes Completed, Both Teams, Game

56	Seattle (22) vs. San Diego (34) 9/15/85
54	Seattle (25) vs. San Diego (29) 10/9/83
52	Seattle (25) vs. N.Y. Jets (27) 11/2/86

Fewest Passes Completed, Both Teams, Game

14	Seattle (5) vs. New England (9) 10/9/77
	Seattle (9) vs. New England (5) 12/4/88
17	Seattle (10) vs. Cleveland (7) 12/18/77

YARDS GAINED

Most Net Yards Gained, Passing, Season

3590	1979
3427	1981
3423	1984

Fewest Net Yards Gained, Passing, Season

1778	1992
1799	1982 (9 games)
2328	1977

Most Net Yards Gained, Passing, Game

406	vs. Denver 11/25/84
391	vs. New Orleans 11/18/79
389	vs. L.A. Raiders 12/18/88

Fewest Net Yards, Gained Passing, Game

-30	vs. L.A. Rams 11/4/79
2	vs. L.A. Raiders 10/16/83
24	at Dallas 10/11/92 vs. Philadelphia 12/13/92 (OT)

TIMES SACKED

Most Times Sacked, Season

67	1992
53	1985
51	1980

Fewest Times Sacked, Season

21	1977
23	1979
28	1976

Most Times Sacked, Game
 9 vs. Kansas City 11/11/90
 8 vs. Cleveland 9/12/82
 vs. Dallas 12/4/83
 at Denver 12/20/92

COMPLETION PERCENTAGE
Highest Completion Percentage, Season

59.42 1991 (488-290)
 59.16 1986 (453-268)
 59.15 1990 (448-265)

Lowest Completion Percentage, Season

45.22 1977 (387-175)
 47.71 1976 (480-229)
 48.32 1992 (476-230)

TOUCHDOWNS

Most Touchdowns, Passing, Season

32 1984
 31 1987
 28 1985

Fewest Touchdowns, Passing, Season

9 1982 (9 games)
 1992
 13 1976, 1993, 1994

Most Touchdowns, Passing, Game

5 vs. Detroit 12/2/84
 vs. San Diego 9/15/85
 vs. L.A. Raiders 11/28/88

Most Touchdowns, Passing, Both Teams, Game

10 Seattle (5) vs. San Diego (5) 9/15/85
 7 5 Times
 (Last: Seattle [3] vs. Phoenix [4] 9/17/89)

PASSES HAD INTERCEPTED

Most Passes Had Intercepted, Season

32 1977
 30 1976
 26 1984, 1991

Fewest Passes Had Intercepted, Season

9 1994
 13 1982 (9 games)
 14 1986

Most Passes Had Intercepted, Game

6 vs. Detroit 10/24/76
 vs. Kansas City 12/9/84
 5 2 Times
 (Last: vs. Kansas City 9/29/85)

PUNTING

Most Punts, Season

108 1992
 95 1984
 91 1985, 1993, 1994

Fewest Punts, Season

49 1982 (9 games)

61 1987
 64 1977

Most Punts, Game

12 vs. Denver 11/28/93
 11 3 Times
 (Last: vs. Philadelphia 12/13/92 [OT])

Fewest Punts, Game

1 8 Times
 (Last: vs. Detroit 12/30/90)

AVERAGE YARDAGE
Highest Average Distance, Punting, Season

45.00 1995 (83-3,735)
 44.07 1992 (108-4,760)
 44.03 1993 (91-4,007)

Lowest Average Distance, Punting, Season

36.89 1978 (69-2,543)
 37.40 1976 (82-3,067)
 37.55 1984 (95-3,567)

HAD BLOCKED

Most Punts Had Blocked, Season

3 1979
 2 1977, 1980

Most Punts Had Blocked, Game

2 vs. Kansas City 9/30/79
 1 8 Times
 (Last: at Kansas City 1/2/94)

Most Consecutive Punts Without A Block

612 1980-88
 521 1989-93
 177 1993-95

INSIDE THE 20

Most Punts Inside the Opponents' 20 Yard Line, Season

33 1994
 29 1992
 25 1983

Fewest Punts Inside the Opponents' 20 Yard Line, Season

9 1982 (9 games)
 10 1986
 11 1977, 1979, 1991

Most Punts Inside the Opponents' 20 Yard Line, Game

5 vs. New England 12/18/83
 vs. Denver 11/30/92 (OT)
 at Washington 9/4/94

PUNT RETURNS

Most Punt Returns, Season

53 1985
 44 1984
 41 1981

Fewest Punt Returns, Season

21 1982 (9 games)
 30 1989
 31 1977

Most Punt Returns, Game

7 vs. Tampa Bay 10/17/76
 vs. N.Y. Jets 11/13/77

6 3 Times
(Last: vs. L.A. Raiders
12/8/86)

Fewest Punt Returns, Game

0 23 Times
(Last: vs. San Diego
9/18/94)

FAIR CATCHES

Most Fair Catches, Season

27 1992
23 1994
20 1991

Fewest Fair Catches, Season

4 1977
5 1978
6 4 Times
(Last: 1983)

Most Fair Catches, Game

5 4 Times
(Last: vs. Denver
11/30/92 [OT])

YARDS GAINED

Most Yards, Punt Returns, Season

484 1984
483 1985
457 1986

Fewest Yards, Punt Returns, Season

217 1977
228 1982 (9 games)
246 1976

Most Yards, Punt Returns, Game

105 vs. N.Y. Giants 11/5/95
103 vs. Philadelphia 11/23/86
101 vs. Pittsburgh 9/7/86

Fewest Yards, Punt Returns, Game

-2 vs. Washington 9/19/76
at N.Y. Giants 10/25/92
0 27 Times
(Last: at Denver
12/10/95)

AVERAGE YARDS RETURNING PUNTS

Highest Average, Punt Returns, Season

11.72 1986 (39-457)
11.00 1984 (44-484)
10.86 1982 (21-228) (9 games)

Lowest Average, Punt Returns, Season

6.31 1976 (39-246)
7.00 1977 (31-217)
7.45 1992 (38-283)

TOUCHDOWNS RETURNING PUNTS

Most Touchdowns, Punt Returns, Season

1 6 Times
(Last: 1995)

Most Touchdowns, Punt Returns, Game

1 6 Times
(Last: vs. N.Y. Giants
11/5/95)

KICKOFF RETURNS

Most Kickoff Returns, Season

79 1976
73 1977
1980

Fewest Kickoff Returns, Season

29 1982 (9 games)
50 1990, 1992, 1993

Most Kickoff Returns, Game

9 vs. New Orleans 11/21/76
vs. Kansas City 11/27/83
(OT)

8 9 Times
(Last: vs. Denver
11/26/89)

Fewest Kickoff Returns, Game

0 4 Times
(Last: at Detroit
10/17/93)

YARDS GAINED

Most Yards, Kickoff Returns, Season

1,620 1995
1,605 1976
1,575 1983

Fewest Yards, Kickoff Returns, Season

544 1982 (9 games)
885 1992
931 1993

Most Yards, Kickoff Returns, Game

251 vs. New Orleans 11/21/76
209 vs. Kansas City 11/27/83
(OT)

204 vs. San Diego 12/10/78

Fewest Yards, Kickoff Returns, Game

0 4 Times
(Last: at Detroit
10/17/93)

AVERAGE YARDAGE

Highest Average, Kickoff Returns, Season

22.54 1978 (67-1,510)
22.50 1995 (72-1,620)
22.18 1983 (71-1,575)

Lowest Average, Kickoff Returns, Season

17.70 1992 (50-885)
18.52 1981 (69-1,278)
18.62 1993 (50-931)

TOUCHDOWNS

Most Touchdowns, Kickoff Returns, Season

1 3 Times
(Last: 1994)

Most Touchdowns, Kickoff Returns, Game

1 at St. Louis 11/13/83
vs. Kansas City 10/8/89
at San Diego 10/30/94

FUMBLES

Most Fumbles, Season

43 1989
41 1981
38 1980

Fewest Fumbles, Season

21 1982 (9 games)
24 1984
1995

Most Fumbles, Game

8 vs. Houston 11/20/77
vs. Kansas City 11/5/89
at Arizona 10/29/95 (OT)

Fewest Fumbles, Game

0 36 Times
(Last: at Kansas City
12/24/95)

FUMBLES LOST

Most Fumbles Lost, Season

23 1981
20 1983
19 1978, 1994

Fewest Fumbles Lost, Season

9 1995
11 1982 (9 games)
13 1977, 1984, 1986, 1993

Most Fumbles Lost, Game

5 vs. Green Bay 10/15/78
vs. Denver 12/13/81
4 4 Times
(Last: vs. Kansas City
11/5/89)

Fewest Fumbles Lost, Game

0 98 Times
(Last: at Kansas City
12/24/95)

FUMBLES RECOVERED

Most Fumbles Recovered, Season, Own and Opponents

44 1983 (16 own, 28 opp)
42 1989 (29 own, 13 opp)
41 1981 (14 own, 27 opp)

Fewest Fumbles Recovered, Season, Own and Opponents

19 1982 (10 own, 9 opp)
(9 games)
20 1995 (11 own, 9 opp)
21 1977 (10 own, 11 opp)
1986 (7 own, 14 opp)

Most Fumbles Recovered, Game, Own and Opponents

8 vs. Cleveland 12/20/81
(1 own, 7 opp)
7 vs. Chicago 12/20/87
(4 own, 3 opp)
vs. San Diego 11/25/90
(4 own, 3 opp)

Most Own Fumbles Recovered, Season

29 1989
22 1980
18 1992

Fewest Own Fumbles Recovered, Season

7 1986
8 1984
9 1976, 1991

Most Opponents Fumbles Recovered, Season

28 1983
27 1981
25 1984

Fewest Opponents Fumbles Recovered, Season

9 1982 (9 games)
1995
11 1977, 1980, 1994

Most Opponents Fumbles Recovered, Game

7 vs. Cleveland 12/20/81
5 vs. L.A. Raiders 10/16/83
vs. Cleveland 11/14/93

TOUCHDOWNS

Most Touchdowns, Fumbles Recovered, Season, Own and Opponents

2 1981 (2 opp)
1983 (2 opp)
1993 (2 opp)
1995 (2 opp)





**Most Touchdowns, Opponents
Fumbles Recovered, Season**
2 1981, 1983, 1993, 1995

**Most Touchdowns, Fumbles
Recovered, Game, Own and
Opponents**

1 15 Times
(Last: vs. Oakland
12/17/95 [opp])

TURNOVERS

(Number of times losing the ball
on interceptions and fumbles)

Most Turnovers, Season

48 1976 (30 ints, 18 fums)
45 1977 (32 ints, 13 fums)
43 1991 (26 ints, 17 fums)

Fewest Turnovers, Season

24 1982 (13 ints, 11 fums)
(9 games)
27 1986 (14 ints, 13 fums)
28 1994 (9 ints, 19 fums)

Most Turnovers, Game

8 vs. Detroit 10/24/76
(6 ints, 2 fums)
vs. Denver 11/20/83
(4 ints, 4 fums)
7 3 Times
(Last: at Arizona
10/29/95 [OT] [4 ints, 3
fums])

**Most Turnovers, Both Teams,
Game**

14 Seattle (4) vs. Cleveland
(10) 12/20/81
11 Seattle (7) vs. Kansas

City (4) 9/29/85
Seattle (8) at Arizona (3)
10/29/95 (OT)

**Fewest Turnovers, Both Teams,
Game**

0 Seattle (0) vs. L.A.
Raiders (0) 12/18/94
1 12 Times
(Last: Seattle [0] at
Kansas City [1]
12/24/95)

PENALTIES

Fewest Penalties, Season

59 1982 (9 games)
76 1977
79 1987, 1989

Most Penalties, Season

128 1984
111 1992
109 1980

Fewest Penalties, Game

0 vs. Pittsburgh 12/6/87
1 vs. St. Louis 9/12/76
vs. L.A. Raiders 12/18/88

Most Penalties, Game

17 vs. Green Bay 10/21/84
15 vs. Tampa Bay 10/17/76
vs. San Diego 10/9/83

**Fewest Penalties, Both Teams,
Game**

5 Seattle (3) vs. Detroit (2)
12/2/84
Seattle (5) vs. New
Orleans (0) 11/10/85
Seattle (3) vs. Kansas
City (2) 12/1/91

Most Penalties, Both Teams, Game

- 35 Seattle (15) vs. Tampa Bay (20) 10/17/76
- 28 Seattle (17) vs. Green Bay (11) 10/21/84
- 24 Seattle (10) vs. L.A. Raiders (14) 11/3/85

YARDS PENALIZED**Fewest Yards Penalized, Season**

- 523 1982 (9 games)
- 666 1977
- 668 1987

Most Yards Penalized, Season

- 1,179 1984
- 918 1992
- 903 1979

Fewest Yards Penalized, Game

- 0 vs. Pittsburgh 12/6/87
- 10 vs. L.A. Raiders 12/18/88 vs. Kansas City 11/5/89

Most Yards Penalized, Game

- 145 vs. Denver 12/8/79
- 129 at Jacksonville 11/12/95
- 128 vs. Green Bay 10/21/84

Fewest Yards Penalized, Both Teams, Game

- 27 Seattle (20) vs. Kansas City (7) 12/1/91
- 30 Seattle (20) vs. Detroit (10) 12/2/84
- 34 Seattle (10) vs. L.A. Raiders (24) 12/18/88

Most Yards Penalized, Both Teams, Game

- 310 Seattle (120) vs. Tampa Bay (190) 10/17/76
- 273 Seattle (145) vs. Denver (128) 12/8/79
- 236 Seattle (45) vs. Philadelphia (191) 12/13/92 (OT)

TIME OF POSSESSION**Highest Average Time of Possession, Season**

- 30:47 1990
- 30:46 1984
- 30:35 1987

Lowest Average Time of Possession, Season

- 28:04 1982
- 28:38 1988
- 28:30 1995

Highest Time of Possession, Game

- 41:35 vs. San Diego 11/22/87
- 40:21 vs. Denver 10/22/89 (OT)
- 39:55 vs. Pittsburgh 10/20/91

Lowest Time of Possession, Game

- 14:28 vs. L.A. Rams 11/4/79
- 17:10 vs. San Francisco 9/25/88
- 17:58 vs. New England 12/19/82

DEFENSIVE RECORDS**SCORING****Fewest Points Allowed, Season**

- 147 1982 (9 games)
- 261 1991
- 282 1984

Most Points Allowed, Season

- 429 1976
- 408 1980
- 397 1983

Fewest Points Allowed, Game

- 0 8 Times (Last: vs. L. A. Raiders 12/8/86)

Most Points Allowed, Game

- 51 vs. New Orleans 11/21/76 vs. Dallas 11/27/80
- 48 vs. Kansas City 11/27/83 (OT)

Fewest Touchdowns Allowed, Season

- 18 1982 (9 games)
- 25 1991
- 32 1990, 1992, 1993

Most Touchdowns Allowed, Season

- 53 1976
- 48 1983
- 47 1980

Fewest Touchdowns Allowed, Game

- 0 25 Times (Last: vs. Kansas City 11/27/94)

Most Touchdowns Allowed, Game

- 7 vs. Dallas 11/27/80 vs. Kansas City 11/27/83
- 6 4 Times (Last: vs. Green Bay 10/15/78)

FIRST DOWNS**Fewest First Downs Allowed, Season**

- 167 1982 (9 games)
- 247 1992
- 263 1991

Most First Downs Allowed, Season

- 371 1981
- 351 1983
- 350 1979

Fewest First Downs Allowed, Game

- 6 vs. San Diego 11/22/87
- 8 at N.Y. Jets 11/13/77

9 vs. Pittsburgh 9/7/86
vs. Indianapolis 9/29/91

Most First Downs Allowed, Game

32 at San Diego 9/15/85
31 at Chicago 12/20/87
30 at Denver 9/23/90 (OT)

Fewest First Downs Allowed, Rushing, Season

86 1982 (9 games)
1990
90 1985

Most First Downs Allowed, Rushing, Season

175 1981
166 1976
153 1978

Fewest First Downs Allowed, Rushing, Game

0 at Green Bay 12/9/90
1 4 Times
(Last: vs. Indianapolis 9/29/91)

Most First Downs Allowed, Rushing, Game

19 vs. New Orleans 11/21/76
18 3 Times
(Last: at Kansas City 11/22/81)

Fewest First Downs Allowed, Passing, Season

68 1982 (9 games)
125 1977
129 1992

Most First Downs Allowed, Passing, Season

195 1983
193 1993
192 1986

Fewest First Downs Allowed, Passing, Game

2 vs. Kansas City 12/17/78
vs. Oakland 11/17/80
vs. Cleveland 11/14/93

Most First Downs Allowed, Passing, Game

27 at San Diego 9/15/85
20 at Oakland 12/16/79
19 3 Times
(Last: vs. Pittsburgh 9/25/94)

Fewest First Downs Allowed, Penalty, Season

12 1991
13 1982 (9 games)
16 1987, 1988, 1989

Most First Downs Allowed, Penalty, Season

33 1979
29 1984
28 1983

Most First Downs Allowed, Penalty, Game

5 vs. Minnesota 9/30/84
at Denver 10/31/94
4 11 Times
(Last: vs. Cincinnati 9/6/92)

OFFENSIVE PLAYS

Fewest Opponents Plays Allowed, Season

600 1982 (9 games)
950 1990
954 1987

Most Opponents Plays Allowed, Season

1126 1981
1085 1993
1078 1979, 1995

Fewest Opponents Plays Allowed, Game

39 vs. San Diego 11/22/87
41 vs. Pittsburgh 10/20/91
43 vs. L.A. Raiders 9/16/90

Most Opponents Plays Allowed, Game

95 vs. L.A. Rams 11/4/79
vs. Philadelphia 12/13/92 (OT)
88 vs. Denver 10/29/78 (OT)

Fewest Opponents Plays Allowed, Rushing, Season

337 1982 (9 games)
413 1990
435 1991

Most Opponents Plays Allowed, Rushing, Season

614 1976
596 1977
588 1981

PRONUNCIATION GUIDE

Beede	BEE-dee
Bloedorn	BLOW-dorn
Brasher	BRAY-zure
Broussard	BRO-sard
Bryant, Keif	KEEF
Crumpler, Carlester	CAR-lester
Fauria	four-E-aye
Friesz	FREEZE
Keim	KIME
Mawae	ma-WHY
Mirer	MIRE
Proehl	PROLL
Tuten	TOOT-n
Seigler	SEEG-ler
Unverzagt	un-VEER-zot

Fewest Opponents Plays Allowed, Rushing, Game

10 vs. Green Bay 12/9/90
 12 vs. San Diego 11/22/87
 13 3 Times
 (Last: vs. Indianapolis 9/29/91)

Most Opponents Plays Allowed, Rushing, Game

63 vs. L.A. Rams 11/4/79
 61 vs. Cincinnati 10/11/87
 60 2 Times
 (Last: vs. Pittsburgh 10/23/83)

Fewest Opponents Plays Allowed, Passing, Season

253 1982 (9 games)
 367 1977
 394 1976

Most Opponents Plays Allowed, Passing, Season

633 1993
 582 1986
 1995

Fewest Opponents Attempts Allowed, Passing, Game

9 at N.Y. Giants 10/25/92
 10 vs. New England 12/4/88
 11 vs. Cincinnati 10/11/87

Most Opponents Attempts Allowed, Passing, Game

59 vs. Kansas City 9/11/88
 55 vs. Kansas City 11/4/84
 at Houston 11/7/93

NET YARDS ALLOWED RUSHING AND PASSING

Fewest Yards Allowed, Season

2794 1982 (9 games)
 4583 1992
 4606 1990

Most Yards Allowed, Season

6029 1983
 5940 1981
 5834 1979

Fewest Yards Allowed, Game

120 vs. Cleveland 9/3/84
 124 vs. N.Y. Jets 11/13/77
 137 vs. Indianapolis 9/29/91

Most Net Yards Allowed, Game

580 vs. San Francisco 9/25/88
 557 vs. San Diego 9/15/85
 553 vs. N.Y. Jets 11/2/86

RUSHING

Fewest Yards Allowed, Rushing, Season

1461 1982 (9 games)
 1606 1990
 1660 1993

Most Yards Allowed Rushing, Season

2881 1976
 2806 1981
 2517 1978

Fewest Yards Allowed, Rushing, Game

13 vs. Green Bay 12/9/90
 17 vs. San Diego 11/22/87
 30 at Cincinnati 9/26/93

Most Yards Allowed, Rushing, Game

356 vs. L.A. Raiders 11/30/87
 303 vs. L.A. Rams 11/4/79
 281 vs. St. Louis 9/12/76

Fewest Touchdowns Allowed, Rushing, Season

4 1991
 7 1990
 11 1984, 1989, 1995

Most Touchdowns Allowed, Rushing, Season

23 1979
 21 1977
 20 1976, 1978, 1981

Most Touchdowns Allowed, Rushing, Game

4 3 Times
 (Last: vs. Dallas 11/27/80)

PASSING

Fewest Net Yards Allowed, Passing, Season

1333 1982 (9 games)
 2333 1977
 2524 1976

Most Net Yards Allowed, Passing, Season

3831 1983
 3653 1993
 3582 1986

Fewest Net Yards Allowed, Passing, Game

15 vs. Kansas City 9/30/79
 25 vs. N.Y. Jets 11/13/77
 35 vs. New England 12/4/88

Most Net Yards Allowed, Passing, Game

494 vs. San Diego 9/15/85
 427 vs. N.Y. Jets 11/2/86
 405 vs. Phoenix 12/19/93 (OT)

Fewest Touchdowns Allowed, Passing, Season

4 1982 (9 games)
 11 1992
 15 1994

Most Touchdowns Allowed, Passing, Season

33 1983
 28 1980
 27 1976

Most Touchdowns Allowed, Passing, Game

5 vs. San Diego 9/15/85
 vs. San Francisco 9/25/88
 4 10 Times
 (Last: vs. Denver 11/26/89)

SACKS

Most Sacks, Season

61 1985
55 1984
47 1986

Fewest Sacks, Season

17 1982 (9 games)
18 1977
25 1978

Most Sacks, Game

11 vs. L.A. Raiders 12/8/86
10 vs. Philadelphia 12/13/92
(OT)
9 vs. Philadelphia 11/23/86

Most Opponents Yards Lost

Attempting to Pass, Season

464 1985
398 1984
351 1983

Fewest Opponents Yards Lost

Attempting to Pass, Season

131 1977
135 1982 (9 games)
167 1995

Most Opponents Yards Lost

Attempting to Pass, Game

89 vs. Philadelphia 12/13/92
(OT)
68 vs. L.A. Raiders 12/8/86
65 vs. L.A. Raiders 10/16/83

INTERCEPTIONS

Most Seasons Leading League

1 1984

Most Passes Intercepted By,

Season

38 1984
26 1983
25 1977

Fewest Passes Intercepted By,

Season

9 1989
12 1990
13 1982 (9 games)

Most Passes Intercepted By,

Game

6 vs. Kansas City 11/4/84
5 vs. Houston 10/5/80
at Pittsburgh 12/6/92

Most Consecutive Games, One or More Interceptions By

17 1983-84
11 1993
8 1990-91

Most Yards, Returning

Interceptions, Season

697 1984
(3rd in NFL history)
397 1981
356 1977

Fewest Yards Returning

Interceptions, Season

57 1989
95 1980
127 1995

Most Yards Returning

Interceptions, Game
325 vs. Kansas City 11/4/84
(NFL record)
146 vs. Cincinnati 9/25/77
125 vs. Cleveland 12/20/81

Most Touchdowns Returning

Interceptions, Season

7 1984
(2nd in NFL history)

3 1981, 1985

Most Touchdowns Returning

Interceptions, Game

4 vs. Kansas City 11/4/84
(NFL record)
2 vs. Chicago 9/23/83
1 21 Times
(Last: vs. Pittsburgh
9/25/94)

Most Touchdowns Returning

Interceptions, Both Teams, Game

4 Seattle (4) vs. Kansas
City (0) 11/4/84
(NFL record)
2 6 Times
(Last: Seattle [1] vs. New
Orleans [1] 9/1/91)

PUNTING

Fewest Opponent Punts, Season

50 1982 (9 games)
54 1977
55 1981

Most Opponent Punts, Season

97 1985
96 1992
83 1984

Fewest Opponent Punts, Game

0 at Oakland 12/16/79
1 15 Times
(Last: at San Diego
9/5/93)

Most Opponent Punts, Game

11 at Denver 10/25/85 (OT)
vs. Denver 11/30/92 (OT)
10 2 Times
(Last: vs. Philadelphia
12/13/92 [OT])

AVERAGE YARDAGE

Highest Opponent Average

Distance, Punting, Season

45.00 1995 (83-3735)
42.49 1981 (55-2337)
42.09 1988 (66-2778)

Lowest Opponent Average

Distance, Punting, Season

35.0 1976 (65-2275)
35.9 1977 (54-2507)
37.9 1979 (69-2616)

Highest Opponent Average

Distance, Punting, Game (Min. 3 punts)

56.6 at Denver 11/25/84
(5-283)
53.0 vs. Pittsburgh 11/8/81
(3-156)

50.5 at San Diego 9/18/88
(4-202)

Lowest Opponent Average Distance, Punting, Game (Min. 3 punts)

17.0 vs. Buffalo 10/14/84
(4-69)

24.0 vs. San Diego 9/4/78
(4-72)

vs. Philadelphia 11/2/80
(3-72)

HAD BLOCKED

Most Opponent Punts Blocked, Season

4 1984, 1986

2 1976, 1977, 1980, 1985

Most Opponent Punts Blocked, Game

2 vs. Buffalo 10/14/84
at New England 9/21/86

1 16 Times
(Last: at Indianapolis
10/2/94)

Most Consecutive Opponent Punts Without A Block

258 1987-91

228 1991-94

207 1980-84

INSIDE THE 20

Most Opponent Punts Inside the Opponents' 20 Yard Line, Season

25 1994

24 1995

23 1992

Fewest Opponent Punts Inside the Opponents' 20 Yard Line, Season

10 1976

1982 (9 games)

11 1977

Most Opponent Punts Inside the Opponents' 20 Yard Line, Game

4 8 Times

(Last: vs. Philadelphia
12/13/92 [OT])

PUNT RETURNS

Fewest Opponents Punt Returns, Season

19 1982 (9 games)

29 1990

32 1984, 1987

Most Opponents Punt Returns, Season

56 1976

1992

48 1995

Fewest Yards Allowed, Punt Returns, Season

69 1982 (9 games)

153 1981

185 1983

Most Yards Allowed, Punt Returns, Season

549 1995

534 1976

476 1980

Fewest Yards Allowed, Punt Returns, Game

-12 vs. L.A. Rams 10/23/88

-4 vs. Denver 11/30/92 (OT)

-3 vs. Chicago 12/12/82
12/8/91)

Most Yards Allowed, Punt Returns, Game

110 at L.A. Raiders 12/12/93

100 vs. Kansas City 11/22/92

99 at Denver 12/10/95

Most Seasons Leading League, Lowest Average Allowed, Punt Returns

1 1981, 1983, 1988

Lowest Average Allowed, Punt Returns, Season

3.63 1982 (19-69)(9 games)

4.64 1981 (33-153)(Led NFL)

5.14 1983 (36-185)(Led NFL)

Highest Average Allowed, Punt Returns, Season

11.44 1995 (48-549)

11.33 1980 (42-476)

10.11 1993 (47-475)

Longest Return Allowed, Game

95 vs. N.Y. Jets 11/9/87 (TD)

86 vs. Kansas City 11/22/92
(TD)

78 at Houston 12/11/94 (TD)

Most Touchdowns Allowed, Punt Returns, Season

2 1990

1 5 Times (Last: 1994)

Most Touchdowns Allowed, Punt Return, Game

1 7 Times

(Last: at Houston

12/11/94 [78 yards])

KICKOFF RETURNS

Fewest Opponent Kickoff Returns, Season

24 1982 (9 games)

36 1992

44 1989

Most Opponent Kickoff Returns, Season

70 1979, 1995

67 1981, 1984, 1987

SEVEN AND COUNTING

The Seahawks and the Miami Dolphins have played at least one overtime game in each of the last seven seasons, the longest current streak in the NFL. Seattle has played 10 overtime games in this time frame and Miami nine. The New England Patriots equal the Seahawks NFL-leading 10 overtime games in the last seven seasons.

Fewest Opponent Kickoff Returns, Game

0 7 Times
(Last: vs. Denver
11/28/93)

Most Opponent Kickoff Returns, Game

10 vs. Kansas City 9/20/87
9 3 Times
(Last: vs. San Diego
11/16/81)

Fewest Yards Allowed, Kickoff Returns, Season

361 1982 (9 games)
685 1992
814 1989

Most Yards Allowed, Kickoff Returns, Season

1669 1995
1379 1987
1328 1978

Fewest Yards Allowed, Kickoff Returns, Game

0 6 Times
(Last: at Denver 11/28/93)

Most Yards Allowed, Kickoff Returns, Game

230 vs. Kansas City 9/20/87
217 vs. Buffalo 10/30/77
178 2 Times
(Last: vs. L.A. Raiders
11/28/88)

Most Seasons Leading League, Lowest Average Allowed, Kickoff Returns

1982, 1983

Lowest Average Allowed, Kickoff Returns, Season

15.04 1982 (24-36)(Led NFL
(9 games))
16.14 1983 (59-952)(Led NFL)
16.66 1984 (67-1,116)

Highest Average Allowed, Kickoff Returns, Season

24.80 1977 (50-1,240)
23.84 1995 (70-1,669)
22.63 1976 (46-1,041)

Longest Return Allowed, Game

99 vs. Kansas City 9/3/95
95 vs. Green Bay 11/15/78
(TD)
vs. L.A. Raiders 11/28/88
at Detroit 10/19/93 (TD)

Most Touchdowns Allowed, Kickoff Returns, Season

1 1978, 1987, 1993

Most Touchdowns Allowed, Kickoff Returns, Game

1 vs. Green Bay 11/15/78
(95 yards)
at Kansas City 12/27/87
(92 yards)
at Detroit 10/19/93
(95 yards)
vs. Kansas City 9/3/95
(99 yards)
at Kansas City 12/24/95
(89 yards)

FUMBLES

Fewest Opponent Fumbles, Season

17 1995
18 1982 (9 games)
20 1977

Most Opponent Fumbles, Season

47 1984
44 1983
43 1981

Most Opponent Fumbles, Game

9 vs. Cleveland 12/20/81
7 3 Times
(Last: vs. Cincinnati
10/11/87)

TURNOVERS

(Number of times taking ball from opponent on interceptions and fumbles)

Most Seasons Leading League in Most Turnovers

1 1984

Fewest Opponent Turnovers, Season

22 1982 (13 ints, 9 fums)
(9 games)
1989 (9 ints, 13 fums)
25 1995 (16 ints, 9 fums)

Most Opponent Turnovers, Season

63 1984 (38 ints, 25 fums)
(2nd in NFL history)
54 1983 (26 ints, 28 fums)
48 1981 (21 ints, 27 fums)

Most Opponent Turnovers, Game

10 vs. Cleveland 12/20/81
(3 ints, 7 fums)
8 2 Times
(Last: vs. San Diego
9/9/84 [4 ints, 4 fums])

MAN OF THE YEAR

Eugene Robinson was named the Seahawks NFL Man of the Year for 1995 for his play on the field and charitable work in the community. Robinson has now won the award in four-of-the-last-five seasons. He served as the spokesman for the Seahawks annual Steak and Burger Night to benefit the Boys and Girls Clubs of King County and was part of the NFL F.A.C.T. Trading Cards, promoting Football and Academics, a Championship Team, a program that utilizes football cards as motivational learning tools.

TIME OF POSSESSION

Lowest Average Time of Possession Allowed, Season

29:13 1990
29:14 1984
29:25 1987

Highest Average Time of Possession Allowed, Season

31:56 1982 (9 games)
31:22 1988

31:30 1995

Least Time of Possession Allowed, Game

18:25 vs. San Diego 11/22/87
20:05 vs. Pittsburgh 10/20/91
20:56 vs. San Diego 9/18/83

Most Time of Possession Allowed, Game

46:47 vs. Philadelphia 12/13/92 (OT)
45:32 vs. L.A. Rams 11/4/79
42:50 vs. San Francisco 9/25/88

OPPONENT INDIVIDUAL RECORDS

SCORING

POINTS

Most Points, Game

24 Terdell Middleton, Green Bay, at Milwaukee 10/15/78 (4 TDs)
Roy Green, at St. Louis 11/13/83 (4 TDs)
20 Joe Danelo, N.Y. Giants 10/18/81 (6 FGs, 2 PATs)

TOUCHDOWNS

Most Touchdowns, Game

4 Terdell Middleton, Green Bay, at Milwaukee 10/15/78 (4 Rush)
Roy Green, at St. Louis 11/13/83 (4 Rec)
3 Eric Dickerson, L.A. Rams 9/23/85 (3 Rush)
Bo Jackson, L.A. Raiders 11/30/87 (2 Rush, 1 Rec)
Marcus Allen, Kansas City 12/5/93 (3 Rush)

POINTS AFTER TOUCHDOWN

Most Points After Touchdown Attempted, Game

7 Rafael Septien, at Dallas 11/27/80
6 5 Times (Last: Nick Lowery, Kansas City 11/27/83)

Most Points After Touchdown, Game

7 Rafael Septien, at Dallas 11/27/80 (7 attempts)
6 4 Times (Last: Chester Marcol, Green Bay, at Milwaukee 10/15/78 [6 attempts])

Most Points After Touchdown, No Misses, Game

7 Rafael Septien, at Dallas 11/27/80

6 4 Times

(Last: Chester Marcol, Green Bay, at Milwaukee 10/15/78)

FIELD GOALS

Most Field Goals Attempted, Game

6 Joe Danelo, N.Y. Giants 10/18/81
John Carney, at San Diego 9/5/93
Doug Pelfrey, Cincinnati 11/6/94 (OT)

Most Field Goals, Game

6 Joe Danelo, N.Y. Giants 10/18/81
John Carney, at San Diego 9/5/93
Doug Pelfrey, Cincinnati 11/6/94 (OT)

Most Field Goals, One Quarter

3 Rich Karlis, at Denver 11/20/83 (4th)
Al Del Greco, at Houston 11/7/93 (2nd)
2 42 Times (Last: Lin Elliott, at Kansas City 10/23/94 [2nd])

Longest Field Goal

57 Nick Lowery, at Kansas City 9/14/80
Steve Cox, at Washington 9/28/86
55 Fred Steinfort, Denver 12/21/80

Longest Field Goal Attempted

66 Jason Elam, at Denver 12/10/95
61 Ali Haji-Sheikh, at N.Y. Giants 12/11/83
57 3 Times (Last: Kevin Butler, at Chicago 9/9/90)

- Most Field Goals, No Misses, Game**
 6 Joe Danelo, N.Y. Giants
 10/18/81
 John Carney, at San Diego
 9/5/93
 Doug Pelfrey, Cincinnati
 11/6/94 (OT)

- Most Field Goals, 50 or More Yards, Game**
 2 By 4 Players
 (Last: Greg Davis,
 Phoenix 12/19/93 [OT])

SAFETIES

- Most Safeties, Game**
 1 22 Times
 (Last: Alfred Williams,
 Cincinnati 11/6/94 [OT])

RUSHING

ATTEMPTS

- Most Attempts, Game**
 39 Earl Campbell, at Houston
 10/11/81
 37 Christian Okoye, at Kansas
 City 11/5/89
 33 Barry Foster, at Pittsburgh
 12/6/92

YARDS GAINED

- Most Yards Gained, Game**
 221 Bo Jackson, L.A. Raiders
 11/30/87
 186 Earl Campbell, at Houston
 10/11/81
 183 Walter Payton, Chicago
 12/5/76

Most Games, 2 or More Players with 100 or More Yards Rushing

- 1 Jim Otis (140) and Terry
 Metcalf (113), St. Louis
 9/12/76
 Tom Sullivan (121) and
 Mike Hogan (104), at
 Philadelphia 12/12/76

Longest Run From Scrimmage

- 91 Bo Jackson, L.A. Raiders
 11/30/87 (TD)
 84 Ted McKnight, Kansas City
 9/30/79 (TD)
 73 Chuck Muncie, San Diego
 11/16/81 (TD)

AVERAGE GAIN

- Highest Average Gain, Game (10 or More Attempts)**
 12.28 Bo Jackson, L.A. Raiders
 11/30/87 (18-221)
 12.25 Ted McKnight, Kansas City
 9/30/79 (12-147)
 11.00 Tony Reed, at Kansas City
 12/17/78 (11-121)

TOUCHDOWNS

- Most Touchdowns, Game**
 4 Terdell Middleton, Green
 Bay, at Milwaukee
 10/15/78

- 3 Eric Dickerson, L.A. Rams
 9/23/85
 Marcus Allen, Kansas City
 12/5/93

PASSING

ATTEMPTS

- Most Passes Attempted, Game**
 55 Warren Moon, at Houston
 11/7/93
 53 Steve Beuerlein, Phoenix
 12/19/93 (OT)
 52 By 2 Players
 (Last: Jay Schroeder,
 L.A. Raiders 10/13/91)

COMPLETIONS

- Most Passes Completed, Game**
 36 Warren Moon, at Houston
 11/7/93
 34 Steve Beuerlein, Phoenix
 12/19/93 (OT)
 31 By 3 Players
 (Last: Jeff Blake,
 Cincinnati 11/6/94 [OT])

COMPLETION PERCENTAGE

- Highest Completion Percentage, Game (Minimum 20 Attempts)**
 83.87 Fran Tarkenton, at
 Minnesota 11/14/76
 (31-26)
 81.25 Ken O'Brien, N.Y. Jets
 11/2/86 (32-26)
 80.10 Pat Haden, L.A. Rams
 11/4/79 (21-17)

YARDS GAINED

- Most Yards Gained, Game**
 440 Dan Fouts, at San Diego
 9/15/85
 432 John Elway, Denver
 12/20/85
 431 By 2 Players
 (Last: Steve Beuerlein,
 Phoenix 12/19/93 [OT])

Longest Pass Completion

- 99 Stan Humphries, to Tony
 Martin, San Diego
 9/18/94 (TD)
 (ties NFL record)
 92 Marc Wilson, to Marcus
 Allen, at L.A. Raiders
 10/7/84
 90 Terry Bradshaw, to Mark
 Malone, Pittsburgh
 11/8/81 (TD)

AVERAGE GAIN

- Highest Average Gain, Game (20 Attempts)**
 16.26 Marc Wilson, at L.A.
 Raiders 10/7/84 (19-309)
 13.47 Ken O'Brien, N.Y. Jets
 11/2/86 (32-431)
 12.42 Gary Hogeboom, Phoenix
 9/17/89 (24-298)

TOUCHDOWNS

Most Touchdown Passes, Game

- 4 8 Times
(Last: John Elway, at Denver 11/26/89)

HAD INTERCEPTED

Most Passes Had Intercepted, Game

- 5 Ken Stabler, at Houston 10/5/80
- 4 9 Times
(Last: Neil O'Donnell, Pittsburgh 9/25/94)

Most Attempts, No Interceptions, Game

- 45 Tony Eason, at New England 9/21/86
- 43 John Elway, at Denver 10/20/85 (OT)
- 42 John Elway, Denver 12/20/85
- Boomer Esiason, at Cincinnati 12/10/89

RECEIVING

Most Pass Receptions, Game

- 13 Wes Chandler, at San Diego 9/15/85
- 12 Gary Clark, Phoenix 12/19/93 (OT)
- 11 Todd Christensen, L.A. Raiders 10/16/83

YARDS GAINED

Most Yards Gained, Game

- 243 Wes Chandler, at San Diego 9/15/85
- 195 Al Toon, N.Y. Jets 11/2/86
- 173 Marcus Allen, at L.A. Raiders 10/7/84

Longest Pass Reception

- 99 Tony Martin, from Stan Humphries, San Diego 9/18/94 (TD)
(ties NFL record)
- 92 Marcus Allen, from Marc Wilson, at L.A. Raiders 10/7/84
- 90 Mark Malone, from Terry Bradshaw, Pittsburgh 11/8/81 (TD)

Most Games, 2 or More Players with 100 or More Yards Receiving

- 5 Times
(Last: Eric Green (119) and Dwight Stone (100), Pittsburgh 12/26/93)

AVERAGE PER RECEPTION

Highest Average Per Reception, Game (5 Receptions)

- 34.60 Marcus Allen, at L.A. Raiders 10/7/84 (4-173)
- 32.40 James Lofton, Green Bay, at Milwaukee 10/21/84 (5-162)
- 27.17 Jerry Rice, San Francisco 9/25/88 (6-163)

TOUCHDOWNS

Most Touchdowns, Game

- 4 Roy Green, at St. Louis 11/13/83
- 3 4 Times
(Last: Roy Green, Phoenix 9/17/89)

INTERCEPTIONS

Most Interceptions By, Game

- 4 Deron Cherry, at Kansas City 9/29/85
(ties NFL record)
- 3 Tony Greene, Buffalo 10/30/77
- Steve Wilson, at Denver 11/20/83

YARDS RETURNED

Most Yards Returned, Game

- 115 Fred Marion, New England 11/17/85
- 102 Gary Barbaro, at Kansas City 12/11/77
- 93 Levi Johnson, Detroit 10/24/76

Longest Return

- 102 Gary Barbaro, at Kansas City 12/11/77
(T3rd in NFL history)
- 83 Fred Marion, New England 11/17/85
- 82 Carlton Williamson, at San Francisco 11/25/85

TOUCHDOWNS

Most Touchdowns, Game

- 1 32 Times
(Last: Lorenzo Lynch, at Arizona 10/29/95 [OT])

PUNTING

Most Punts, Game

- 11 Chris Norman, at Denver 10/20/85 (OT)
- Ruben Rodriguez, Denver 11/30/92 (OT)
- 10 Jeff Gossett, L.A. Raiders 10/18/92
- Jeff Feagles, Philadelphia 12/13/92 (OT)

Longest Punt

- 67 David Lee, Baltimore 11/12/78
- Brian Hansen, at New England 10/7/90
- 65 Rohn Stark, Indianapolis 9/29/91
- John Kidd, at San Diego 10/4/92

AVERAGE YARDAGE

Highest Average Punting, Game (Minimum 4 Punts)

- 52.25 Lee Johnson, Cincinnati 11/6/94 (4-209) (OT)
- 50.50 Ralf Mojsiejenko, at San Diego 9/18/88 (4-202)
- 50.00 Ralf Mojsiejenko, at San Diego 12/14/86 (4-200)

INSIDE THE 20

Most Punts Inside the 20, Game

- 4 8 Times
(Last: Jeff Feagles,
Philadelphia 12/13/92
[OT])

TOUCHBACKS

Most Touchbacks, Game

- 3 George Roberts, at Miami
9/9/79
Max Runager, at San
Francisco 11/25/85
2 9 Times
(Last: Bryan Barker, at
Kansas City 1/2/94)

HAD BLOCKED

Most Punts Had Blocked, Game

- 2 John Kidd, Buffalo
10/14/84
Rich Camarillo, at New
England 9/21/86
1 15 Times
(Last: Rohn Stark, at
Indianapolis 10/2/94)

PUNT RETURNS

Most Punt Returns, Game

- 8 Vai Sikaheima,
Philadelphia 12/13/92
(OT)
7 Rolland Lawrence, Atlanta
11/7/76
Pete Shaw, at N.Y. Giants
12/11/83

FAIR CATCHES

Most Fair Catches, Game

- 6 Greg Pruitt, at L.A. Raiders
10/7/84
5 Greg Pruitt, L.A. Raiders
11/12/84
Emile Harry, at Kansas
City 11/9/86

YARDS GAINED

Most Yards Gained, Game

- 110 Tim Brown, at L.A. Raiders
12/12/93
100 Dale Carter, Kansas City
11/22/92
98 David Meggett, N.Y. Giants
11/19/89

Longest Punt Return

- 91 JoJo Townsell, N.Y. Jets
11/9/87 (TD)

86 Dale Carter, Kansas City
11/22/92 (TD)

78 Ernest Givins, at Houston
12/11/94 (TD)

AVERAGE YARDAGE

Highest Average, Game (Minimum 3 Returns)

- 32.67 David Meggett, at N.Y.
Giants 11/19/89 (3-98)
31.67 JoJo Townsell, at N.Y. Jets
11/9/87 (3-95)
30.67 Ernest Givins, at Houston
12/11/94 (3-92)

TOUCHDOWNS

- 1 8 Times
(Last: Ernest Givins, at
Houston 12/11/94)

KICKOFF RETURNS

Most Kickoff Returns, Game

- 9 Paul Palmer, at Kansas
City 9/20/87
8 Keith Moody, Buffalo
10/30/77
7 By 2 Players
(Last: Johnny Bailey,
Phoenix 12/19/93 [OT])

YARDS GAINED

Most Yards Gained, Game

- 221 Paul Palmer, at Kansas
City 9/20/87
185 Keith Moody, Buffalo
10/30/77
178 Tim Brown, L.A. Raiders
11/28/88

Longest Kickoff Return

- 95 Steve Odom, Green Bay,
at Milwaukee 10/15/78
(TD)
Tim Brown, L.A. Raiders
11/28/88
Mel Gray, at Detroit
10/17/93 (TD)

HIGHEST YARDAGE

Highest Average, Game (Minimum 3 Returns)

- 44.33 Paul Palmer, at Kansas
City 12/27/87 (3-133)
35.60 Tim Brown, L.A. Raiders
11/28/88 (5-178)
33.67 Glen Young, Cleveland
12/8/85 (3-92)

IN A RUSH

The Seahawks and Kansas City Chiefs are the only two National Football League teams to increase their rushing yards per game in each of the last four seasons. Seattle averaged 99.8 yards in 1992, 125.9 in 1993, 130.3 in 1994, and 136.1 in 1995. Seattle led the American Football Conference in rushing for the first time in franchise history in 1993. They finished second in both the AFC and NFL to the Pittsburgh Steelers in 1994, and were second in the AFC and third in the NFL in 1995.

TOUCHDOWNS

Most Touchdowns, Game

- 1 Steve Odom, Green Bay, at Milwaukee 10/15/78 (95 yds)
Paul Palmer, at Kansas City 12/27/87 (92 yds)
Mel Gray, at Detroit 10/17/93 (95 yds)

COMBINED KICK RETURNS

Most Combined Kick Returns, Game

- 11 Vai Sihakema, Philadelphia 12/13/92 (OT) (8-P, 3-K)
- 10 Rolland Lawrence, Atlanta 11/7/76 (7-P, 3-K)
Glyn Milburn, at Denver 12/10/95 (5-P, 5-K)

YARDS GAINED

Most Yards Returned, Game

- 228 Glyn Milburn, at Denver 12/10/95
- 221 Paul Palmer, Kansas City 9/20/87 (221-K)
- 189 Tim Brown, L.A. Raiders 11/28/88 (11-P, 178-K)

TOUCHDOWNS

Most Touchdowns, Game

- 1 10 Times
(Last: Tim Brown, at L.A. Raiders 12/12/93) (Punt)

COMBINED NET YARDS GAINED

Yards Gained Via Rushing, Receiving, Interception Return, Punt Return, Kickoff Return, and Fumble Return

ATTEMPTS

Most Attempts, Game

- 42 Earl Campbell, at Houston 10/11/81
- 39 Barry Foster, at Pittsburgh 12/6/92
- 37 Ottis Anderson, at St. Louis 11/13/83

YARDS GAINED

Most Yards Gained, Game

- 404 Glyn Milburn, at Denver 12/10/95 (NFL record)
- 306 Tim Brown, L.A. Raiders 11/28/88
- 290 Lionel James, at San Diego 9/15/85

TACKLES

Most Tackles, Game

- 19 Randy Gradishar, Denver 10/29/78
- 16 5 Times

(Last: Dino Hackett, at Kansas City 9/20/87)

SACKS

Most Sacks, Game

- 7.0 Derrick Thomas, at Kansas City 11/11/90 (NFL record)
- 4.0 By 3 Players
(Last: Anthony Smith, L.A. Raiders 9/12/93)

FORCED FUMBLES

Most Forced Fumbles, Game

- 2 13 Times
(Last: Lonnie Marts, at Kansas City 1/2/94)

FUMBLES

Most Fumbles, Game

- 5 Dave Walter, Cincinnati 10/11/87
- 4 3 Times
(Last: Paul McDonald, Cleveland 12/20/81)

Most Own Fumbles Recovered, Game

- 2 12 Times
(Last: John Elway, Denver 11/28/93)

Most Opponents' Fumbles Recovered, Game

- 2 8 Times
(Last: Tim Newton, at Kansas City 1/2/94)

Longest Fumble Return

- 86 Derrick Thomas, Kansas City 12/5/93 (TD)
- 75 Ray Bentley, Cincinnati 9/6/92 (TD)
- 46 Lucius Sanford, Buffalo 10/14/84 (TD)

TOUCHDOWNS

Most Touchdowns, Game (Opponents' Recovered)

- 1 15 Times
(Last: 86 yards, Derrick Thomas, Kansas City 12/5/93)

Most Touchdowns, Game (Own Recovered)

- 1 Tim Brown, at L.A. Raiders 12/18/88

BLOCKED KICKS

Most Blocked Punts, Game

- 1 8 Times
(Last: Albert Lewis, at Kansas City 1/2/94)

Most Blocked Field Goals, Game

- 1 10 Times
(Last: Eric Swann, at Arizona 10/29/95 [OT])

Most Blocked PATs, Game

1 7 Times
(Last: Michael Carter, at
San Francisco 11/25/85)

Most Blocked Kicks (Field Goals and PATs), Game

1 17 Times (Last: Eric Swann,
at Arizona 10/29/95 [OT])

Longest Return of Blocked Punt

23 Frank Duncan, San Diego
9/7/80
0 6 Times (Last: Jessie
Small, Philadelphia
9/10/89)

Longest Return of Blocked Field Goal

58 Dave Waymer, New
Orleans 10/16/88 (TD)
0 7 Times
(Last: Albert Lewis, at
Kansas City 1/2/94 [TD])

Touchdowns with Blocked Kick Recovery

1 Dave Waymer, New
Orleans 10/16/88
(FG, 58 yds)
Albert Lewis, at Kansas
City 1/2/94 (Punt, 0 yds)

POSTSEASON TEAM GAME RECORDS

SCORING

Most Points, Game

31 vs. Denver 12/24/83

Fewest Points, Game

10 at Miami 12/29/84

Most Points, Both Teams, Game

47 (27) at Miami (20)
12/31/83

Fewest Points, Both Teams, Game

20 (13) at L.A. Raiders (7)
12/22/84

Largest Margin of Victory, Game

24 (31) vs. Denver (7)
12/24/83

Most Points Overcome to Win Game

6 at Miami 12/31/83
(Trailed 7-13, Won 27-
20)

TOUCHDOWNS

Most Touchdowns, Game

4 vs. Denver 12/24/83

Fewest Touchdowns, Game

1 vs. L.A. Raiders 12/22/84
at Miami 12/29/84

Most Touchdowns, Both Teams, Game

6 Seattle (3) at Miami (3)
12/31/83

Fewest Touchdowns Both Teams, Game

2 Seattle (1) at L.A. Raiders
(1) 12/22/84

FIELD GOALS

Most Field Goals, Game

2 3 Times (Last: at Houston
1/3/88 [OT])

Most Field Goals Attempted, Game

3 at Miami 12/31/83

FIRST DOWNS

Most First Downs, Game

21 at Miami 12/31/83

Fewest First Downs, Game

8 at Miami 12/29/84

Most First Downs, Both Teams, Game

42 Seattle (21) at Miami (21)
12/31/83

RUSHING

Most First Downs, Rushing, Game

12 at Miami 12/31/83
vs. L.A. Raiders 12/22/84

Fewest First Downs, Rushing, Game

1 at Houston 1/3/88 (OT)
at Cincinnati 12/31/88

Most First Downs, Rushing, Both Teams, Game

21 Seattle (12) at Miami (9)
12/31/83

Fewest First Downs Rushing, Both Teams, Game

10 2 Times (Last: Seattle (1)
at Houston (9) 1/3/88
[OT])

PASSING

Most First Downs, Passing, Game

16 at Cincinnati 12/31/88

Fewest First Downs, Passing, Game

4 vs. L.A. Raiders 12/22/84

Most First Downs, Passing, Both Teams, Game

28 Seattle (10) at Houston
(18) 1/3/88 (OT)

PENALTY

Most First Downs, Penalty, Game

2 at L.A. Raiders 1/8/84
at Cincinnati 12/31/88

YARDS GAINED

Most Net Yards Gained, Game

334 at Miami 12/31/83

Fewest Net Yards Gained, Game

167 at L.A. Raiders 1/8/84

RUSHING

ATTEMPTS

Most Attempts, Game

51 vs. L.A. Raiders 12/22/84

Fewest Attempts, Game

11 at Houston 1/3/88 (OT)

YARDS GAINED

Most Yards Gained, Game

205 vs. L.A. Raiders 12/22/84

Fewest Yards Gained, Game

18 at Cincinnati 12/31/88

AVERAGE GAIN

Highest Average Gain, Game

4.02 vs. L.A. Raiders 12/22/84
(51-205)

Lowest Average Gain, Game

1.06 at Cincinnati 12/31/88
(17-18)

TOUCHDOWNS

Fewest Touchdowns, Game

0 4 Times (Last: at Houston
1/3/88 [OT])

Most Touchdowns, Game

2 at Miami 12/31/83

PASSING

ATTEMPTS

Most Attempts, Game

50 at Cincinnati 12/31/88

Fewest Attempts, Game

10 vs. L.A. Raiders 12/22/84

COMPLETIONS

Most Completions, Game

24 at Cincinnati 12/31/88

Fewest Completions, Game

4 vs. L.A. Raiders 12/22/84

Highest Completion Percentage, Game (Minimum 20 Attempts)

57.14 at Miami 12/29/83
(20-35)

Lowest Completion Percentage, Game (Minimum 20 Attempts)

41.03 at Houston 1/3/88
(16-39) (OT)

NET YARDS GAINED

Most Yards Gained, Game

276 at Cincinnati 12/31/88

Fewest Yards Gained, Game

46 vs. L.A. Raiders 12/22/84

TIMES SACKED

Most Times Sacked, Game

4 at L.A. Raiders 1/8/84

Fewest Times Sacked, Game

1 at Miami 12/31/83

TOUCHDOWNS

Most Touchdowns, Game

3 vs. Denver 12/24/83

Most Touchdowns, Both Teams, Game

4 Seattle (3) vs. Denver (1)
12/24/83

Seattle (1) at Miami (3)

12/29/84

INTERCEPTIONS

Most Interceptions By, Game

2 5 Times

(Last: at Miami
12/29/84)

YARDS GAINED

Most Yards Gained, Game

45 vs. Denver 12/24/83
at Miami 12/29/84

Most Yards Gained, Both Teams, Game

61 Seattle (8) at L.A. Raiders
(53) 1/8/84

PUNTING

Most Punts, Game

8 vs. L.A. Raiders 12/22/84

Fewest Punts, Game

3 vs. Denver 12/24/83

AVERAGE YARDAGE

Highest Average, Punting, Game (4 Punts)

44.29 at Houston 1/3/88
(7-31) (OT)

Lowest Average, Punting, Game (4 Punts)

32.00 at L.A. Raiders 1/8/84
(5-160)

PUNT RETURNS

Most Punt Returns, Game

5 2 Times

(Last: at Cincinnati
12/31/88)

Fewest Punt Returns, Game

0 2 Times

(Last: at Miami
12/31/83)

YARDS GAINED

Most Yards Gained, Game

66 at Houston 1/3/88 (OT)

KICKOFF RETURNS

Most Kickoff Returns, Game

7 at L.A. Raiders 1/8/84

Fewest Kickoff Returns, Game

2 2 Times

(Last: vs. L.A. Raiders
12/22/84)

Most Kickoff Returns, Both Teams, Game

10 2 Times
 (Last: Seattle (6) at
 Houston (4) 1/3/88
 [OT])

YARDS GAINED

Most Yards Gained, Game
 136 at L.A. Raiders 1/8/84

Fewest Yards Gained, Game
 28 vs. L.A. Raiders 12/22/84

Most Yards Gained, Both Teams, Game

234 Seattle (130) at Miami
 (104) 12/31/83

Fewest Yards Gained, Both Teams, Game

66 Seattle (38) at L.A.
 Raiders (28) 12/22/84

PENALTIES

Most Penalties, Game
 7 vs. L.A. Raiders 12/22/84

Fewest Penalties, Game
 2 2 Times
 (Last: at L.A. Raiders
 1/8/84)

YARDS PENALIZED

Most Yards Penalized, Game
 55 vs. L.A. Raiders 12/22/84

Fewest Yards Penalized, Game
 15 at Miami 12/31/83

FUMBLES

Most Fumbles, Game
 1 5 Times
 (Last: at Cincinnati
 12/31/88)

Fewest Fumbles, Game
 0 vs. Denver 12/24/83
 at Miami 12/31/83

Most Fumbles Lost, Game
 1 3 Times
 (Last: at Cincinnati
 12/31/88)

Fewest Fumbles Lost, Game

0 4 Times
 (Last: vs. L.A. Raiders
 12/22/84)

FUMBLE RECOVERIES

Most Total Fumbles Recovered, Game
 3 2 Times
 (Last: at L.A. Raiders
 1/8/84 [2-Opp, 1-Own])

Most Own Fumbles Recovered, Game
 1 6 Times (Last: at Houston
 1/3/88 [OT])

TURNOVERS

Most Turnovers, Game
 5 at L.A. Raiders 1/8/84
 (5-Ints)

Fewest Turnovers, Game
 0 2 Times
 (Last: vs. L.A. Raiders
 12/22/84)

Most Turnovers, Both Teams, Game
 9 Seattle (5) at L.A. Raiders
 (4) 1/8/84
 (7-Ints, 2-Fums)

Fewest Turnovers, Both Teams, Game
 3 4 Times
 (Last: Seattle [1] at
 Houston [2] 1/3/88 [OT]
 [1-Int, 2-Fums])

TIME OF POSSESSION

Most Time of Possession, Game
 34:58 at Miami 12/24/83

Least Time of Possession, Game
 20:21 at Houston 1/3/88 (OT)

CAREER TOP TEN**GAMES PLAYED**

Player, Seasons	No
1 Joe Nash, 1982-95	210
2 Steve Largent, 1976-89	200
3 Jacob Green, 1980-91	178
4 Jeff Bryant, 1982-93	175
5 Eugene Robinson, 85-95	170
6 Dave Brown, 1976-86	159
7 Keith Butler, 1978-87	146
8 Edwin Bailey, 1981-91	139
9 Norm Johnson, 1982-90	134
10 Mike Tice, 1981-88, 90-91	130

GAMES STARTED

Player, Seasons	No
1 Steve Largent, 1976-89	197
2 Jacob Green, 1980-91	176
3 Joe Nash, 1982-95	169
4 Jeff Bryant, 1982-93	167
5 Dave Brown, 1976-86	159
6 Eugene Robinson, 85-95	152
7 Keith Butler, 1978-87	132
8 Edwin Bailey, 1981-91	120
9 Dave Krieg, 1980-91	119
10 John L. Williams, 1986-93	114

POINTS SCORED

Player, Seasons	No
1 Norm Johnson, 1982-90	810
2 Steve Largent, 1976-89	608
3 Curt Warner, 1983-89	372
4 John Kasay, 1991-94	341
5 Efren Herrera, 1978-81	331
6 Chris Warren, 1990-95	236
7 Sherman Smith, 1976-82	228
8 Daryl Turner, 1984-87	216
9 John L. Williams, 1986-93	198
10 Brian Blades, 1988-95	182

TOTAL TOUCHDOWNS

Player, Seasons	No
1 Steve Largent, 1976-89	101
2 Curt Warner, 1983-89	62
3 Chris Warren, 1990-95	39
4 Sherman Smith, 1976-82	38
5 Daryl Turner, 1984-87	36
6 John L. Williams, 1986-93	33
7 Brian Blades, 1988-95	30
8 Dan Doornink, 1979-85	25
9 David Sims, 1977-79	23
10 Sam McCullum, 1976-81	21

FIELD GOALS

Player, Seasons	No
1 Norm Johnson, 1982-90	159
2 John Kasay, 1991-94	82
3 Efren Herrera, 1978-81	64
4 Todd Peterson, 1995	23
5 John Leypoldt, 1976-77	17
6 Wilson Alvarez, 1981	3
7 Scott Hagler, 1987	2
8 Don Bitterlich, 1976	1

FIELD GOAL ATTEMPTS

Player, Seasons	No
1 Norm Johnson, 1982-90	228
2 John Kasay, 1991-94	105
3 Efren Herrera, 1978-81	92
4 John Leypoldt, 1976-77	30
5 Todd Peterson, 1995	28
6 Wilson Alvarez, 1981	7
7 Don Bitterlich, 1976	4
8 Scott Hagler, 1987	2

POINT AFTER TOUCHDOWNS

Player, Seasons	No
1 Norm Johnson, 1982-90	333
2 Efren Herrera, 1978-81	139
3 John Kasay, 1991-94	95
4 John Leypoldt, 1976-77	52
5 Todd Peterson, 1995	40
6 Wilson Alvarez, 1981	14
7 Don Bitterlich, 1976	7
8 Scott Hagler, 1987	4
9 Steve Largent, 1976-89	*1
* Ran for PAT	

PAT ATTEMPTS

Player, Seasons	No
1 Norm Johnson, 1982-90	338
2 Efren Herrera, 1978-81	148
3 John Kasay, 1991-94	97
4 John Leypoldt, 1976-78	59
5 Todd Peterson, 1995	40
6 Wilson Alvarez, 1981	15
9 Don Bitterlich, 1976	7
8 Scott Hagler, 1987	4
9 Steve Largent, 1976-89	*1
*Rushing Attempt	

TWO-POINT PAT ATTEMPTS

Player, Seasons	No
1 Brian Blades, 1988-95	2
Rick Tuten, 1991-95	2
Chris Warren, 1990-95	2
4 Dan McGwire, 1991-94	1
Jon Vaughn, 1993-94	1

TWO-POINT PATs MADE

Player, Seasons	No
1 Brian Blades, 1988-95	1
2 Rick Tuten, 1991-95	1
Jon Vaughn, 1993-94	1
Chris Warren, 1990-95	1

RUSHING ATTEMPTS

Player, Seasons	No
1 Curt Warner, 1983-89	1,649
2 Chris Warren, 1990-95	1,156
3 John L. Williams, 86-93	1,148
4 Sherman Smith, 1976-82	810
5 Dan Doornink, 1979-85	463
6 Derrick Fenner, 1989-91	317
7 Jim Zorn, 1976-84	307
8 David Hughes, 1981-85	294
Dave Krieg, 1980-91	294
10 David Sims, 1977-79	293

RUSHING YARDS

Player, Seasons	No
1 Curt Warner, 1983-89	6,705
2 Chris Warren, 1990-95	5,004
3 John L. Williams, 86-93	4,579
4 Sherman Smith, 1976-82	3,429
5 Dan Doornink, 1979-85	1,530
6 Jim Zorn, 1976-84	1,494
7 David Sims, 1977-79	1,174
8 Derrick Fenner, 1989-91	1,117
9 Dave Krieg, 1980-91	1,090
10 David Hughes, 1981-85	1,009

RUSHING TOUCHDOWNS

Player, Seasons	No
1 Curt Warner, 1983-89	55
2 Chris Warren, 1990-95	35
3 Sherman Smith, 1976-82	28
4 Derrick Fenner, 1989-91	19
David Sims, 1977-79	19
6 Jim Zorn, 1976-84	17
John L. Williams, 1986-93	17
8 Dan Doornink, 1979-85	14
9 Dave Krieg, 1980-91	10
10 Theotis Brown, 1981-83	8

PASSING ATTEMPTS

Player, Seasons	No
1 Dave Krieg, 1980-91	3,576
2 Jim Zorn, 1976-84	2,992
3 Rick Mirer, 1993-95	1,258
4 Kelly Stouffer, 1988-92	437
5 Stan Gelbaugh, 1992-95	271
6 Jeff Kemp, 1987-91	249
7 Steve Myer, 1976-79	160
8 Dan McGwire, 1991-94	147
9 John Friesz, 1995	120
10 Gale Gilbert, 1985-86	116

PASSING COMPLETIONS

Player, Seasons	No
1 Dave Krieg, 1980-91	2,096
2 Jim Zorn, 1976-84	1,593
3 Rick Mirer, 1993-95	678
4 Kelly Stouffer, 1988-92	225

Player, Seasons	No
5 Stan Gelbaugh, 1992-95	131
6 Jeff Kemp, 1987-91	130
7 Steve Myer, 1976-79	83
8 Dan McGwire, 1991-94	74
9 John Friesz, 1995	64
10 Gale Gilbert, 1985-86	61

PASSING YARDS

Player, Seasons	No
1 Dave Krieg, 1980-91	26,132
2 Jim Zorn, 1976-84	20,122
3 Rick Mirer, 1993-95	7,548
4 Kelly Stouffer, 1988-92	2,333
5 Jeff Kemp, 1987-91	1,735
6 Stan Gelbaugh, 1992-95	1,426
7 Steve Myer, 1976-79	851
8 John Friesz, 1995	795
9 Dan McGwire, 1991-94	745
10 Gale Gilbert, 1985-86	703

TOUCHDOWN PASSES

Player, Seasons	No
1 Dave Krieg, 1980-91	195
2 Jim Zorn, 1976-84	107
3 Rick Mirer, 1993-95	36
4 Jeff Kemp, 1987-91	9
5 Kelly Stouffer, 1988-92	7
Stan Gelbaugh, 1992-95	7
Steve Myer, 1976-79	6
8 Gale Gilbert, 1985-86	4
9 Bruce Mathison, 1987	3
10 John Friesz, 1995	3

PASSES HAD INTERCEPTED

Player, Seasons	No
1 Dave Krieg, 1980-91	148
2 Jim Zorn, 1976-84	133
3 Rick Mirer, 1993-95	44
4 Kelly Stouffer, 1988-92	19
5 Jeff Kemp, 1987-91	18
6 Steve Myer, 1976-79	14
7 Stan Gelbaugh, 1992-95	12
8 Dan McGwire, 1991-93	6
9 Gale Gilbert, 1985-86	5
Bruce Mathison, 1987	5

TIMES SACKED

Player, Seasons	No
1 Dave Krieg, 1980-91	341
2 Jim Zorn, 1976-84	200
3 Rick Mirer, 1993-95	116
4 Kelly Stouffer, 1988-92	50
5 Stan Gelbaugh, 1992-93	35
6 Dan McGwire, 1991-94	20
7 Jeff Kemp, 1987-91	14
8 Sam Adkins, 1977-82	9
Steve Myer, 1976-79	9
10 Bruce Mathison, 1987	6

QUARTERBACK RATING

(Minimum 100 Attempts)

Player, Seasons	No
1 Dave Krieg, 1980-91	82.3
2 Jim Zorn, 1976-84	67.8
3 Rick Mirer, 1993-95	67.1
4 Gale Gilbert, 1985-86	64.7
5 Jeff Kemp, 1987-91	56.6
7 Stan Gelbaugh, 1992-95	54.6
8 Kelly Stouffer, 1988-92	54.5
Dan McGwire, 1991-94	54.5
10 Steve Myer, 1976-79	43.5

PASS RECEPTIONS

Player, Seasons	No
1 Steve Largent, 1976-89	819
2 Brian Blades, 1988-95	493
3 John L. Williams, 1986-93	471
4 Sam McCullum, 1976-81	232
5 Sherman Smith, 1976-82	211
6 Dan Doornink, 1979-85	197
7 Curt Warner, 1983-89	193
8 Paul Skansi, 1984-91	163
9 Tommy Kane, 1988-92	142
10 Kelvin Martin, 1993-94	113

RECEIVING YARDS

Player, Seasons	No
1 Steve Largent, 1976-89	13,089
2 Brian Blades, 1988-95	6,561
3 John L. Williams, 86-93	4,151
4 Sam McCullum, 1976-81	3,409
5 Sherman Smith, 1976-82	2,342
6 Tommy Kane, 1988-92	2,034
7 Dan Doornink, 1979-85	1,940
8 Paul Skansi, 1984-91	1,911
9 Daryl Turner, 1984-87	1,872
10 Kelvin Martin, 1993-94	1,479

RECEIVING TOUCHDOWNS

Player, Seasons	No
1 Steve Largent, 1976-89	100
2 Daryl Turner, 1984-87	36
3 Brian Blades, 1988-95	30
4 Sam McCullum, 1976-81	21
5 John L. Williams, 1986-93	16
6 Ray Butler, 1985-88	13
7 Dan Doornink, 1979-85	11
8 Paul Skansi, 1984-91	10
Sherman Smith, 1976-82	10
10 Mike Tice, 1981-88, 90-91	9
Tommy Kane, 1988-92	9

INTERCEPTIONS

Player, Seasons	No
1 Dave Brown, 1976-86	50
2 Eugene Robinson, 1985-95	42

PRIME TIME

The Seahawks will make two national television appearances in 1996, their first double exposure since the 1992 season. Both games will be on the road, at Kansas City on October 17 on TNT, and at Jacksonville on December 15 on ESPN. Since their first appearance in 1979, Seattle has posted an 18-8 record in prime time. On ABC's Monday Night Football, Seattle is 11-5; on ESPN 7-1; and 0-2 on TNT. The Oakland Raiders are the Seahawks most common prime time opponent, the two teams having played nine times, with Seattle leading 5-4. Denver and San Diego have been the opposition four times.

Player, Seasons		No
3	John Harris, 1978-85	41
4	Kenny Easley, 1981-87	32
5	Keith Simpson, 1978-85	19
6	Terry Taylor, 1984-88, 1994	16
7	Dwayne Harper, 1988-93	13
8	Patrick Hunter, 1986-94	12
	Robert Blackmon, 1990-95	12

RETURN YARDS

Player, Seasons		No
1	Dave Brown, 1976-86	643
2	Eugene Robinson, 85-95	586
3	Kenny Easley, 1981-87	528
4	John Harris, 1978-85	425
5	Keith Simpson, 1978-85	338
6	Dwayne Harper, 1988-93	242
7	Terry Taylor, 1984-88	202
8	Robert Blackmon, 1990-95	198
9	Patrick Hunter, 1988-94	174
10	Eddie McMillan, 1976-77	157

RETURN TOUCHDOWNS

Player, Seasons		No
1	Dave Brown, 1976-86	5
2	Kenny Easley, 1981-87	3
	Keith Simpson, 1978-85	3
4	Jacob Green, 1980-91	2
	John Harris, 1978-85	2
	Terry Taylor, 1984-88, 1994	2
7	11 tied with	1

PUNTS

Player, Seasons		No
1	Rick Tuten, 1991-95	421
2	Jeff West, 1981-85	299
3	Herman Weaver, 1977-80	257
4	Ruben Rodriguez, 87-89	192
5	Rick Engles, 1976-77	84
6	Rick Donnelly, 1990-91	80
7	Vince Gamache, 1986	79
8	David Finzer, 1985	68
9	Alex Waits, 1991	14
10	Jimmy Colquitt, 1985	12

PUNTING YARDS

Player, Seasons		No
1	Rick Tuten, 1991-95	18,513
2	Jeff West, 1981-85	11,511
3	Herman Weaver, 77-80	10,182
4	Ruben Rodriguez, 87-89	7,733
5	Rick Donnelly, 1990-91	3,227
6	Rick Engles, 1976-77	3,204
7	Vince Gamache, 1986	3,048
8	David Finzer, 1985	2,766
9	Jimmy Colquitt, 1985	481
10	Alex Waits, 1991	474

INSIDE THE 20

Player, Seasons		No
1	Rick Tuten, 1991-95	112
2	Jeff West, 1981-85	73
3	Herman Weaver, 1977-80	49
4	Ruben Rodriguez, 1987-89	48
5	Rick Donnelly, 1990-91	19
6	Rick Engles, 1976-77	13
7	David Finzer, 1985	12
8	Vince Gamache, 1986	10
9	Jimmy Colquitt, 1985	3
	Efren Herrera, 1978-81	3

TOUCHBACKS

Player, Seasons		No
1	Rick Tuten, 1991-95	33
2	Jeff West, 1981-85	28

3	Herman Weaver, 1977-80	19
4	Ruben Rodriguez, 1987-89	17
5	Rick Donnelly, 1990-91	9
6	Vince Gamache, 1986	7
7	David Finzer, 1985	6
8	Rick Engles, 1976-77	4
9	Jimmy Colquitt, 1985	2
10	Efren Herrera, 1978-81	1

HAD BLOCKED

Player, Seasons		No
1	Herman Weaver, 1977-80	5
2	Rick Engles, 1976-77	3
3	Ruben Rodriguez, 1987-89	1
	Rick Tuten, 1991-95	1

PUNT RETURNS

Player, Seasons		No
1	Chris Warren, 1990-95	94
2	B.J. Edmonds, 1986-88	89
3	Paul Johns, 1981-84	74
4	Kelvin Martin, 1993-94	65
5	Will Lewis, 1980-81	57
6	Paul Skansi, 1984-91	53
6	Joey Galloway, 1995	36
8	Rufus Crawford, 1978	34
9	Kenny Easley, 1981-87	26
10	David Hollis, 1987-89	24

FAIR CATCHES

Player, Seasons		No
1	Chris Warren, 1990-95	60
2	Kelvin Martin, 1993-94	35
3	B.J. Edmonds, 1986-88	26
4	Paul Johns, 1981-84	23
5	Joey Galloway, 1995	12
6	James Jefferson, 1989-93	10
	Will Lewis, 1980-81	10
8	Paul Skansi, 1984-91	9
9	Kenny Easley, 1981-87	7
	David Hollis, 1987-89	7

PUNT RETURN YARDS

Player, Seasons		No
1	B. J. Edmonds, 1986-88	1,010
2	Paul Johns, 1981-84	843
3	Chris Warren, 1990-95	819
4	Kelvin Martin, 1993	550
5	Paul Skansi, 1984-91	500
6	Will Lewis, 1980-81	449
7	Joey Galloway, 1995	360
8	Kenny Easley, 1981-87	302
9	Rufus Crawford, 1978	284
10	David Hollis, 1987-89	197

PUNT RETURN TDs

Player, Seasons		No
1	Paul Johns, 1981-84	2
2	B.J. Edmonds, 1986-88	1
	Joey Galloway, 1995	1
	Will Lewis, 1980-81	1
	Chris Warren, 1990-95	1

KICKOFF RETURNS

Player, Seasons		No
1	B.J. Edmonds, 1986-88	101
2	Chris Warren, 1990-95	86
3	Randall Morris, 1984-88	82
4	Al Hunter, 1977-80	78
5	Zachary Dixon, 1983-84	74
6	Michael Bates, 1993-94	56
7	Will Lewis, 1980-81	45
8	Steve Broussard, 1995	43
9	Derek Loville, 1990-91	36
10	Rufus Crawford, 1978	35

KICKOFF RETURN YARDS

Player, Seasons	No
1 B.J. Edmonds, 1986-88	2,228
2 Chris Warren, 1990-95	1,794
3 Al Hunter, 1977-80	1,717
4 Randall Morris, 1984-88	1,621
5 Zachary Dixon, 1983-84	1,594
6 Michael Bates, 1993-94	1,111
7 Steve Broussard, 1995	1,064
8 Will Lewis, 1980-81	963
9 Rufus Crawford, 1978	829
10 Derek Loville, 1990-91	771

KICKOFF RETURN TDs

Player, Seasons	No
1 Zachary Dixon, 1983-84	1
James Jefferson, 1989-93	1
Jon Vaughn, 1993-94	1

FUMBLES

Player, Seasons	No
1 Dave Krieg, 1980-91	108
2 Jim Zorn, 1976-84	49
3 Curt Warner, 1983-89	38
4 Sherman Smith, 1976-82	22
5 Chris Warren, 1990-95	21
6 Kelly Stouffer, 1988-92	20
Rick Mirer, 1993-95	20
8 John L. Williams, 1986-94	18
9 Steve Largent, 1976-89	17
10 Dan Doornink, 1979-85	13
Will Lewis, 1980-81	13

OPPONENT FUMBLE RECOVERIES

Player, Seasons	No
1 Jacob Green, 1980-91	17
2 Eugene Robinson, 1985-95	14
3 Dave Brown, 1976-86	11
Jeff Bryant, 1982-93	11
John Harris, 1978-85	11
6 Kenny Easley, 1981-87	9
Greg Gaines, 1981, 83-88	9
Shelton Robinson, 1982-85	9
9 Kerry Justin, 1978-83, 86-87	8
Paul Moyer, 1983-88	8

YARDS WITH OPPONENT FUMBLE RECOVERY

Player, Seasons	No
1 Antonio Edwards, 1993-95	83
2 Jacob Green, 1980-91	79
3 John Harris, 1978-85	62
4 Fredd Young, 1984-87	58
5 Corey Harris, 1995	57
6 Nesby Glasgow, 1988-92	56
7 Cornell Webster, 1977-80	54
8 Dwayne Harper, 1988-93	53
9 Melvin Jenkins, 1987-90	50
10 Kerry Justin, 78-83, 86-87	43

OPPONENT FUMBLE RETURN TDs

Player, Seasons	No
1 Jacob Green, 1980-91	2
Shelton Robinson, 1982-85	2
3 11 tied with	1

OWN FUMBLE RECOVERIES

Player, Seasons	No
1 Dave Krieg, 1980-91	27
2 Curt Warner, 1983-89	13
3 Jim Zorn, 1976-84	12
4 John L. Williams, 1986-93	9
Chris Warren, 1990-95	8

Player, Seasons

Player, Seasons	No
6 Edwin Bailey, 1981-91	7
Sherman Smith, 1976-82	7
Rick Mirer, 1993-95	7
9 Bryan Millard, 1984-91	6
Kelly Stouffer, 1988-92	6

TACKLES

Player, Seasons	No
1 Eugene Robinson, 85-95	984
2 Keith Butler, 1978-87	813
3 Joe Nash, 1982-95	772
4 Jacob Green, 1980-91	718
5 Jeff Bryant, 1982-93	689
6 Dave Brown, 1976-86	684
7 John Harris, 1978-85	649
8 Michael Jackson, 1979-86	574
9 Terry Beeson, 1977-81	561
10 Terry Wooden, 1990-95	510

QUARTERBACK SACKS

Player, Seasons	No
1 Jacob Green, 1980-91	116.0
2 Jeff Bryant, 1982-93	63.0
3 Joe Nash, 1982-95	47.5
5 Cortez Kennedy, 1990-95	38.5
4 Rufus Porter, 1988-94	37.5
6 Manu Tuiaosopo, 79-83	21.0
7 Bill Gregory, 1978-80	20.0
8 Fredd Young, 1984-87	19.0
Michael Sinclair, 1991-95	19.0
10 Robert Hardy, 1979-82	18.5

YARDS LOST ON SACKS

Player, Seasons	No
1 Jacob Green, 1980-91	753
2 Jeff Bryant, 1982-93	469
3 Rufus Porter, 1988-94	312
4 Joe Nash, 1982-95	312
5 Cortez Kennedy, 1990-95	261
6 Manu Tuiaosopo, 1979-83	156
7 Bill Gregory, 1978-80	177
8 Fredd Young, 1984-87	151
9 Robert Hardy, 1979-82	134
10 Randy Edwards, 1984-87	123

FORCED FUMBLES

Player, Seasons	No
1 Jacob Green, 1980-91	28
2 Rufus Porter, 1988-94	14
3 Joe Nash, 1982-95	13
Bruce Scholtz, 1982-88	13
5 Jeff Bryant, 1982-93	12
6 Keith Butler, 1978-87	11
Keith Simpson, 1978-85	11
8 Dave Brown, 1976-86	10
Kenny Easley, 1981-87	10
Eugene Robinson, 1985-95	10

BLOCKED PUNTS

Player, Seasons	No
1 Kerry Justin, 78-83, 86-87	3
2 Don Dufek, 1976-77, 1979	2
Patrick Hunter, 1986-94	2
Sam Merriman, 1983-87	2
Fredd Young, 1984-87	2
6 Michael Bates, 1993-94	1
Autry Beamon, 1977-79	1
Tony Burse, 1987	1
Peter Cronan, 1977-79, 1981	1
Greg Gaines, 1981, 1983-88	1
Sam McCullum, 1976-81	1
Steve Raible, 1976-81	1
Terry Taylor, 1984-88	1
Byron Walker, 1982-86	1

BLOCKED PUNTS RETURNED FOR TOUCHDOWN

Player, Seasons	No
1 Autry Beamon, 1977-79	1
Jessie Green, 1979-80	1
Eric Lane, 1981-87	1
Sam Merriman, 1983-87	1
Paul Moyer, 1983-89	1
Steve Raible, 1976-81	1
Eugene Robinson, 1985-95	1
Terry Taylor, 1984-88, 1994	1

BLOCKED PATs

Player, Seasons	No
1 Mike White, 1981-82	3
2 Jeff Bryant, 1982-93	2
Jacob Green, 1980-91	2
Joe Nash, 1982-95	2
5 Dennis Boyd, 1977-79, 81-82	1
Brian Flores, 1981-82	1
Terry Wooden, 1990-95	1

BLOCKED FIELD GOALS

Player, Seasons	No
1 Joe Nash, 1982-95	8
2 Jeff Bryant, 1982-93	3
3 Dennis Boyd, 1977-79, 81-82	2
Jacob Green, 1980-91	2

Mike White, 1981-82	2
6 14 players tied with	1

BLOCKED FIELD GOALS RETURNED FOR TOUCHDOWN

Player, Seasons	No
1 Vernon Dean, 1988	1
Byron Walker, 1982-86	1

RETURN TOUCHDOWNS

(Touchdowns scored on
Interception, Fumble, Kickoff,
Punt Return, Blocked Punt, or
Blocked Field Goal Return)

Player, Seasons	No
1 Dave Brown, 1976-86	5
2 Jacob Green, 1980-91	4
3 Kenny Easley, 1981-87	3
Keith Simpson, 1978-86	3
Terry Taylor, 1984-88, 1994	3
6 John Harris, 1978-85	2
Paul Johns, 1981-84	2
Paul Moyer, 1983-89	2
Joe Nash, 1982-95	2
Eugene Robinson, 1985-95	2
Shelton Robinson, 1982-85	2

YEARLY LEADERS

TOUCHDOWNS

	G	Tot	Rush	Rec	Ret	PAT	Pts
1976 Sherman Smith	12	5	4	1	0	0/0	30
1977 Steve Largent	14	10	0	10	0	0/0	60
1978 David Sims	12	15*	14*	1	0	0/0	90*
1979 Sherman Smith	16	15	11	4	0	0/0	90
1980 Jim Jodat	16	6	5	1	0	0/0	36
1981 Steve Largent	16	10	1	9	0	0/0	60
1982 Steve Largent	8	3	0	3	0	0/0	18
1983 Curt Warner	16	14+	13	1	0	0/0	84
1984 Steve Largent	16	12	0	12	0	0/0	72
1985 Daryl Turner	16	13	0	13*	0	0/0	78
1986 Curt Warner	16	13	13+	0	0	0/0	78
1987 Curt Warner	12	10	8	2	0	0/0	60
1988 Curt Warner	16	12	10	2	0	0/0	72
1989 John L. Williams	16	7	1	6	0	0/0	42
1990 Derrick Fenner	16	15+	14+	1	0	0/0	90
1991 John L. Williams	16	5	4	1	0	0/0	30
1992 Tommy Kane	11	3	0	3	0	0/0	18
Chris Warren	16	3	3	0	0	0/0	18
John L. Williams	16	3	1	2	0	0/0	18
1993 Chris Warren	14	7	7	0	0	0/0	42
1994 Chris Warren	16	11	9	2	0	1/1	68
1995 Chris Warren	16	16	15+	1	0	0/1	96

* Led NFL + Led AFC

KICK SCORING

	G	PATs	FGs	Pts.
1976 John Leyboldt	11	19-22	9-12	43
1977 John Leyboldt	14	33-37	9-18	60
1978 Efen Herrera	16	40-44	13-21	79
1979 Efen Herrera	16	43-46	19-23	100
1980 Efen Herrera	16	33-33	20-31	93

	G	PATs	FGs	Pts.
1981 Efren Herrera	12	23-25	12-17	59
1982 Norm Johnson	9	13-14	10-14	43
1983 Norm Johnson	16	49-50	18-25	103
1984 Norm Johnson	16	50-51	20-24	110
1985 Norm Johnson	16	40-41	14-25	82
1986 Norm Johnson	16	42-42	22-35*	108
1987 Norm Johnson	13	40-40	15-20	85
1988 Norm Johnson	16	39-39	22-28	105
1989 Norm Johnson	16	27-27	15-25	72
1990 Norm Johnson	16	33-34	23-32	102
1991 John Kasay	16	27-28	25-31	102
1992 John Kasay	16	14-14	14-22	56
1993 John Kasay	16	29-29	23-28	98
1994 John Kasay	16	25-26	20-24	85
1995 Todd Peterson	16	40-40	23-28	109

* Led NFL + Led AFC

RUSHING

	G	Att	Yds	Avg	LG	TD
1976 Sherman Smith	12	119	537	4.5	53	4
1977 Sherman Smith	14	163	763	4.7	39	4
1978 Sherman Smith	12	165	805	4.9	67	6
1979 Sherman Smith	16	194	775	4.0	31	11
1980 Jim Jodat	16	155	632	4.1	26	5
1981 Theotis Brown	10	141	531	3.8	43	6
1982 Sherman Smith	9	63	202	3.2	19	0
1983 Curt Warner	16	335+	1449+	4.3	60	13
1984 David Hughes	16	94	327	3.3	14	1
1985 Curt Warner	16	291	1094	3.8	38	8
1986 Curt Warner	16	319+	1481+	4.6	60	13+
1987 Curt Warner	12	234	985	4.2	57	8
1988 Curt Warner	16	266	1025	3.9	29	10
1989 Curt Warner	16	194	631	3.3	34	3
1990 Derrick Fenner	16	215	859	4.0	36	14*
1991 John L. Williams	16	188	741	3.9	42	4
1992 Chris Warren	16	223	1017	4.6	52	3
1993 Chris Warren	14	273	1072	3.9	45	7
1994 Chris Warren	16	333	1545+	4.6+	41	9
1995 Chris Warren	16	310	1346	4.3	52	15+

* Led NFL + Led AFC

PASSING

	G	Att	Cmp	Yds	Pct	TD	Int	Rate
1976 Jim Zorn	14	439*	208	2571	47.3	12	27	49.5
1977 Jim Zorn	10	251	104	1683	41.4	16	19	54.3
1978 Jim Zorn	16	443+	248+	3283+	56.0	15	20	72.2
1979 Jim Zorn	16	505`	285	3661	56.4	20	18	77.7
1980 Jim Zorn	16	488	276	3346	56.6	17	20	72.3
1981 Jim Zorn	13	397	236	2788	59.4	13	9	82.3
1982 Jim Zorn	9	245	126	1540	51.4	7	11	62.0
1983 Dave Krieg	9	243	147	2139	60.5	18	11	95.0
1984 Dave Krieg	16	480	276	3671	57.5	32	24	83.3
1985 Dave Krieg	16	532	285	3602	53.6	27	20	76.2
1986 Dave Krieg	15	375	225	2921	60.0	21	11	91.0
1987 Dave Krieg	12	294	178	2131	60.5	23	15	87.6
1988 Dave Krieg	9	228	134	1741	58.8	18	8*	94.6
1989 Dave Krieg	15	499	286	3309	57.3	21	20	74.8
1990 Dave Krieg	16	448	265	3194	59.2	15	20	73.6
1991 Dave Krieg	10	285	187	2080	65.6*	11	12	82.5
1992 Stan Gelbaugh	10	255	121	1307	47.5	6	11	52.9
1993 Rick Mirer	16	486	274	2833	56.4	12	17	67.0
1994 Rick Mirer	13	381	195	2151	51.2	11	7*	70.2
1995 Rick Mirer	15	391	209	2564	53.5	13	20+	63.7

* Led NFL + Led AFC

RECEIVING

	G	No	Yds	Avg	LG	TD
1976 Steve Largent	14	54	705	13.0	45	4
1977 Steve Largent	14	33	643	19.4	74	10
1978 Steve Largent	16	71 ⁺	1168	16.5	57	8
1979 Steve Largent	15	66	1237 ⁺	18.7	55	9
1980 Steve Largent	16	66	1064	16.1	67	6
1981 Steve Largent	16	75	1224	16.3	57	9
1982 Steve Largent	8	34	493	14.5	45	3
1983 Steve Largent	15	72	1074	14.9	46	11
1984 Steve Largent	16	74	1164	15.7	65	12
1985 Steve Largent	16	79	1287 ⁺	16.3	43	6
1986 Steve Largent	16	70	1070	15.3	38	9
1987 Steve Largent	13	58	912	15.7	55	8
1988 John L. Williams	16	58	651	11.2	75	3
1989 Brian Blades	16	77	1063	13.8	60	5
1990 John L. Williams	16	73	699	9.6	60	0
1991 Brian Blades	16	70	1003	14.3	52	2
1992 John L. Williams	16	74	556	7.5	27	2
1993 Brian Blades	16	80	945	11.8	41	3
1994 Brian Blades	16	81	1086	13.4	45	4
1995 Brian Blades	16	77	1001	13.0	49	4

* Led NFL + Led AFC

INTERCEPTIONS

	G	No	Yds	Avg	LG	TD
1976 Dave Brown	14	4	70	17.5	33	0
Rolly Woolsey	14	4	19	4.7	13	0
1977 Autry Beamon	14	6	36	6.0	16	0
1978 Cornell Webster	15	5	9	1.8	14	0
1979 Dave Brown	16	5	46	9.2	23	0
1980 Dave Brown	16	6	32	5.3	24	0
John Harris	16	6	28	4.7	15	0
1981 John Harris	16	10 ⁺	155	15.5	42	2 ⁺
1982 Kenny Easley	8	4	48	12.0	44	0
John Harris	9	4	33	8.3	18	0
1983 Kenny Easley	16	7	96	13.2	38	0
1984 Kenny Easley	16	10 ⁺	126	12.6	58	2 [*]
1985 John Harris	16	7	20	2.9	17	0
1986 Dave Brown	16	5	58	11.6	24	1
1987 Kenny Easley	12	4	47	11.8	22	0
1988 Paul Moyer	16	6	79	13.2	34	0
1989 Eugene Robinson	16	5	24	4.8	20	0
1990 Eugene Robinson	16	3	89	29.7	39	0
Dwayne Harper	16	3	69	23.0	47	0
1991 Eugene Robinson	16	5	56	11.2	27	0
1992 Eugene Robinson	16	7	126	18.0	49	0
1993 Eugene Robinson	16	9 [*]	80	8.9	28	0
1994 Patrick Hunter	5	3	85	28.3	51	0
Terry Wooden	16	3	78	26.0	69t	1
Orlando Watters	16	3	39	13.0	18	1
Eugene Robinson	13	3	18	6.0	18	0
1995 Robert Blackmon	13	5	46	9.2	21	0

* Led NFL + Led AFC

PUNTING

	G	No	Yds	Avg	LG	TB	I20	Blk
1976 Rick Engles	14	80	3067	38.3	55	3	13	2
1977 Herman Weaver	13	58	2293	39.5	59	4	10	1
1978 Herman Weaver	16	66	2440	37.0	59	6	13	0
1979 Herman Weaver	16	66	2651	40.2	60	3	11	3
1980 Herman Weaver	16	67	2798	41.8	62	7	14	2
1981 Jeff West	15	66	2578	39.1	56	2	16	0
1982 Jeff West	9	48	1835	38.2	52	3	8	0
1983 Jeff West	16	79	3115	39.5	56	10	25	0

	G	No	Yds	Avg	LG	TB	I20	Bk
1984 Jeff West	16	95	3567	37.5	60	10	24	0
1985 Dave Finzer	12	68	2766	40.7	61	6	12	0
1986 Vince Gamache	16	79	3048	38.6	55	7	10	0
1987 Ruben Rodriguez	12	47	1880	40.0	63	5	17	0
1988 Ruben Rodriguez	16	70	2858	40.8	68	4	14	0
1989 Ruben Rodriguez	16	75	2995	39.9	59	8	17	1
1990 Rick Donnelly	16	67	2722	40.6	54	8	18	0
1991 Rick Tuten	10	49	2106	43.0	60	3	8	0
1992 Rick Tuten	16	108*	4760*	44.1	65	8	29*	0
1993 Rick Tuten	16	90	4007	44.5	64	7	21	1
1994 Rick Tuten	16	91	3905	42.9	64	7	33	0
1995 Rick Tuten	16	83	3735	45.0*	73*	8	21	0

* Led NFL + Led AFC

PUNT RETURNS

	G	No	FC	Yds	Avg	LG	TD
1976 Lyle Blackwood	11	19	2	132	6.9	26	0
1977 Walter Packer	10	20	0	131	6.5	31	0
1978 Rufus Crawford	16	34	4	284	8.4	22	0
1979 Tony Green	11	16	3	121	7.6	30	0
1980 Will Lewis	16	41	9	349	8.5	75	1
1981 Paul Johns	16	16	4	177	11.1	34	0
1982 Paul Johns	9	19	10	210	11.1	37	0
1983 Paul Johns	11	28	5	316	11.3	75	1*
1984 Kenny Easley	16	16	5	194	12.1	42	0
1985 Paul Skansi	12	31	7	312	10.1	32	0
1986 Bobby Joe Edmonds	15	34	14	419	12.3*	75	1+
1987 Bobby Joe Edmonds	11	20	4	251	12.6+	40	0
1988 Bobby Joe Edmonds	16	35	8	340	9.7	41	0
1989 David Hollis	10	18	7	164	9.1	21	0
1990 Chris Warren	16	28	16	269	9.6	39	0
1991 Chris Warren	16	32	19	298	9.3	59	1*
1992 Chris Warren	16	34	25	252	7.4	16	0
1993 Kelvin Martin	16	32	15	270	8.4	33	0
1994 Kelvin Martin	16	33	20	280	8.5	23	0
1995 Joey Galloway	16	36	12	360	10.0	89*	1

* Led NFL + Led AFC

KICKOFF RETURNS

	G	No	Yds	Avg	LG	TD
1976 Oliver Ross	10	30	655	21.8	45	0
1977 Al Hunter	12	36	820	22.7	41	0
1978 Al Hunter	16	16	385	24.1	38	0
1979 Tony Green	11	20	437	21.9	31	0
1980 Will Lewis	16	25	585	23.4	54	0
1981 Will Lewis	10	20	378	18.9	36	0
1982 Horace Ivory	6	10	224	22.4	30	0
1983 Zachary Dixon	13	49*	1448*	23.4	94	1*
1984 David Hughes	16	17	348	20.5	38	0
1985 Randall Morris	16	31	636	20.5	58	0
1986 Bobby Joe Edmonds	15	34	764	22.5	46	0
1987 Bobby Joe Edmonds	11	27	564	20.9	43	0
1988 Bobby Joe Edmonds	16	40	900	22.5	65	0
1989 James Jefferson	16	22	511	23.2	97+	1*

FOUR-PEAT

Last season, Seahawks running back Chris Warren became the first person in team history to have four consecutive 1,000-yard rushing seasons. Warren rushed for 1,017 yards (8th overall) in 1992, 1,072 in 1993 (6th), a franchise record 1,545 in 1994, and 1,345 (4th overall) in 1995. Warren is the 14th player in National Football League history to have four straight 1,000-yard seasons.

	G	No	Yds	Avg	LG	TD
1990 Chris Warren	16	23	478	20.8	71	0
1991 Chris Warren	16	35	792	22.6	55	0
1992 Chris Warren	16	28	524	18.7	34	0
1993 Michael Bates	16	30	602	20.1	46	0
1994 Michael Bates	15	26	508	19.5	38	0
1995 Steve Broussard	15	43	1062	24.7	70	0

* Led NFL + Led AFC

DEFENSIVE

According to Unofficial Press Box Statistics

TACKLES

	G	No
1976 Dave Brown	14	111
1977 Terry Beeson	14	134
1978 Terry Beeson	16	153
1979 Terry Beeson	16	114
1980 Michael Jackson	15	136
1981 Michael Jackson	16	140
1982 Michael Jackson	8	64
1983 Bruce Scholtz	16	104
1984 Shelton Robinson	16	93
1985 Fredd Young	16	118
1986 Fredd Young	15	121
1987 Fredd Young	13	101
1988 Eugene Robinson	16	114
1989 Eugene Robinson	16	102
1990 Nesby Glasgow	16	83
1991 Terry Wooden	16	100
1992 Eugene Robinson	16	94
1993 Eugene Robinson	16	111
1994 Rod Stephens	16	128
1995 Terry Wooden	16	135

* NFL leader + AFC leader

SACKS

	G	No
1976 Steve Niehaus	14	9.5
1977 Alden Roche	12	3.5
1978 Bill Gregory	16	9.0
1979 Manu Tuiasosopo	16	8.0
1980 Jacob Green	14	6.5
1981 Jacob Green	16	12.0
1982 Jeff Bryant	9	3.0
Jacob Green	9	3.0
1983 Jacob Green	16	16.0
1984 Jeff Bryant	16	14.5
1985 Jacob Green	16	13.5
1986 Jacob Green	16	12.0
1987 Jacob Green	12	9.5
1988 Jacob Green	16	9.0
1989 Rufus Porter	16	10.5
1990 Jacob Green	16	12.5
1991 Rufus Porter	15	10.0
1992 Cortez Kennedy	16	14.0
1993 Michael Sinclair	9	8.0
1994 Michael Sinclair	12	4.5
1995 Antonio Edwards	13	6.5
Cortez Kennedy	16	6.5

TACKLES FOR LOSS

	G	No
1976 Steve Niehaus	14	13.0
1977 Ron East	14	9.0
1978 Keith Butler	16	12.0
1979 Terry Beeson	16	11.0
Robert Hardy	16	11.0
1980 Jacob Green	14	13.0
1981 Jacob Green	16	18.0
1982 Jacob Green	9	8.0
Robert Hardy	8	8.0
1983 Jacob Green	16	25.0
1984 Jacob Green	16	20.0
1985 Jacob Green	16	20.0
1986 Jacob Green	16	17.0
1987 Jacob Green	12	18.0
Fredd Young	13	18.0
1988 Jacob Green	16	16.0
1989 Rufus Porter	16	13.0
1990 Jacob Green	16	18.0
1991 Rufus Porter	15	16.0
1992 Cortez Kennedy	16	28.0
1993 Cortez Kennedy	16	13.5
1994 Rufus Porter	16	12.5
Rod Stephens	16	12.5
Terry Wooden	16	12.5
1995 Michael Sinclair	16	10.5
Terry Wooden	16	10.5

SPECIAL TEAMS

	G	No
1976 Don Dufek	14	15
1977 Peter Cronan	14	11
Charles McShane	14	11
1978 Cornell Webster	15	12
1979 Don Dufek	13	18
1980 Don Dufek	8	13
1981 Mike Tice	16	11
1982 Eric Lane	9	6
Ken McAlister	9	6
1983 Don Dufek	14	18
1984 Sam Merriman	16	21
1985 John Kaiser	16	14
1986 Eric Lane	15	16
1987 David Hollis	11	10
1988 Rufus Porter	16	16
1989 Rufus Porter	16	13
1990 James Jones	16	15
1991 David Daniels	16	12
Rod Stephens	16	12
Chris Warren	16	12
1992 Tracy Johnson	16	18
1993 Michael Bates	16	22
1994 Dean Wells	15	16
1995 Mack Strong	16	15

TOP INDIVIDUAL PERFORMANCES

RUSHING

	Att	Yds	TD	Opponent
1.	*Curt Warner	32	207	3 vs. Kansas City 11/27/83 (OT)
2.	Curt Warner	24	192	3 vs. Denver 12/20/86
3.	Chris Warren	30	185	1 at Houston 12/11/94
4.	Chris Warren	36	174	1 at New England 9/19/93
5.	Curt Warner	28	169	2 at San Diego 9/15/85
6.	Chris Warren	27	168	1 vs. Phoenix 12/19/93 (OT)
7.	Chris Warren	20	154	1 vs. Kansas City 11/22/92
8.	Sherman Smith	23	152	2 at Chicago 11/5/78
9.	Derrick Fenner	22	144	3 at Denver 9/23/90 (OT)
10.	Curt Warner	28	142	0 vs. San Diego 10/6/86
11.	Curt Warner	21	139	0 at Denver 10/26/86
12.	Curt Warner	27	136	0 at Denver 10/20/85 (OT)
13.	Chris Warren	29	136	1 at Washington 11/19/95
14.	*Curt Warner	24	135	0 vs. Denver 11/6/83
15.	Al Hunter	27	133	2 vs. Kansas City 12/17/78
16.	Jon Vaughn	26	131	0 vs. Pittsburgh 12/26/93
17.	Curt Warner	27	130	0 vs. L.A. Raiders 11/28/88
18.	*Curt Warner	25	128	2 at N.Y. Jets 9/11/83
19.	Chris Warren	23	127	0 at Arizona 10/29/95 (OT)
20.	Curt Warner	23	126	4 vs. Denver 12/11/88
	Chris Warren	26	126	1 vs. Pittsburgh 9/25/94
22.	*Sherman Smith	14	124	1 vs. Atlanta 11/7/76
23.	Curt Warner	25	123	1 vs. Green Bay 11/15/87
24.	Dan Doornink	21	122	2 at Atlanta 10/29/79
	Curt Warner	22	122	1 at Dallas 11/27/86
	Chris Warren	24	122	1 at New England 9/20/92
	Chris Warren	24	122	1 vs. L.A. Raiders 12/18/94
	Chris Warren	18	122	1 at Denver 11/13/94
29.	David Sims	23	121	3 at N.Y. Jets 9/17/78
	Chris Warren	27	121	1 at Jacksonville 11/12/95
31.	Curt Warner	23	119	1 vs. San Diego 11/22/87
32.	Jim Jodat	22	117	0 at Washington 9/28/80
	Chris Warren	19	117	0 at Kansas City 10/23/94
34.	*Curt Warner	26	116	0 vs. New England 12/18/83
	Curt Warner	23	116	2 vs. L.A. Raiders 12/8/86
	Chris Warren	16	116	0 vs. Tampa Bay 11/20/94
37.	Chris Warren	24	115	3 vs. Denver 10/1/95
38.	Curt Warner	21	114	0 vs. Pittsburgh 9/7/86
39.	Eric Lane	14	113	1 at Minnesota 9/30/84
40.	John L. Williams	15	112	1 vs. Kansas City 9/20/87
	Curt Warner	29	112	2 at L.A. Raiders 10/25/87
	Derrick Fenner	20	112	1 at Green Bay 12/9/90
	Chris Warren	24	112	0 vs. Cleveland 11/14/93
	Chris Warren	18	112	2 vs. San Diego 10/22/95
45.	Curt Warner	22	110	1 at Atlanta 10/2/88
46.	*Curt Warner	22	109	2 vs. San Diego 9/18/83
	John L. Williams	20	109	0 vs. Denver 12/11/88
	John L. Williams	17	109	0 vs. Denver 11/24/91
	Chris Warren	24	109	1 vs. Cincinnati 10/17/95
50.	David Sims	14	106	2 vs. Baltimore 11/12/78
	Curt Warner	16	106	1 at Washington 9/28/86
52.	Curt Warner	24	105	0 vs. New England 11/17/85
	John L. Williams	17	105	0 vs. L.A. Raiders 11/28/88
	Chris Warren	17	105	3 vs. Oakland 12/17/95
55.	David Sims	22	104	1 at Green Bay 10/15/78

		Att	Yds	TD	Opponent
	Theotis Brown	14	104	0	at N.Y. Jets 10/25/81
57.	Chris Warren	19	103	0	vs. Washington 11/8/92
58.	John L. Williams	13	102	1	vs. Houston 11/13/88
	Curt Warner	21	102	1	at L.A. Raiders 10/1/89
	John L. Williams	16	102	1	at Kansas City 1/2/94
61.	*Curt Warner	23	101	1	at L.A. Raiders 10/30/83
	Chris Warren	18	101	1	at Denver 12/10/95
	Chris Warren	22	100	2	at Washington 9/4/94

* Rookie

100 Yards: Warner 23, Warren 21, Williams 6, Sims 3, Fenner 2, Smith 2, Brown 1, Doornink 1, Hunter 1, Jodat 1, Lane 1, Vaughn 1.

PASSING

		Att	Cmp	Yds	TD	Opponent
1.	Dave Krieg	42	31	418	3	at Denver 11/20/83
2.	Dave Krieg	32	19	410	4	at L.A. Raiders 12/18/88
3.	Dave Krieg	44	30	406	3	at Denver 11/25/84
4.	Dave Krieg	51	33	405	4	vs. Atlanta 10/13/85
5.	Jim Zorn	33	24	384	4	vs. New Orleans 11/18/79
6.	Dave Krieg	39	29	379	2	at San Diego 11/10/91
7.	Kelly Stouffer	46	27	370	1	vs. New Orleans 10/16/88
8.	Jeff Kemp	27	20	344	4	at Detroit 10/18/87
9.	Dave Krieg	50	30	334	2	vs. Denver 12/15/84
10.	Jim Zorn	32	21	329	2	vs. San Diego 9/3/78
11.	Jim Zorn	43	24	327	1	at Oakland 9/20/81
12.	Bruce Mathison	42	20	326	2	vs. Miami 10/4/87
13.	Jeff Kemp	50	21	322	0	at Denver 9/15/91
14.	Jim Zorn	41	22	318	1	at Denver 11/21/82
15.	Jim Zorn	35	23	314	2	at Oakland 12/16/79
16.	Jim Zorn	36	20	312	4	vs. New England 9/21/80
17.	Dave Krieg	49	27	311	1	vs. San Diego 10/29/89
18.	Dave Krieg	35	22	310	2	at Green Bay 10/21/84
19.	Jim Zorn	32	17	308	1	at Green Bay 10/15/78
	Jim Zorn	39	22	308	2	vs. Denver 12/8/79
	Jim Zorn	47	31	308	1	vs. Kansas City 9/27/81
22.	Dave Krieg	32	22	307	5	at San Diego 9/15/85
23.	Dave Krieg	23	16	306	2	at Kansas City 11/11/90
24.	Dave Krieg	21	15	305	4	at San Diego 12/14/86

* Rookie

300 Yards: Krieg 11, Zorn 9, Kemp 2, Mathison 1, Stouffer 1

RECEIVING

		No	Yds	TD	Opponent
1.	Steve Largent	15	261	3	at Detroit 10/18/87
2.	Steve Largent	12	191	1	at Denver 11/25/84
3.	John L. Williams	7	180	1	at L.A. Raiders 12/18/88
4.	Sam McCullum	8	173	1	at Oakland 12/16/79
5.	Steve Largent	7	169	1	vs. N.Y. Jets 12/6/81
6.	Tommy Kane	10	162	0	at Miami 12/16/90
7.	Brian Blades	12	160	2	at New Orleans 9/1/91
8.	Steve Largent	8	155	3	at St. Louis 11/13/83
	Brian Blades	6	153	2	vs. N.Y. Giants 11/5/95
10.	Steve Largent	9	146	2	vs. New Orleans 11/18/79
	Brian Blades	9	146	1	vs. Phoenix 9/17/89
12.	*Brian Blades	8	145	1	vs. New Orleans 10/16/88
13.	Steve Largent	4	142	1	at Oakland 10/26/80
14.	Brian Blades	7	141	0	vs. Kansas City 11/27/94
15.	Charle Young	7	140	0	at San Diego 10/9/83

		No	Yds	TD	Opponent
16.	Steve Largent	5	139	2	vs. L.A. Raiders 9/16/79
	Steve Largent	8	139	1	vs. N.Y. Giants 12/7/80
18.	Steve Largent	8	138	0	vs. New England 11/17/85
19.	Jimmy Teal	9	137	0	vs. Miami 10/4/87
20.	Steve Largent	6	135	2	vs. Houston 10/21/79
21.	Steve Largent	4	134	2	vs. Buffalo 10/30/77
	Brian Blades	7	134	0	vs. Kansas City 12/5/93
23.	Steve Largent	7	133	1	vs. New England 12/18/83
24.	Brian Blades	10	132	1	vs. San Diego 10/3/93
25.	Brian Blades	8	131	0	at San Diego 11/10/91
26.	Steve Largent	8	130	2	vs. Washington 9/25/83
	Steve Largent	8	130	1	at Minnesota 9/30/84
28.	Steve Largent	7	129	1	at Green Bay 10/21/84
	John L. Williams	12	129	1	vs. L.A. Raiders 12/17/89
30.	*Steve Largent	7	128	1	vs. San Francisco 9/26/76
	Ray Butler	3	128	2	at New England 9/21/86
32.	Steve Largent	6	127	1	vs. San Diego 9/3/78
	Steve Largent	6	127	1	at Green Bay 10/15/78
	Steve Largent	6	127	0	at Atlanta 10/29/79
	Steve Largent	6	127	2	vs. New England 9/21/80
	Brian Blades	7	127	0	at Denver 12/10/95
37.	Steve Largent	6	126	2	at Chicago 11/5/78
38.	Brian Blades	4	123	2	at L.A. Raiders 12/11/88
39.	Sam McCullum	6	122	1	at Oakland 9/20/81
	Brian Blades	8	122	0	at Denver 11/26/89
	Tommy Kane	6	122	0	at Denver 9/15/91
42.	Daryl Turner	7	121	4	at San Diego 9/15/85
43.	Steve Largent	9	120	2	at Kansas City 12/2/79
44.	Steve Largent	5	118	1	vs. San Diego 10/4/81
	Paul Johns	6	118	1	vs. Pittsburgh 10/23/83
	Byron Franklin	5	118	1	vs. San Diego 10/6/86
47.	John L. Williams	8	117	1	at Chicago 12/20/87
	Brian Blades	10	117	1	vs. San Diego 10/29/89
49.	Steve Largent	4	116	2	vs. San Diego 11/27/77
	Steve Largent	8	116	2	vs. San Diego 9/18/83
	Paul Johns	9	116	0	at Denver 11/20/83
52.	Steve Largent	8	114	1	at Cincinnati 9/6/81
	*Joey Galloway	5	114	2	at Jacksonville 11/12/95
54.	Duke Ferguson	4	113	1	vs. Buffalo 10/30/77
	Brian Blades	7	113	1	at L.A. Raiders 10/1/89
56.	Sam McCullum	4	112	2	vs. St. Louis 9/12/76
	Steve Raible	3	112	1	at Minnesota 11/14/76
58.	Steve Largent	8	111	0	vs. Chicago 12/12/82
59.	Steve Largent	6	110	0	at Denver 9/23/79
	Steve Largent	5	110	0	at New Orleans 11/10/85
	John L. Williams	9	110	0	at San Diego 11/25/90
62.	Steve Largent	5	109	0	vs. Pittsburgh 11/28/82
63.	Steve Largent	8	108	1	vs. Cleveland 12/3/78
	Steve Largent	7	108	1	vs. N.Y. Jets 11/2/86
	*Joey Galloway	5	108	1	vs. Oakland 12/17/95
66.	Sam McCullum	5	107	0	at N.Y. Jets 10/19/80
	Ray Butler	6	107	2	vs. Denver 12/13/87
	Brian Blades	6	107	1	at Cincinnati 12/10/89
	Brian Blades	5	107	1	at Denver 9/15/91
	Brian Blades	8	107	1	vs. Kansas City 9/3/95
71.	Steve Largent	5	106	2	vs. Buffalo 10/14/84
72.	*David Sims	4	105	1	at Cincinnati 9/25/77
	Paul Johns	8	105	0	at New England 9/16/84
74.	Steve Largent	8	104	2	vs. Detroit 12/2/84
	Kelvin Martin	8	104	1	at Indianapolis 10/2/94
76.	*David Hughes	12	103	0	vs. Kansas City 9/27/81
	Paul Johns	5	103	0	at Denver 11/21/82
	Steve Largent	8	103	1	vs. Atlanta 10/13/85
	Brian Blades	6	103	0	vs. San Diego 12/27/92

	No	Yds	TD	Opponent
80. Tommy Kane	6	102	0	at Pittsburgh 10/20/91
Sam McCullum	5	102	0	vs. Denver 12/8/79
Steve Largent	7	102	0	at Cincinnati 11/16/86
*Joey Galloway	5	102	1	at Buffalo 10/15/95
84. *Steve Largent	6	101	1	vs. New Orleans 11/21/76
Steve Largent	6	101	1	vs. Philadelphia 11/02/80
Steve Largent	7	101	1	vs. Kansas City 12/01/85
87. Steve Largent	6	101	0	vs. Denver 12/20/86

* Rookie

100 Yards: Largent 40, Blades 17, McCullum 5, Johns 4, Williams 4, Galloway 3, Kane 3, Butler 2, Ferguson 1, Franklin 1, Hughes 1, Martin 1, Raible 1, Sims 1, Teal 1, Turner 1, C. Young 1

SACKS

	No	Loss	Opponent
1. Jacob Green	4.0	29.0	vs. N.Y. Giants 10/19/86
2. Jacob Green	3.5	24.5	vs. L.A. Raiders 10/16/83
3. Bill Gregory	3.0	10.0	vs. Denver 10/29/78
4. Jacob Green	3.0	29.0	vs. New England 12/18/83
5. Jacob Green	3.0	24.0	vs. Cleveland 9/3/84
6. Jeff Bryant	3.0	19.0	vs. Detroit 12/2/84
7. Jacob Green	3.0	15.0	vs. Cleveland 12/8/85
8. Jacob Green	3.0	12.0	vs. Philadelphia 11/23/86
9. Fredd Young	3.0	17.0	vs. Philadelphia 11/23/86
10. Jacob Green	3.0	28.0	vs. Kansas City 9/11/88
11. Rufus Porter	3.0	20.0	vs. San Diego 10/15/89
12. Jacob Green	3.0	14.0	vs. Detroit 12/30/90
13. Rufus Porter	3.0	16.0	vs. Denver 11/24/91
14. Cortez Kennedy	3.0	23.0	at New England 9/20/92
15. Michael Sinclair	3.0	23.0	vs. San Diego 10/3/93

* Rookie

3.0 or More: Green 8, Porter 2, Bryant 1, Gregory 1, Kennedy 1, Sinclair 1, Young 1

TOP OPPONENT PERFORMANCES

RUSHING

Player	Team, Date	Att	Yds	TD
1. Bo Jackson	L.A. Raiders 11/30/87	18	221	2
2. Earl Campbell	Houston 10/11/81	39	186	2
3. Walter Payton	Chicago 12/5/76	27	183	0
4. Marcus Allen	L.A. Raiders 12/5/82	24	156	2
Christian Okoye	Kansas City 10/8/89	30	156	1
6. Chuck Muncie	San Diego 11/16/81	20	151	2
Freeman McNeil	N.Y. Jets 10/27/85	22	151	0
8. Eric Dickerson	L.A. Rams 9/23/85	31	150	3
9. Ted McKnight	Kansas City 9/30/79	12	147	2
10. Mike Thomas	Washington 9/19/76	27	143	1
11. Earl Campbell	at Houston 9/19/82	30	142	1
12. Mike Pruitt	at Cleveland 11/11/79	15	141	2
13. Jim Otis	St. Louis 9/12/76	27	140	1
Freeman McNeil	at N.Y. Jets 9/11/83	22	140	0

	Player	Team, Date	Att	Yds	TD
15.	Gerald Riggs	Atlanta 10/13/85	23	139	0
16.	Mike Pruitt	Cleveland 9/12/82	30	136	2
17.	Franco Harris	Pittsburgh 10/23/83	31	132	1
	Glyn Milburn	at Denver 12/10/95	18	131	0
19.	Ottis Anderson	at St. Louis 11/13/83	29	130	0
20.	Bobby Humphrey	at Denver 9/23/90 (OT)	25	129	0
	Marshall Faulk	Indianapolis 12/4/94	27	129	1
22.	Marion Butts	at San Diego 11/25/90 (OT)	28	128	0

PASSING

	Player	Team, Date	Att	Cmp	Yds	TD	Int
1.	Dan Fouts	at San Diego 9/15/85	43	29	440	4	1
2.	John Elway	Denver 12/20/85	42	24	432	1	0
3.	Ken O'Brien	N.Y. Jets 11/2/86	32	26	431	4	0
	Steve Beuerlein	Phoenix 12/19/93 (OT)	53	34	431	3	2
5.	Tony Eason	at New Eng 9/21/86	45	26	414	3	0
6.	Jeff Blake	Cincinnati 11/6/94 (OT)	43	31	387	0	1
7.	Warren Moon	at Houston 11/7/93	55	36	369	2	2
8.	R. Cunningham	Phil 12/13/92 (OT)	44	27	365	0	1
9.	Lynn Dickey	Green Bay 10/21/84	38	24	364	3	3
10.	Jay Schroeder	L.A. Raiders 12/18/88	49	22	354	3	1
11.	Jeff Rutledge	at NY Giants 12/11/83	52	29	349	0	2
12.	John Elway	Denver 10/22/89	35	18	344	2	0
	Mark Herrmann	San Diego 10/6/85	35	26	344	3	3
14.	Ken Stabler	Oakland 9/16/79	37	25	343	1	2
15.	Ken Stabler	at Oakland 12/16/79	47	31	342	1	2
16.	Dan Fouts	at San Diego 12/13/80	42	29	339	1	2
17.	John Elway	at Denver 9/13/87	32	22	338	4	1
	Dan Fouts	San Diego 9/18/83	41	21	338	4	3
19.	John Elway	Denver 12/13/87	42	21	335	1	2
20.	Boomer Esiason	at Cincinnati 11/16/86	33	22	334	1	1
	Jeff Hostetler	at Oakland 10/8/95	33	20	333	2	0
22.	Dan Fouts	San Diego 9/9/84	40	23	332	2	4
23.	Dan Fouts	at San Diego 10/9/83	36	28	331	1	2
24.	John Elway	at Denver 10/26/86	32	18	321	1	1
25.	Bill Kenney	at KC 12/27/87	35	23	320	3	0
26.	Dan Fouts	at San Diego 10/14/79	35	28	318	3	0

RECEIVING YARDS

	Player	Team, Date	No	Yds	TD
1.	Wes Chandler	at San Diego 9/15/85	13	243	1
2.	Al Toon	N.Y. Jets 11/2/86	9	195	2
3.	Marcus Allen	at L.A. Raiders 10/7/84	4	173	1
4.	Morris Owens	Tampa Bay 10/16/77	9	166	1
	Henry Marshall	at Kansas City 12/9/84	8	166	1
	Roy Green	Phoenix 9/17/89	8	166	3
7.	Jerry Rice	San Francisco 9/25/88	6	163	3
	Tony Martin	at San Diego 9/10/95	13	163	0
9.	James Lofton	at Green Bay 10/21/84	5	162	2
10.	Stanley Morgan	at New England 9/21/86	7	161	3
	Wesley Walker	N.Y. Jets 11/2/86	6	161	1
	Fred Barnett	Philadelphia 12/13/92 (OT)	9	161	1
13.	Darnay Scott	Cincinnati 11/6/94 (OT)	7	157	0
14.	Cliff Branch	Oakland 9/16/79	7	156	0
	Willie Davis	Kansas City 9/3/95	6	155	2
16.	Vance Johnson	at Denver 11/26/89	6	154	2
17.	Todd Christensen	L.A. Raiders 10/16/83	11	152	3
	Gary Clark	Phoenix 12/19/93 (OT)	12	152	1
19.	Tony Martin	San Diego 9/18/94	6	152	1
20.	Wes Chandler	San Diego 10/6/85	9	150	2
21.	Carlos Carson	Kansas City 11/27/83 (OT)	7	149	1
	Gary Clark	Washington 12/23/89	9	149	1

Player	Team, Date	No	Yds	TD
Tim Brown	at Oakland 10/8/95	5	143	1
24. Anthony Miller	at San Diego 10/4/92	9	142	2
25. Mike Quick	at Philadelphia 9/10/89	6	140	1

SACKS

Player	Team, Date	No	Lost
1. Derrick Thomas	at Kansas City 11/11/90	7.0	60.0
2. Barney Chavous	Denver 12/21/80	4.0	47.0
Anthony Smith	L.A. Raiders 10/18/92	4.0	29.0
Anthony Smith	L.A. Raiders 9/12/93	4.0	21.0
Leslie O'Neal	San Diego 10/22/95	4.0	26.0
6. Keith Willis	Pittsburgh 10/23/83	3.5	15.0
Randy White	Dallas 12/4/83	3.5	30.0
Simon Fletcher	Denver 11/30/92 (OT)	3.5	23.5
8. 11 players tied with		3.0	

SERIES BREAKDOWN

(Regular Season Games Only)
(*Overtime)

AFC WEST (59-83)

DENVER BRONCOS (15-22)

10/2/77	— L	13-24	53,108	9/13/87	— L @	17-40	75,999
10/7/78	— L @	7-28	74,989	12/13/87	— W	28-21	61,759
10/29/78	— *L	17-20	62,948	9/4/88	— W @	21-14	75,986
9/23/79	— L @	34-37	74,879	12/11/88	— W	42-14	62,839
12/8/79	— W	28-23	60,038	10/22/89	— *L	21-24	62,353
11/23/80	— L @	20-36	73,274	11/26/89	— L @	14-41	75,117
12/21/80	— L	17-25	51,853	9/23/90	— *L @	31-34	75,290
9/13/81	— W	13-10	58,513	12/23/90	— W	17-12	55,845
12/13/81	— L @	13-23	74,527	9/15/91	— L @	10-16	74,152
11/21/82	— W @	17-10	73,916	11/24/91	— W	13-10	60,430
1/2/83	— W	13-11	43,145	11/30/92	— *W	16-13	51,612
11/6/83	— W	27-19	61,189	12/20/92	— L @	6-10	72,570
11/20/83	— L @	27-38	74,710	10/31/93	— L @	17-28	73,644
11/25/84	— W @	27-24	74,922	11/28/93	— L	9-17	57,812
12/15/84	— L	14-31	64,411	10/9/94	— L +	9-16	63,872
10/20/85	— *L @	10-13	74,899	11/13/94	— L @	10-17	71,290
12/20/85	— L	24-27	56,283	10/1/95	— W	27-10	49,914
10/26/86	— L @	13-20	76,089	12/10/95	— W @	31-27	71,488
12/20/86	— W	41-16	63,697				

* Overtime; +at Husky Stadium

KANSAS CITY CHIEFS (13-22)

12/11/77	— W @	34-31	22,562	12/27/87	— L @	20-41	20,370
11/19/78	— W @	13-10	32,252	9/11/88	— W	31-10	61,512
12/17/78	— W	23-19	58,490	11/20/88	— L @	24-27	33,152
9/30/79	— L	6-24	61,169	10/8/89	— L	16-20	60,715
12/2/79	— L @	21-37	42,160	11/5/89	— L @	10-20	54,489
9/14/80	— W @	17-16	42,403	10/21/90	— W	19-7	60,358
11/9/80	— L	30-31	58,976	11/11/90	— W @	17-16	71,285
9/27/81	— L	14-20	59,255	9/22/91	— L @	13-20	71,789
11/22/81	— L @	13-40	49,002	12/1/91	— L	6-19	57,248
9/4/83	— L @	13-17	42,531	9/13/92	— L @	7-26	75,125
11/27/83	— *W	51-48	56,795	11/22/92	— L	14-24	49,867
11/4/84	— W	45-0	61,396	12/5/93	— L	16-31	58,551
12/9/84	— L @	7-34	34,855	1/2/94	— L @	24-34	72,136
9/29/85	— L @	7-28	50,485	10/23/94	— L @	23-38	78,847
12/1/85	— W	26-6	52,655	11/27/94	— W	10-9	54,120
9/14/86	— W	23-17	61,068	9/3/95	— L	10-34	47,564
11/9/86	— L @	7-27	53,268	12/24/95	— L @	3-26	75,784
9/20/87	— W	43-14	61,667				

* Overtime

OAKLAND RAIDERS (16-20)

11/6/77	—	L @	7-44	50,929	11/28/88	—	W	35-27	62,641
10/22/78	—	W	27-7	62,529	12/18/88	—	W @	43-37	61,127
11/26/78	—	W @	17-16	52,978	10/1/89	—	W @	24-20	44,319
9/16/79	—	W	27-10	61,602	12/17/89	—	W	23-17	61,076
12/16/79	—	W @	29-24	53,177	9/16/90	—	L	13-17	61,889
10/26/80	—	L @	14-33	50,185	10/14/90	—	L @	17-24	50,624
11/17/80	—	L	17-19	60,480	10/13/91	—	*L	20-23	61,974
9/20/81	—	L @	10-20	45,725	11/17/91	—	L @	7-31	49,317
11/29/81	—	L	31-32	57,147	10/18/92	—	L	0-19	56,904
12/5/82	—	L @	23-28	42,170	11/15/92	—	L @	3-20	46,862
10/16/83	—	W	38-36	60,697	9/12/93	—	L	13-17	58,836
10/30/83	—	W @	34-21	49,708	12/12/93	—	L @	23-27	38,161
10/7/84	—	L @	14-28	77,904	9/11/94	—	W @	38-9	47,319
11/12/84	—	W	17-14	64,011	12/11/94	—	L	16-17	53,301
11/3/85	—	W	33-3	64,060	10/8/95	—	L @	14-34	50,213
12/15/85	—	L @	3-13	77,425	12/17/95	—	W	44-10	58,428
10/12/86	—	L @	10-14	70,635	Franchise transferred from Oakland to Los Angeles in 1982. Transferred back to Oakland in 1995.				
12/8/86	—	W	37-0	62,923	* Overtime				
10/25/87	—	W @	35-13	52,735					
11/30/87	—	L	14-37	62,802					

SAN DIEGO CHARGERS (15-19)

11/27/77	—	L	28-30	55,338	9/18/88	—	L @	6-17	44,449
9/3/78	—	L	20-24	55,778	10/30/88	—	W	17-14	59,641
12/10/78	—	L @	10-37	49,975	10/15/89	—	W @	17-16	50,079
9/2/79	—	L	16-33	62,287	10/29/89	—	W	10-7	59,961
10/14/79	—	L @	10-20	50,077	11/4/90	—	L	14-31	59,646
9/7/80	—	L	13-34	62,042	11/25/90	—	*W @	13-10	50,097
12/13/80	—	L @	14-21	49,980	10/27/91	—	W	20-9	58,025
10/4/81	—	L @	10-24	51,463	11/10/91	—	L @	14-17	43,597
11/16/81	—	W	44-23	58,628	10/4/92	—	L @	6-17	36,783
9/18/83	—	W	34-31	61,714	12/27/92	—	L	14-31	49,324
10/9/83	—	L @	21-28	49,132	9/5/93	—	L @	12-18	58,039
9/9/84	—	W	31-17	61,314	10/3/93	—	W	31-14	54,778
10/29/84	—	W @	24-0	53,974	09/18/94	—	L +	10-24	65,536
9/15/85	—	W @	49-35	54,420	10/30/94	—	L @	15-35	59,001
10/6/85	—	W	26-21	61,300	9/10/95	—	L @	10-14	54,420
10/6/86	—	W	33-7	63,207	10/22/95	—	L	25-35	45,821
12/14/86	—	W @	34-24	47,096	* Overtime; +at Husky Stadium				
11/22/87	—	W	34-3	62,444					

AFC CENTRAL (28-20)

CLEVELAND BROWNS (9-4)

12/18/77	—	W	20-19	61,583	12/8/85	—	W	31-13	58,477
12/3/78	—	W	47-24	62,262	10/9/88	—	W @	16-10	78,605
11/11/79	—	W @	29-24	72,440	11/12/89	—	L	7-17	58,978
10/12/80	—	L	3-27	61,366	11/14/93	—	W	22-5	54,622
12/20/81	—	W	42-21	51,435	12/24/94	—	L @	9-35	54,180
9/12/82	—	L	7-21	55,907	Franchise suspended after 1995 season.				
10/2/83	—	W @	24-9	75,446					
9/3/84	—	W	33-0	59,540					

CINCINNATI BENGALS (7-7)

9/25/77	—	L @	20-42	45,579	12/10/89	—	W @	24-17	54,744
9/6/81	—	L @	21-27	41,177	10/1/90	—	W	31-16	60,135
12/26/82	—	L @	10-24	55,330	10/6/91	—	W @	13-7	60,010
11/18/84	—	W @	26-6	50,280	9/6/92	—	L	3-21	57,350
9/8/85	—	W @	28-24	51,625	9/26/93	—	W @	19-10	46,880
11/16/86	—	L @	7-34	54,410	11/06/94	—	*L	17-20	46,630
10/11/87	—	L	10-17	31,739	9/17/95	—	W	24-21	39,492

HOUSTON OILERS (5-4)

11/20/77	—	L	10-22	61,519	11/13/88	—	W	27-24	60,446
10/21/79	—	W	34-14	60,705	12/2/90	—	*W	13-10	57,592
10/5/80	—	W @	26-7	46,860	11/7/93	—	L @	14-24	50,447
10/11/81	—	L @	17-35	42,671	12/11/94	—	W @	16-14	31,453
9/19/82	—	L @	21-23	43,117	* Overtime				

JACKSONVILLE JAGUARS (1-0)

11/12/95	—	W @	47-30	71,290					
----------	---	-----	-------	--------	--	--	--	--	--

PITTSBURGH STEELERS (6-5)

12/4/77 — L @ 20-30 45,429	12/6/87 — L @ 9-13 48,881
9/10/78 — L @ 10-21 48,277	10/20/91 — W @ 27-7 54,678
11/8/81 — W 24-21 59,058	12/6/92 — L @ 14-20 47,015
11/28/82 — W 16-0 55,553	12/26/93 — W 16-6 51,814
10/23/83 — L 21-27 61,615	9/25/94 — W + 30-13 59,637
9/7/86 — W 30-0 61,146	* Overtime; + at Husky Stadium

AFC EAST (20-20)**BUFFALO BILLS (3-2)**

10/30/77 — W 56-17 61,180	12/4/89 — W 17-16 57,682
10/14/84 — W 31-28 59,034	10/15/95 — L @ 21-27 74,362
11/6/88 — L 3-13 61,074	

INDIANAPOLIS COLTS (1-4)

9/18/77 — L 14-29 58,991	12/4/94 — L 19-31 39,574
11/12/78 — L 14-17 61,905	Franchise transferred from Baltimore in 1984.
9/29/91 — W 31-3 56,656	
10/2/94 — L @ 15-17 49,876	

MIAMI DOLPHINS (1-4)

10/23/77 — L @ 13-31 29,855	9/27/92 — L 17-19 59,374
9/9/79 — L @ 10-19 56,233	Moved from the Orange Bowl into Joe Robbie Stadium in 1987.
10/4/87 — W 24-20 19,448	
12/16/90 — L @ 17-24 57,851	

NEW ENGLAND PATRIOTS (7-6)

10/9/77 — L @ 0-31 45,929	12/4/88 — L @ 7-13 59,068
9/21/80 — L 31-37 61,035	9/24/89 — W @ 24-3 48,025
12/19/82 — L 0-16 53,457	10/7/90 — W @ 33-20 39,735
12/18/83 — W 24-6 59,688	9/20/92 — W @ 10-6 42,327
9/16/84 — L @ 23-38 43,140	9/19/93 — W @ 17-14 50,392
11/17/85 — L 13-20 60,345	10/24/93 — W 10-9 56,526
9/21/86 — W @ 38-31 58,977	

NEW YORK JETS (8-4)

11/13/77 — W @ 17-0 43,973	10/27/85 — L @ 14-17 69,320
9/17/78 — W @ 24-17 46,911	11/28/86 — L 7-38 62,497
11/26/79 — W 30-7 59,977	11/9/87 — L @ 14-30 60,452
10/19/80 — W @ 27-17 52,496	9/8/91 — W 20-13 56,770
10/25/81 — W @ 19-3 49,678	11/26/95 — L 10-16 41,160
12/6/81 — W 27-23 53,105	Moved from Shea Stadium into Giants Stadium in 1984.
9/11/83 — W @ 17-10 50,066	

NFC WEST (8-12)**ATLANTA FALCONS (4-1)**

11/7/76 — W 30-13 57,985	10/2/88 — W @ 31-20 28,619
10/29/79 — W @ 31-28 52,566	12/15/91 — L @ 13-26 53,834
10/13/85 — W 30-26 60,430	Moved into Georgia Dome in 1992.

CAROLINA PANTHERS (0-0)

Have not played

NEW ORLEANS SAINTS (2-3)

11/21/76 — L 27-51 61,865	10/16/88 — L 19-20 63,569
11/18/79 — W 38-24 60,055	9/1/91 — L @ 24-27 68,492
11/10/85 — W @ 27-3 47,365	

ST. LOUIS RAMS (1-4)

10/31/76 — L @ 6-45 52,035	12/22/91 — W 23-9 51,100
11/4/79 — L 0-24 62,048	Moved from L.A. Coliseum to Anaheim Stadium in 1980. Moved from Anaheim to St. Louis in 1995.
9/23/85 — L 24-35 63,292	
10/23/88 — L @ 10-31 57,033	

SAN FRANCISCO 49ERS (1-4)

9/26/76 — L 21-37 59,108	9/25/88 — L 7-38 63,382
10/7/79 — W @ 35-24 44,592	12/8/91 — L 22-24 56,711
11/25/85 — L @ 6-19 57,482	

NFC CENTRAL (17-9)

CHICAGO BEARS (4-2)

10/25/76	— L	7-34	60,510	9/23/84	— W	38-9	61,520
11/5/78	— W @	31-29	50,697	12/20/87	— W @	34-21	62,518
12/12/82	— W	20-14	52,826	9/9/90	— L @	0-17	64,400

DETROIT LIONS (4-2)

10/24/76	— L	14-41	61,280	10/18/87	— W @	37-14	8,310
9/24/78	— W	28-16	56,781	12/30/90	— W	30-10	50,681
12/2/84	— W	38-17	62,441	10/17/93	— L @	10-30	60,801

GREEN BAY PACKERS (3-3)

10/10/76	— L @	20-27	54,983	11/15/87	— W	24-13	60,963
10/15/78	— L @	28-45	52,712	12/9/90	— W @	20-14	52,015
11/1/81	— L @	24-34	49,467	1981 game played at Green Bay. All others in Milwaukee.			
10/21/84	— W @	30-24	52,286				

MINNESOTA VIKINGS (3-2)

11/14/76	— L @	21-27	45,087	11/18/90	— L	21-24	59,735
10/8/78	— W	29-28	62,031	Moved from Metropolitan Stadium into the Metrodome in 1982.			
9/30/84	— W @	20-12	57,171				
11/1/87	— W	28-17	61,134				

TAMPA BAY BUCCANEERS (3-0)

10/17/76	— W @	13-10	43,812	11/20/94	— W	22-21	37,466
10/16/77	— W	30-23	54,783				

NFC EAST (9-23)

ARIZONA CARDINALS (0-5)

9/12/76	— L	24-30	58,441	10/29/95	— *L @	14-20	39,600
11/13/83	— L @	28-33	33,280	Franchise transferred from St. Louis in 1988.			
9/17/89	— L	24-34	60,444				
12/19/93	— *L	27-30	45,737				

DALLAS COWBOYS (1-4)

10/3/76	— L	13-28	62,027	11/27/86	— W @	31-14	58,020
11/27/80	— L @	7-51	57,540	10/11/92	— L @	0-27	62,311
12/4/83	— L	10-35	63,352				

NEW YORK GIANTS (3-5)

11/28/76	— L @	16-28	65,111	10/19/86	— W	17-12	62,282
12/7/80	— L	21-27	51,617	11/19/89	— L @	3-15	75,014
10/18/81	— L	0-32	56,134	10/25/92	— L @	10-23	67,399
12/11/83	— W @	17-12	48,942	11/5/95	— W	30-28	42,100

PHILADELPHIA EAGLES (2-4)

12/12/76	— L @	10-27	37,949	9/10/89	— L @	7-31	64,287
11/2/80	— L	20-27	61,047	12/13/92	— *L	17-20	47,492
11/23/86	— W	24-20	55,786	12/3/95	— W	26-14	39,893

WASHINGTON REDSKINS (3-5)

9/19/76	— L @	7-31	53,174	12/23/89	— L	0-29	60,294
9/28/80	— W @	14-0	53,263	11/8/92	— L	3-16	53,616
9/25/83	— L	17-27	60,718	9/4/94	— W @	28-7	52,930
9/28/86	— L @	14-19	54,157	11/19/95	— W @	27-20	51,298

WOODEN'S WORLD

Linebacker Terry Wooden led the Seahawks in tackles with 135, according to unofficial press box statistics. Wooden's total was the most since 1981 and ranks fifth all-time. His total of 114 solo tackles set a franchise record. The seven-year veteran was awarded the Steve Largent Award, which is given to the player that best exemplifies the spirit, dedication, and integrity of the Seahawks.

SERIES HISTORY

	Regular Season				Post-sea.	Pre-sea.
	Total	Home	Road	OT		
* Arizona	0-5	0-3	0-2	0-2	0-0	6-3
Arizona	0-3	0-2	0-1	0-2	0-0	4-1
St. Louis	0-2	0-1	0-1	0-0	0-0	2-2
Atlanta	4-1	2-0	2-1	0-0	0-0	1-0
^ Baltimore	0-0	0-0	0-0	0-0	0-0	0-0
Buffalo	3-2	3-1	0-1	0-0	0-0	2-0
Carolina	0-0	0-0	0-0	0-0	0-0	0-0
Chicago	4-2	2-1	2-1	0-0	0-0	1-1
Cincinnati	7-7	2-3	5-4	0-1	0-1	0-0
Cleveland	9-4	6-3	3-1	0-0	0-0	0-0
Dallas	1-4	0-2	1-2	0-0	0-0	2-0
Denver	15-22	11-8	4-14	1-4	1-0	0-4
Detroit	4-2	3-1	1-1	0-0	0-0	5-2
+ Green Bay	3-3	1-0	2-3	0-0	0-0	1-0
Houston	5-4	3-1	2-3	1-0	0-1	1-0
# Indianapolis	1-4	1-3	0-1	0-0	0-0	5-4
Baltimore	0-2	0-2	0-0	0-0	0-0	1-0
Jacksonville	1-0	0-0	1-0	0-0	0-0	0-0
Kansas City	13-22	9-8	4-14	1-0	0-0	0-0
Miami	1-4	1-1	0-3	0-0	1-1	0-1
Minnesota	3-2	2-1	1-1	0-0	0-0	4-3
New England	7-6	2-3	5-3	0-0	0-0	1-1
New Orleans	2-3	0-2	2-1	0-0	0-0	1-0
N.Y. Giants	3-5	2-2	1-3	0-0	0-0	0-0
N.Y. Jets	8-4	3-2	5-2	0-0	0-0	0-0
@ Oakland	16-20	9-8	8-11	0-1	1-1	1-1
Oakland	5-6	3-2	2-4	0-0	0-0	1-1
Los Angeles	11-14	6-2	6-7	0-1	1-1	0-0
Philadelphia	2-4	2-2	0-2	0-1	0-0	0-0
Pittsburgh	6-5	5-1	1-4	0-0	0-0	0-0
% St. Louis	1-4	1-2	0-2	0-0	0-0	2-6
Los Angeles	1-4	1-2	0-2	0-0	0-0	2-6
San Diego	15-19	10-8	5-11	1-0	0-0	2-1
San Francisco	1-4	0-3	1-1	0-0	0-0	9-12
Tampa Bay	3-0	2-0	1-0	0-0	0-0	3-0
Washington	3-5	0-3	3-2	0-0	0-0	0-0
TOTALS	141-167	82-71	59-96	4-9	3-4	47-39

* Includes 2 games while franchise was located in St. Louis (0-2)

^ Relocated from Cleveland in 1996. All records remain in Cleveland.

+ Includes 5 games at Milwaukee's County Stadium (3-2)

Includes 2 games while franchise was located in Baltimore (0-2)

@ Includes 25 games (11-14) while franchise was located in Los Angeles

% Includes 5 games while franchise was located in Los Angeles (1-4)

BY STADIUM

Stadium (City)	Reg.	Post	OT	Pre
Anaheim Stadium (Anaheim)	0-1	0-0	0-0	1-2
Arrowhead Stadium (Kansas City)	4-14	0-0	0-0	0-0
Astrodome (Houston)	2-3	0-1	0-1	1-0
Busch Stadium (St. Louis)	0-1	0-0	0-0	0-2
Cleveland Stadium (Cleveland)	3-1	0-0	0-0	0-0
County Stadium (Milwaukee)	3-2	0-0	0-0	0-0
Foxboro Stadium (Foxboro)	5-3	0-0	0-0	0-0
Fulton County Stadium (Atlanta)	2-1	0-0	0-0	0-0
Georgia Dome (Atlanta)	0-0	0-0	0-0	0-0
Giants Stadium (New York)	1-5	0-0	0-0	0-0
Jets	0-2	0-0	0-0	0-0
Giants	1-3	0-0	0-0	0-0
Houlihan's Stadium (Tampa Bay)	1-0	0-0	0-0	0-0
Jack Murphy Stadium (San Diego)	5-11	0-0	1-0	0-1

Stadium (City)	Reg.	Post	OT	Pre
Joe Robbie Stadium (Miami)	0-1	0-0	0-0	0-0
Kingdome (Seattle)	82-71	2-0	3-6	29-18
Lambeau Field (Green Bay)	0-1	0-0	0-0	0-0
Memorial Coliseum (Los Angeles)	6-8	0-1	0-0	0-1
Rams	0-1	0-0	0-0	0-1
Raiders	6-7	0-1	0-0	0-0
Memorial Stadium (Baltimore)	0-0	0-0	0-0	0-0
Metrodome (Minneapolis)	1-0	0-0	0-0	1-2
Metropolitan Stadium (Minneapolis)	0-1	0-0	0-0	0-0
Mile High Stadium (Denver)	4-14	0-0	0-2	0-2
Oakland-Alameda Co. Coliseum	2-4	0-0	0-0	0-1
Orange Bowl (Miami)	0-2	1-1	0-0	0-0
Pontiac Silverdome (Detroit)	1-1	0-0	0-0	2-1
RCA Dome (Indianapolis)	0-1	0-0	0-0	2-2
Rich Stadium (Buffalo)	0-1	0-0	0-0	0-0
Riverfront Stadium (Cincinnati)	5-4	0-1	0-0	0-0
R.F.K. Memorial (Washington, D.C.)	3-2	0-0	0-0	0-0
Shea Stadium (New York)	5-0	0-0	0-0	0-0
Soldier Field (Chicago)	2-1	0-0	0-0	0-0
Sun Devil Stadium (Tempe)	0-1	0-0	0-1	2-0
Superdome (New Orleans)	2-1	0-0	0-0	1-0
Texas Stadium (Dallas)	1-2	0-0	0-0	0-0
3Com Park (San Francisco)	1-1	0-0	0-0	5-7
Three Rivers Stadium (Pittsburgh)	1-4	0-0	0-0	0-0
TransWorld Dome (St. Louis)	0-0	0-0	0-0	0-0
Veterans Stadium (Philadelphia)	0-2	0-0	0-0	0-0

OVERTIME SUMMARIES

Denver 20, at Seattle 17 — Sunday, October 29, 1978

The Broncos Jim Turner kicked a second-chance 18-yard field goal 12:59 into overtime for the win. Turner missed an 18-yarder the play before but the Seahawks were penalized for 12 men on the field. Denver's Steve Foley intercepted a pass at the Seattle 36 to set up the drive. The Broncos had three possessions in the overtime and Seattle two.

at Seattle 51, Kansas City 48 — Sunday, November 27, 1983

Norm Johnson's third 42-yard field goal of the day, with 1:46 gone, gave the Seahawks the win in the highest-scoring game in Seattle history and the third-highest in NFL history. Seattle had the only possession in overtime, driving 24 yards in four plays. Zachary Dixon's 47-yard kickoff return to the Chiefs 48 started the drive, which featured four Curt Warner runs to the Kansas City 24 before Johnson kicked his field goal on third down. Warner set team records with 32 rushes, 207 rushing yards, and scored three touchdowns. Johnson had tied the game with two seconds left in regulation with a 42-yarder.

at Denver 13, Seattle 10 — Sunday, October 20, 1985

Rich Karlis booted a 24-yard field goal 9:19 into overtime for the winner. Each team had three possessions, with the first two ending in punts. Seattle's third drive ended in Daniel Hunter's interception and 20-yard return to the Seahawks 15. Karlis booted his field goal four plays later.

Denver 24, at Seattle 21 — Sunday, October 22, 1989

David Treadwell kicked a 27-yard field goal 7:46 into overtime. Seattle won the toss and drove to the Broncos 22 where Norm Johnson's 40-yard field goal was wide left. After a Denver punt, Denver's Dennis Smith intercepted a Dave Krieg pass and

returned it 28 yards to the Seattle 10, where Treadwell kicked a field goal on the next play.

at Denver 34, Seattle 31 — Sunday, September 23, 1990

David Treadwell's 25-yard field goal 9:14 into overtime capped Denver's first overtime possession. Seattle won the toss and drove to the Denver 26 where Johnson's 44-yard field goal was wide right. The Broncos then moved from their own 26 to the Seattle 8 setting up the kick.

Seattle 13, at San Diego 10 — Sunday, November 25, 1990

Norm Johnson's 40-yard field goal came 3:01 into overtime and was set up by Rufus Porter's recovery of a Nesby Glasgow forced fumble at the Chargers 23.

at Seattle 13, Houston 10 — Sunday, December 2, 1990

De ja vu. Norm Johnson's 42-yard field goal 4:25 into overtime was set up by David Wyman's recovery of a Tony Woods forced fumble at the Houston 27.

L.A. Raiders 23, at Seattle 20 — Sunday, October 13, 1991

Jeff Jaeger's 37-yard field goal 6:37 into overtime was the winner. After both team's punted on their first possession, Los Angeles' Ronnie Lott intercepted Jeff Kemp at the Seattle 19 and Jaeger kicked the game-winner on the next play.

at Seattle 16, Denver 13 — Sunday, November 30, 1992

John Kasay redeemed himself with a 32-yard field goal 11:10 into overtime as Seattle snapped an eight-game losing streak. Kasay had missed a 33-yarder on Seattle's second overtime possession. Denver had three possessions and Seattle four. The Seahawks special teams and defense set up the game-winning drive by downing a punt at the Denver 4 and holding the Broncos to no yards on three plays. Seattle drove 24 yards in four plays for the winner.

Philadelphia 20, at Seattle 17 — Sunday, December 13, 1992

Roger Ruzek's 44-yard field goal as the gun sounded ended the longest game in Seattle history (75:00). The Eagles gained 101 yards and controlled the ball for 10:02 on three overtime possessions, while holding the Seahawks to 20 yards on two.

Phoenix 30, at Seattle 27 — Sunday, December 19, 1993

Greg Davis kicked a club record and personal best 55-yard field goal on the last play of regulation and added a 41-yarder on the Cardinals only overtime possession for the win. Davis' 55-yard kick capped a 27-yard, 7-play drive after Seattle took a 27-24 lead on Rick Mirer's one-yard run with 1:22 left. Steve Beuerlein hit 5-of-6 passes on Phoenix's 57-yard, 13-play game-winning drive. It was the only possession in overtime by either team.

Cincinnati 20, at Seattle 17 — Sunday, November 6, 1994

Doug Pelfrey kicked his Cincinnati record sixth field goal of the game, a 26-yarder, 8:14 into overtime to give the winless Bengals (0-8) their first victory of the season. Pelfrey's kick came one play after quarterback Jeff Blake connected on a 76-yard pass to Darnay Scott to the Seattle 7. Each team had two possessions in the overtime. The game marked the Seahawks first game in the Kingdome, which had been undergoing ceiling tile repairs since mid-July.

at Arizona 20, Seattle 14 — Sunday, October 29, 1995

Lorenzo Lynch returned a deflected pass 72 yards for a touchdown with 3:33 left in overtime. His return ended a game that had a combined 11 turnovers, seven by Seattle, including a team record eight fumbles. Each team had chances to win late, but Seattle lost a fumble into the Cardinals end zone and had a field goal blocked while Arizona had a field goal blocked. After the block, the Seahawks moved to the Cardinals 33 where a second-and-six pass was deflected into Lynch's hand.

PLAYOFF SUMMARIES

at Seattle 31, Denver 7 — Saturday, December 23, 1983

Dave Krieg completed 12-of-13 passes for 200 yards and three touchdowns to pace the win in the AFC Wild Card Game, the first playoff game in team history. Krieg expanded a 10-7 halftime lead with two scoring passes. Rookie running back Curt Warner added 99 yards rushing on 23 carries, while the defense recorded three takeaways and two sacks.

Seattle 27, at Miami 20 — Saturday, December 31, 1983

Curt Warner's two-yard touchdown run with 1:48 left capped a 66-yard, five-play drive and gave the Seahawks a road win over the defending AFC champions. The drive also featured two Dave Krieg-to-Steve Largent completions, for 16 and 40 yards. The latter placed the ball at the Dolphins two. Seattle had led 17-13 with 3:43 left but suffered a turnover to led to Miami's go-ahead score. Seattle answered with their touchdown drive and then added a field goal after Miami fumbled the ensuing kickoff. Another kickoff fumble recovery allowed Seattle to run out the clock. Warner rushed for 113 yards on 29 carries and scored twice. The Seattle defense accounted for five takeaways.

at L.A. Raiders 30, Seattle 14 — Sunday, January 8, 1984

Seattle's Cinderella season ended one game short of the Super Bowl as the Los Angeles Raiders intercepted five passes and limited the Seahawks to 167 total yards. Marcus Allen rushed for 154 yards on 25 carries and Jim Plunkett hit 17-of-24 passes for 214 yards and one touchdown as the Raiders rolled up 401 yards. Frank Hawkins rushed for two touchdowns while Malcolm Barnwell caught five passes for 116 yards.

at Seattle 13, L.A. Raiders 7 — Saturday, December 22, 1984

Dan Doornink rushed for a career-high 126 yards to lead the win over the defending Super Bowl champions. Seattle gained 205 yards rushing and controlled the ball for 34:19, while the defense recorded six sacks and three takeaways. Seattle's only touchdown came on a 26-yard Dave Krieg-to-Daryl Turner pass, while Kenny Easley last-play interception stymied the Raiders. Norm Johnson added 35 and 44 yard field goals.

at Miami 31, Seattle 10 — Saturday, December 29, 1984

Dan Marino, who threw an NFL-record 48 touchdown passes during the regular season, added three against the Seahawks. Marino completed 21-of-34 passes for 262 yards but was picked off twice by John Harris. Marino added to a 14-10 Miami halftime lead with a pair of third quarter touchdown passes. Seattle's only touchdown came on a 56-yard touchdown pass from Dave Krieg to Steve Largent.

at Houston 23, Seattle 20 (OT) — Sunday, January 3, 1988

Tony Zendejas kicked a 42-yard field goal 8:05 into overtime. Seattle tied the game with 26 seconds left on a 12-yard pass from Dave Krieg to Steve Largent, capping a 10-play, 80-yard drive. Houston held a 437-to-250 total yard and 47:44-to-20:21 time of possession advantages. Seattle played without leading rusher Curt Warner (ankle).

at Cincinnati 21, Seattle 13 — Saturday, December 31, 1988

The Bengals jumped to a 21-0 lead and held off the Seahawks in a clash between divisional winners. Cincinnati rushed for 254 yards, including 126 and a touchdown by rookie Icky Woods, and held Seattle to 13 yards. Stanley Wilson rushed for two scores. Seattle's John L. Williams caught 13 passes for 137 yards and a score, the third-best reception total in NFL history.



**YEAR BY YEAR
REVIEW**

1976 REVIEW

Date	W/L	Score	Opp	Att	Interceptions	No	Yds	Avg	LG	TD	
09/12	L	24-30	St. Louis	58,441	Brown	4	70	17.5	33	0	
09/19	L	7-31	at Washington	53,174	Woolsey	4	19	4.7	13	0	
09/26	L	21-37	San Francisco	59,108	Matthews	3	60	20.0	40	1	
10/03	L	13-28	Dallas	62,027	SEA	15	218	14.5	40	1	
10/10	L	20-28	Green Bay (at Milwaukee)	54,983	OPP	30	388	12.9	70	4	
10/17	W	13-10	at Tampa Bay	43,812	Punt Returns	No	FC	Yds	Avg	LG	TD
10/24	L	14-41	Detroit	61,280	Blackwood	19	2	132	6.9	26	0
10/31	L	6-41	at L.A. Rams	52,035	Brown	13	4	74	5.6	19	0
11/07	W	31-13	Atlanta	57,985	SEA	39	6	246	6.3	26	0
11/14	L	21-27	at Minnesota	45,087	OPP	56	3	534	9.5	50	1
11/21	L	27-51	New Orleans	61,865	Kickoff Returns	No	Yds	Avg	LG	TD	
11/28	L	16-28	at N.Y. Giants	65,111	Ross	30	655	21.8	45	0	
12/05	L	7-34	Chicago	60,510	Bolton	15	280	18.6	30	0	
12/12	L	10-27	at Philadelphia	37,949	SEA	79	1605	20.3	45	0	
					OPP	46	1041	22.6	41	0	

Team Statistics		Sea	Opp	Punting	No	Yds	Avg	NetTB	I20	LGB		
TOTAL FIRST DOWNS		237	323	Engles	80	3067	38.3	29.9	3	13	55	2
Rushing		75	166	SEA	82	3067	37.4	30.1	3	13	55	2
Passing		140	136	OPP	65	2275	35.0	29.6	5	10	54	2
Penalty		22	21	FGs	1-19	20-29	30-39	40-49	50+			
3rd Down: Made/Att	59/221	96/219	Bitterlich	0-0	1-1	0-2	0-1	0-0				
3rd Down Pct.	26.7	43.8	Leypoldt	0-0	2-2	1-2	5-7	0-1				
4th Down: Made/Att	15/20	6/16	SEA	0-0	3-3	1-4	5-8	0-1				
4th Down Pct.	75.0	37.8	OPP	1-1	7-7	7-11	5-9	0-2				
TOTAL NET YARDS	4062	5405	Bitterlich: (27) (—)	(36W,40W,33W)								
Avg. Per Game	290.1	386.0	Leypoldt: () () (—)	(48,44,45B)								
Total Plays	882	1008	(25,39,51S) (—)	(43,41) (—) (36W) (—)								
Avg. Per Play	4.6	5.3	(45,46R) (—)	(24)								
NET YARDS RUSHING	1413	2881	SEA: (27) (—)	(36W,40W,33W) (—)								
Avg. Per Game	100.9	206.0	(48,44,45B)	(25,39,51S) (—) (43,41) (—)								
Total Rushes	374	614	(36W) (—)	(45,46R) (—) (24)								
NET YARDS PASSING	2649	2524	OPP: (28,46W,22,26)	(37) (45,45,31)								
Avg. Per Game	189.2	180.0	(50B,39W) (—)	(38,36W,35B) (25,44) (20)								
Sacked/Yards Lost	28/225	27/246	(44W,18,40B,21)	(32W,43,39) (46,36,21)								
Gross Yards	2874	2770	(—)	(45S,51S) (33,37)								
Att./Completions	480/229	367/223										
Completion Pct.	47.7	60.7										
Had Intercepted	30	15										
PUNTS/AVERAGE	82/37.4	65/35.0										
NET PUNTING AVG.	30.1	29.6										
PENALTIES/YARDS	80/684	106/926										
FUMBLES/BALL LOST	30/18	23/13										
TOUCHDOWNS	29	53										
Rushing	14	20										
Passing	13	27										
Returns	2	6										
TOTAL POINTS	229	429										

By Quarters		1	2	3	4	OT	Tot
SEA		39	73	61	56	0	229
OPP		91	116	127	95	0	429

Scoring	TD	Ru	Pa	Rt	PAT	FG	S	Pts
Leypoldt	0	0	0	0	19-22	8-12	0	43
Smith	5	4	1	0	0	0	0	30
Largent	4	0	4	0	0	0	0	24
McCullum	4	0	4	0	0	0	0	24
McKinnis	4	0	0	0	0	0	0	24
Zorn	4	0	0	0	0	0	0	24
SEA	29	14	13	2	26-29	9-16	1	229
OPP	53	20	27	6	51-53	20-30	0	429

Rushing	Att	Yds	Avg	LG	TD
Smith	119	537	4.5	53	4
Zorn	52	246	4.7	19	4
Testerman	67	246	3.8	16	1
Nelson	52	173	3.3	25	1
McKinnis	46	105	2.2	14	4
SEA	374	1413	3.7	53	14
OPP	614	2881	4.6	47	20

Receiving	No	Yds	Avg	LG	TD
Largent	54	705	13.0	45	4
Howard	37	422	11.4	30	0
Smith	36	384	10.6	34	1
McCullum	32	506	15.8	72	4
Testerman	25	232	9.2	25	1
SEA	229	2874	12.5	80	13
OPP	223	2770	12.4	66	27

Passing	Att	Cmp	Yds	Cmp%	Yds/Att	TD	TD%	Int	Int%	LG	Sacked	Rating
Zorn	439	208	2571	47.3	5.85	12	2.7	27	6.1	80	25/196	49.4
Munson	37	20	295	54.0	7.97	1	2.7	3	8.1	44	3/29	----
SEA	480	229	2874	47.7	5.98	13	3.7	30	6.2	80	26/225	49.9
OPP	367	223	2770	60.7	7.54	27	7.3	15	4.0	66	27/246	91.7

1977 REVIEW

Date	W/L	Score	Opp	Att	Interceptions	No	Yds	Avg	LG	TD	
09/18	L	14-29	Baltimore	58,991	Beamon	6	36	6.0	16	0	
09/25	L	20-42	at Cincinnati	45,579	McMillan	4	157	39.2	57	0	
10/02	L	13-24	Denver	53,108	Brown	4	68	17.0	29	1	
10/09	L	0-31	at New England	45,929	Preece	4	55	13.7	29	0	
10/16	W	30-23	Tampa Bay	54,783	Geddes	3	9	3.0	6	0	
10/23	L	13-31	at Miami	29,855	SEA	25	356	14.2	57	1	
10/30	W	56-17	Buffalo	61,180	OPP	32	594	18.5	102	3	
11/06	L	7-44	at Oakland	50,929	Kickoff Returns	No	Yds	Avg	LG	TD	
11/13	W	17-0	at N. Y. Jets	43,973	Hunter	36	820	22.7	41	0	
11/20	L	10-22	Houston	61,519	Ferguson	11	240	21.8	39	0	
11/27	L	28-30	San Diego	55,338	Packer	13	280	21.5	44	0	
12/04	L	20-30	at Pittsburgh	45,429	SEA	71	1502	21.2	44	0	
12/11	W	34-31	at Kansas City	22,562	OPP	50	1240	24.8	70	0	
12/18	W	20-19	Cleveland	61,583	Punt Returns	No	FC	Yds	Avg	LG	TD

Team Statistics		Sea	Opp
TOTAL FIRST DOWNS		251	295
Rushing		116	152
Passing		116	125
Penalty		19	18
3rd Down: Made/Att	72/187	86/206	
3rd Down Pct.	38.5	42.7	
4th Down: Made/Att	6/16	9/14	
4th Down Pct.	37.8	64.3	
TOTAL NET YARDS	4292	4818	
Avg. Per Game	306.5	344.1	
Total Plays	869	963	
Avg. Per Play	4.9	5.0	
NET YARDS RUSHING	1964	2485	
Avg. Per Game	140.2	177.5	
Total Rushes	461	596	
NET YARDS PASSING	2328	2333	
Avg. Per Game	166.2	166.6	
Sacked/Yards Lost	21/131	18/131	
Gross Yards	2459	2464	
Att./Completions	387/175	349/196	
Completion Pct.	45.2	56.1	
Had Intercepted	32	25	
PUNTS/AVERAGE	64/37.9	54/35.9	
NET PUNTING AVG.	30.9	30.8	
PENALTIES/YARDS	76/666	96/794	
FUMBLES/BALL LOST	26/13	20/11	
TOUCHDOWNS	37	43	
Rushing	12	21	
Passing	23	19	
Returns	2	3	
TOTAL POINTS	282	373	

By Quarters	1	2	3	4	OT	Tot
SEA	52	106	57	67	0	282
OPP	101	105	65	102	0	373

Scoring	TDR	Ru	Pa	Rt	PAT	FG	S	Pts
Largent	10	0	10	0	0	0	0	60
Leyboldt	0	0	0	0	33-37	9-18	0	60
Sims	8	5	3	0	0	0	0	48
Smith	6	4	2	0	0	0	0	36
Testerman	5	1	4	0	0	0	0	30
SEA	37	12	23	2	33-37	9-18	0	282
OPP	43	21	19	3	42-43	23-31	0	373

Rushing	Att	Yds	Avg	LG	TD
Smith	163	763	4.7	39	4
Testerman	119	459	3.8	20	1
Sims	99	369	3.7	17	5
Hunter	32	179	5.5	20	1
Zorn	25	141	5.6	15	1
SEA	461	1964	4.2	39	12
OPP	596	2485	4.1	41	21

Receiving	No	Yds	Avg	LG	TD
Largent	33	643	19.4	74	10
Testerman	31	219	7.0	25	4
Smith	30	419	13.9	44	2
Ferguson	19	374	19.6	45	2
Howard	17	177	10.4	24	1
Sims	12	176	14.6	82	3
Sawyer	10	105	10.5	27	0
SEA	175	2459	14.0	82	23
OPP	196	2464	12.5	67	19

Passing	Att	Cmp	Yds	Cmp%	Yds/Att	TD	TD%	Int	Int%	LG	Sacked	Rating
Zorn	251	104	1683	41.4	6.60	16	6.3	19	7.5	82	12/51	54.2
Myer	130	70	729	53.8	5.60	6	4.6	12	9.2	45	9/80	47.6
SEA	387	175	2459	45.2	6.35	23	5.9	32	8.2	82	21/131	51.7
OPP	349	196	2465	56.1	7.06	19	5.4	25	7.1	67	18/131	66.6

SEA	No	Yds	Avg	Net	TB	I20	LGB
Weaver	58	2293	39.5	31.8	4	10	59
Engles	4	137	34.3	25.3	0	0	41
SEA	64	2430	37.9	30.6	4	10	59
OPP	54	1942	35.9	30.8	3	11	61
FGs	1-19	20-29	30-39	40-49	50+		
Leyboldt	1-2	2-3	2-4	3-4	1-5		
SEA	1-2	2-3	2-4	3-4	1-5		
OPP	0-0	9-10	10-12	4-9	0-0		

Leyboldt: (19B) (52S,32,42) (52S) (—) (43,21R,37B) (19,41) (—) (—) (33R, 43L,50R,33) (51) (—) (20,27) (—) (51S)

Opp: (45R,38,42) (—) (36) (36,26R) (40,37,20) (39L,41) (25) (35,39,37) (46R) (31B,46B,27,37) (40,26,39) (22,28,43) (49L,23,45L) (24,38)

DEFENSIVE STATISTICS

(According to Unofficial Press Box Statistics)

Tackles										
Player	T	S	A	Sa	T/L	PD	FF	FR	FF	FR
Beeson	136	110	26	1.0	8.0	5	0	1		
Beamon	128	82	36	0.0	2.0	8	1	0		
Green	98	57	41	0.0	6.0	5	1	0		
Preece	96	61	35	0.0	0.0	5	1	1		
McMillan	80	63	17	0.0	3.0	15	0	3		
Lurtsema	79	46	33	2.0	5.0	0	0	0		

NOTABLE

Record (Finish): 5-9 (4th, AFC West). Set record for wins by 2nd year expansion team.

Head Coach: Jack Patera (7-21, .250)

Assistants: Sam Boghosian (Off. Coord./OL), Bob Hollway (Def. Coord./DBs), Earl Leggett (DL), Andy MacDonald (RBs), Larry Peccatiello (LBs), Jerry Rhome (QBs/WRs/TEs)

Captains: T Norm Evans (Off), S Eddie McMillan (Def), S Steve Preece (Sp. Teams)

MVP: WR Steve Largent

Pro Bowl: None

National Honors: None

All-NFL: None

Starters: Offense: WR Duke Ferguson (8), WR Sam McCullum (3), WR Steve Raible (3), LT Nick Bebout (12), LG Gordon Jolley (11), *LG Tom Lynch (5), C Art Kuehn (14), RG Ron Coder (14), RT Norm Evans (13), TE Ron Howard (12), WR Steve Largent (14), QB Jim Zorn (10), QB Steve Myer (4), RB Sherman Smith (13), FB Don Testerman (13)

Defense: LE Richard Harris (14), LT Ron East (14), RT Bob Lurtsema (9), *RT Dennis Boyd (5), RE Alden Roche (9), LLB Sammy Green (14), *MLB Terry Beeson (13), RLB Ken Geddes (14), LCB Eddie McMillan (14), RCB Dave Brown (14), SS Autry Beamon (9), SS Don Dufek (5), FS Steve Preece (14).

Specialists: P Rick Engles (1), P Herman Weaver (13), K John Leyboldt (14).

* Rookie or first-year player

1978 REVIEW

Date	W/L	Score	Opp	Att	Interceptions	No	Yds	Avg	LG	TD	
09/03	L	20-24	San Diego	55,778	Webster	5	9	1.8	4	0	
09/10	L	10-21	at Pittsburgh	48,277	Harris	4	65	16.3	28	0	
09/17	W	24-17	at N.Y. Jets	46,911	Beamon	4	17	4.3	15	0	
09/24	W	28-16	Detroit	56,781	Brown	3	44	14.7	44	0	
10/01	L	7-28	at Denver	74,989	SEA	22	193	8.8	44	1	
10/08	W	29-28	Minnesota	62,031	OPP	22	300	13.6	52	1	
10/15	L	28-45	Green Bay (at Milwaukee)	52,712	Punting	No	Yds	Avg	NetTB	I20LGB	
					Weaver	66	2440	37.0	29.5	6 13 59 0	
10/22	W	27-7	Oakland	62,529	SEA	69	2543	36.9	29.9	6 15 59 0	
10/29	L	17-20	Denver (OT)	62,948	OPP	66	2507	38.0	31.0	6 16 67 1	
11/05	W	31-29	at Chicago	50,697	Punt Returns	No	FC	Yds	Avg	LG	TD
11/12	L	14-17	Baltimore	61,905	Crawford	34	4	284	8.4	22	0
11/19	W	13-10	at Kansas City	35,252	SEA	40	5	342	8.6	42	0
11/26	W	17-16	at Oakland	52,978	OPP	36	9	363	10.1	24	0
12/03	W	47-24	Cleveland	62,262	Kickoff Returns	No	Yds	Avg	LG	TD	
12/10	L	10-37	at San Diego	49,975	Hunter	16	385	24.1	38	0	
12/17	W	23-19	Kansas City	58,490	Crawford	35	829	23.7	36	0	

Team Statistics		Sea	Opp
TOTAL FIRST DOWNS			
		345	331
Rushing		150	153
Passing		156	160
Penalty		39	18
3rd Down: Made/Att	98/235	88/216	
3rd Down Pct.	41.7	40.7	
4th Down: Made/Att	20/31	8/14	
4th Down Pct.	54.5	57.1	
TOTAL NET YARDS			
	5511	5522	
Avg. Per Game	344.4	345.1	
Total Plays	1072	1036	
Avg. Per Play	5.1	5.3	
NET YARDS RUSHING			
	2394	2517	
Avg. Per Game	149.6	157.3	
Total Rushes	561	551	
NET YARDS PASSING			
	3117	3005	
Avg. Per Game	194.8	187.8	
Sacked/Yards Lost	44/284	25/220	
Gross Yards	3401	3225	
Att./Completions	467/261	460/263	
Completion Pct.	55.9	57.2	
Had Intercepted	22	22	
PUNTS/AVERAGE			
	69/36.9	66/38.0	
NET PUNTING AVG.			
	29.9	31.0	
PENALTIES/YARDS			
	94/789	125/997	
FUMBLES/BALL LOST			
	36/19	34/17	
TOUCHDOWNS			
Rushing	44	43	
Passing	28	20	
Returns	15	21	
Returns	1	2	
TOTAL POINTS			
	345	358	

By Quarters		1	2	3	4	OT	Tot
SEA							
		85	115	50	95	0	345
OPP							
		68	114	79	94	3	358
Scoring							
	TD	Ru	Pa	Rt	PAT	FG	S Pts
Sims	15	14	1	0	0	0	0 90
Herrera	0	0	0	0	40-44	13-21	0 79
Largent	8	0	8	0	0	0	0 48
Smith	7	6	1	0	0	0	0 42
Zorn	6	6	0	0	0	0	0 36
SEA							
	44	28	15	1	40-44	13-21	1 345
OPP							
	43	20	21	2	41-43	19-27	1 358
Rushing							
	Att	Yds	Avg	LG	TD		
Smith	165	805	4.9	67	6		
Sims	174	752	4.3	44	14		
Hunter	105	348	3.3	55	2		
Zorn	59	290	4.9	23	6		
SEA							
	561	2394	4.3	67	28		
OPP							
	551	2517	4.6	62	20		
Receiving							
	No	Yds	Avg	LG	TD		
Largent	71	1168	16.5	57	8		
McCullum	37	525	14.2	44	3		
Sims	30	195	6.5	25	1		
Smith	28	366	13.1	64	1		
Raible	22	316	14.4	38	1		
SEA							
	261	3401	13.0	64	15		
OPP							
	263	3225	12.3	55	21		

Passing	Att	Cmp	Yds	Cmp%	Yds/Att	TD	TD%	Int	Int%	LG	Sacked	Rating
Zorn	443	248	3283	56.0	7.41	15	3.4	20	4.5	64	44/284	72.2
Myer	22	11	94	50.0	4.27	0	0.0	2	9.1	17	0/0	----
SEA	467	261	3401	55.9	7.28	15	3.2	22	4.7	64	44/284	70.0
OPP	460	263	3225	57.2	7.01	21	4.6	22	4.8	55	25/220	74.3

Player	Tackles				
	T	S	A	Sa	T/L PD FF FR
Beeson	153	107	46	0.0	10.0 4 0 0
Butler	122	83	39	2.0	12.0 13 0 2
Green	115	79	36	0.0	5.0 2 0 1
Webster	113	85	28	0.0	5.0 33 0 1
Harris	113	72	41	2.0	4.0 15 1 0

DEFENSIVE STATISTICS

(According to Unofficial Press Box Statistics)

Player	Tackles				
	T	S	A	Sa	T/L PD FF FR
Beeson	153	107	46	0.0	10.0 4 0 0
Butler	122	83	39	2.0	12.0 13 0 2
Green	115	79	36	0.0	5.0 2 0 1
Webster	113	85	28	0.0	5.0 33 0 1
Harris	113	72	41	2.0	4.0 15 1 0

NOTABLE

Record (Finish): 9-7 (T2nd, AFC West). Best third-year expansion record. Missed playoffs by one game.

Head Coach: Jack Patera (16-28, .364)

Assistants: Jack Christensen (DBs), Andy MacDonald (RBs), Jim Mora (DL), Howard Mudd (OL), Larry Peccatiello (Def Coach/LBs), Jerry Rhome (Off. Coach/QBs/WRs/TEs)

Captains: T Norm Evans (Off), DT Dennis Boyd (Def), S Autry Beamon (Sp. Teams)

MVP: QB Jim Zorn

Pro Bowl: WR Steve Largent (1)

National Honors: Jack Patera (Coach of the Year), GM John Thompson (Executive of the Year)

First-Team All-NFL: QB Jim Zorn (NEA)

Starters: Offense: WR Sam McCullum (16), LT Nick Bebout (16), LG Tom Lynch (16), C John Yarno (13), C Art Kuehn (3), RG Bob Newton (16), RT Steve August (14), RT Norm Evans (2), TE Ron Howard (11), TE John Sawyer (5), WR Steve Largent (16), QB Jim Zorn (16), FB David Sims (8), FB Don Testerman (5), RB Sherman Smith (12).

Defense: LE Ernie Price (11), LT Dennis Boyd (16), RT Bill Sandifer (8, also 5 @LE), RT Steve Niehaus (6), RE Bill Gregory (14), LLB Sammy Green (16), MLB Terry Beeson (16), *RLB Keith Butler (14), LCB Cornell Webster (14), *LCB Keith Simpson (2), RCB Dave Brown (16), SS Autry Beamon (16), *FS John Harris (16).

Specialists: K Efen Herrera (16), P Herman Weaver (16).

* Rookie or first-year player

1979 REVIEW

Date	W/L	Score	Opp	Att	Receiving	No	Yds	Avg	LG	TD
09/02	L	16-33	San Diego	62,287	Largent	66	1237	18.7	55	9
09/09	L	10-19	at Miami	56,233	Doornink	54	432	8.0	41	1
09/16	W	27-10	Oakland	61,602	Smith	48	499	10.4	35	4
09/23	L	34-37	at Denver	74,879	McCullum	46	739	16.1	65	4
09/30	L	6-24	Kansas City	61,169	Peets	25	293	11.7	28	1
10/07	W	35-24	at San Francisco	44,592	Raible	20	252	12.6	41	1
10/14	L	10-20	at San Diego	50,077	Moore	14	128	9.1	24	0
10/21	W	34-14	Houston	60,705	SEA	292	3791	13.0	65	20
10/29	W	31-28	at Atlanta (M)	52,566	OPP	317	3739	11.8	51	21
11/04	L	0-24	L.A. Rams	62,048	Interceptions	No	Yds	Avg	LG	TD
11/11	W	29-24	at Cleveland	72,440	Brown	6	46	9.2	23	0
11/18	W	38-24	New Orleans	60,055	Simpson	4	72	18.0	41	0
11/26	W	30-7	N.Y. Jets (M)	59,977	Harris	2	30	15.0	25	0
12/02	L	21-37	at Kansas City	42,160	SEA	17	284	16.7	91	1
12/08	W	28-23	Denver (Sa)	60,038	OPP	18	185	10.3	34	1
12/16	W	29-24	at Oakland	53,177	Kickoff Returns	No	Yds	Avg	LG	TD

Team Statistics		Sea	Opp
TOTAL FIRST DOWNS			
		315	350
Rushing		121	146
Passing		171	171
Penalty		23	33
3rd Down: Made/Att	104/243	88/224	
3rd Down Pct.	42.8	39.3	
4th Down: Made/Att	14/23	13/21	
4th Down Pct.	60.7	61.9	
TOTAL NET YARDS	5557	5834	
Avg. Per Game	347.3	364.6	
Total Plays	1046	1078	
Avg. Per Play	5.3	5.4	
NET YARDS RUSHING	1967	2375	
Avg. Per Game	122.9	148.4	
Total Rushes	500	533	
NET YARDS PASSING	3590	3459	
Avg. Per Game	224.4	216.2	
Sacked/Yards Lost	23/201	37/280	
Gross Yards	3791	3739	
Att./Completions	523/292	508/317	
Completion Pct.	55.8	62.4	
Had Intercepted	18	17	
PUNTS/AVERAGE	70/38.4	69/37.9	
NET PUNTING AVG.	33.1	31.5	
PENALTIES/YARDS	104/903	117/1045	
FUMBLES/BALL LOST	31/18	39/16	
TOUCHDOWNS	46	46	
Rushing	24	23	
Passing	20	21	
Returns	2	2	
TOTAL POINTS	378	372	

By Quarters	1	2	3	4	OT	Tot		
SEA	78	114	87	99	--	378		
OPP	63	116	84	109	--	372		
Scoring								
	TD	Ru	Pa	Rt	PAT	FG	S	Pts
Herrera	0	0	0	0	43-46	19-23	0	100
Smith	15	11	4	0	0	0	0	90
Doornink	9	8	1	0	0	0	0	54
Largent	9	0	9	0	0	0	0	54
McCullum	4	0	4	0	0	0	0	24
SEA	46	24	20	2	43-46	19-23	1378	
OPP	46	23	21	2	42-46	18-28	0	372
Rushing								
	Att	Yds	Avg	LG	TD			
Smith	194	775	4.0	31	11			
Doornink	152	500	3.3	26	8			
Zorn	46	279	6.1	41	2			
Hunter	34	174	5.1	67	1			
Moore	44	168	3.8	18	2			
SEA	500	1967	3.9	67	24			
OPP	533	2375	4.5	84	23			
Punting								
	No	Yds	Avg	Net	TD	B	L	G
Weaver	66	2651	40.2	33.4	3	11	60	3
SEA	70	2687	38.4	33.1	4	11	60	3
OPP	69	2616	37.9	31.5	8	14	64	1
Punt Returns								
	No	FC	Yds	Avg	LG	TD		
T. Green	16	3	121	7.6	30	0		
Moore	10	1	90	9.0	29	0		
SEA	34	6	281	8.3	30	0		
OPP	42	12	289	6.9	27	0		

Passing	Att	Cmp	Yds	Cmp%	Yds/Att	TD	TD%	Int	Int%	LG	Sacked	Rating
Zorn	505	285	3661	56.4	7.25	20	4.0	18	3.6	65	23/201	77.6
SEA	523	292	3791	55.8	7.25	20	3.8	18	3.4	65	23/201	76.2
OPP	508	317	3739	62.4	7.36	21	4.1	17	3.3	51	37/280	84.6

T. Green	Moore	SEA	OPP	FGs	Herrera	SEA	OPP	Herrera:
20	437	70	70	1-19	1-1	1-1	0-0	(34)
219	641	1444	1238	20-29	7-8	7-8	10-11	(32,49R)
37	20.7	20.6	17.7	30-39	5-6	5-6	6-8	(23B,46,20)
9	39	39	41	40-49	6-7	6-7	2-8	(28,22,39B)
0	0	0	0	50+	0-1	0-1	0-1	(38,53S,20)
								(—)
								(19)
								(48,30)
								(24)
								(—)
								(—)
								(24,42)
								OPP: (31,42,22,23)
								(36,31)
								(34L,50S,37)
								(27)
								(36)
								(25)
								(40R,38L)
								(—)
								(25R)
								(40B,23)
								(28,44L)
								(37S,40)
								(42L)
								(27,31,22)
								(41R,29)
								(20,43S)

DEFENSIVE STATISTICS

(According to Unofficial Press Box Statistics)

Tackles											
Player	T	S	A	Sa	T/L	PD	FF	FR			
Beeson	116	89	27	2.0	11.0	4	0	1			
Beamon	112	75	38	0.0	3.0	14	1	1			
Jackson	95	53	42	0.0	4.0	8	0	2			
Hardy	87	67	22	3.5	11.0	1	1	0			
Butler	88	56	32	2.0	3.0	9	0	2			
Simpson	88	73	15	2.0	5.0	12	4	0			

NOTABLE

Record (Finish): 9-7 (T3rd, AFC West)
Head Coach: Jack Patera (25-35, .417)
Assistants: Jack Christensen (DBs), Andy MacDonald (RBs), Jim Mora (DL), Howard Mudd (OL), Larry Peccatiello (Def Coach/LBs), Jerry Rhome (Off. Coach/QBs/WRs/TEs), Rusty Tillman (Sp. Teams)
Captains: WR Steve Largent (Off), DE Dennis Boyd (Def), S Autry Beamon (Sp. Teams)
MVP: WR Steve Largent
Pro Bowl: WR Steve Largent (2)
National Honors: None
All-NFL: WR Steve Largent (SI, NY Daily News)
Starters: Offense: WR Sam McCullum (16), LT Nick Bebout (13), LT Louis Bullard (2), LG Tom Lynch (16), C John Yarno (16), RG Bob Newton (11), RG Ron Coder (5), RT Steve August (16), TE Brian Peets (14), WR Steve Largent (15), QB Jim Zorn (16), RB Sherman Smith (15), FB David Sims (4), FB Dan Doornink (12).
Defense: LE Carl Eller (8), LE Dennis Boyd (4), LE Ernie Price (4), *LT Robert Hardy (16), *RT Manu Tuaiasopopo (16), RE Bill Gregory (16), LLB Sammy Green (9), *LLB Michael Jackson (7), MLB Terry Beeson (16), RLB Keith Butler (14), LCB Cornell Webster (14), LCB Kerry Justin (2), RCB Dave Brown (16), SS Keith Simpson (11), SS Autry Beamon (4), FS Autry Beamon (9), FS John Harris (6).
Specialists: K Efen Herrera (16), P Herman Weaver (16).

* Rookie or first-year player

1980 REVIEW

Date	W/L	Score	Opp	Att	Receiving	No	Yds	Avg	LG	TD			
09/07	L	13-34	San Diego	62,042	Largent	66	1064	16.1	67	6			
09/14	W	17-16	at Kansas City	42,403	McCullum	62	874	14.1	58	5			
09/21	L	31-37	New England	61,035	Sawyer	36	410	11.4	32	0			
09/28	W	14-0	at Washington	53,263	Doornink	31	237	7.6	16	2			
10/05	W	26-7	at Houston	46,860	Jodat	26	190	7.3	14	1			
10/12	L	3-27	Cleveland	61,366	Moore	25	231	9.2	34	0			
10/19	W	27-17	at N.Y. Jets	52,496	SEA	287	3494	12.2	67	18			
10/26	L	14-33	at Oakland	50,185	OPP	267	3280	12.3	68	28			
11/02	L	20-27	Philadelphia	61,047	Punting	No	Yds	Avg	NetTB	I20	LGB		
11/09	L	30-31	Kansas City	58,976	Weaver	67	2798	41.8	31.6	7	14	62	2
11/17	L	17-19	Oakland (M)	60,480	SEA	70	2827	40.4	31.6	7	15	62	2
11/23	L	20-36	at Denver	73,274	OPP	66	2652	40.2	34.6	1	20	60	2
11/27	L	7-51	at Dallas (Th)	57,540	Punt Returns	No	FC	Yds	Avg	LG	TD		
12/07	L	21-27	N.Y. Giants	51,617	Lewis	41	9	349	8.5	75	1		
12/13	L	14-21	at S. Diego (Sa)	49,980	SEA	41	9	349	8.5	75	1		
12/21	L	17-25	Denver	51,853	OPP	42	9	476	11.3	36	0		

Team Statistics		Sea	Opp
TOTAL FIRST DOWNS		302	301
Rushing		114	129
Passing		166	147
Penalty		22	25
3rd Down: Made/Att	85/230	110/235	
3rd Down Pct.	37.0	46.8	
4th Down: Made/Att	10/15	13/14	
4th Down Pct.	66.7	92.9	
TOTAL NET YARDS	4879	5177	
Avg. Per Game	304.9	323.6	
Total Plays	1024	1038	
Avg. Per Play	4.8	5.0	
NET YARDS RUSHING	1783	2067	
Avg. Per Game	111.4	129.2	
Total Rushes	456	550	
NET YARDS PASSING	3096	3110	
Avg. Per Game	193.5	194.4	
Sacked/Yards Lost	51/398	26/170	
Gross Yards	3494	3280	
Att./Completions	517/287	462/267	
Completion Pct.	55.5	57.8	
Had Intercepted	23	23	
PUNTS/AVERAGE	70/40.4	66/40.2	
NET PUNTING AVG.	31.6	34.6	
PENALTIES/YARDS	109/901	103/876	
FUMBLES/BALL LOST	38/15	33/11	
TOUCHDOWNS	33	47	
Rushing	13	17	
Passing	18	28	
Returns	2	2	
TOTAL POINTS	291	408	

By Quarters	1	2	3	4	OT	Tot
SEA	25	95	50	121	---	291
OPP	48	139	77	144	---	408

Scoring	TD	Ru	Pa	Rt	PT	FG	S	Pts		
Herrera	0	0	0	0	33	33	20	31	0	93
Jodat	6	5	1	0	0	0	0	0	36	
Largent	6	0	6	0	0	0	0	0	36	
McCullum	6	0	6	0	0	0	0	0	36	
Doornink	5	3	2	0	0	0	0	0	30	
McCutcheon	4	3	1	0	0	0	0	0	24	
SEA	33	13	18	2	33	33	20	31	0	291
OPP	47	17	28	2	45	47	25	33	3	408

Rushing	Att	Yds	Avg	LG	TD
Jodat	155	632	4.1	26	5
Doornink	100	344	3.4	22	3
Zorn	44	214	4.9	25	1
McCutcheon	40	202	5.1	32	3
Moore	60	202	3.4	20	0
SEA	456	1783	3.9	32	13
OPP	550	2067	3.8	46	17

Interceptions	No	Yds	Avg	LG	TD
Brown	6	32	5.3	24	0
Harris	6	28	4.7	15	0
Simpson	3	15	5.0	10	0
SEA	23	95	4.1	24	0
OPP	23	170	7.4	25	2

Passing	Att	Cmp	Yds	Cmp%	Yds/Att	TD	TD%	Int	Int%	LG	Sacked	Rating
Zorn	488	276	3346	53.3	6.86	17	3.5	20	4.1	67	44/341	72.4
Adkins	23	10	136	43.5	5.91	1	4.3	3	13.0	22	5/51	---
Krieg	2	0	0	0.0	0.00	0	0.0	0	0.0	0	1/6	---
SEA	517	287	3494	55.5	6.76	18	3.5	23	4.4	67	51/398	71.3
OPP	462	267	3280	57.8	7.10	28	6.1	23	5.0	68	26/170	79.3

Kickoff Returns	No	Yds	Avg	LG	TD
Lewis	25	585	23.4	54	0
Webster	21	406	19.3	34	0
SEA	73	1489	20.4	54	0
OPP	64	1223	19.1	46	0

FGs	1-19	20-29	30-39	40-49	50+
Herrera	1-1	6-6	8-9	4-10	1-5
SEA	1-1	6-6	8-9	4-10	1-5
OPP	1-1	8-9	9-11	3-5	4-7

Herrera: (46,54S,28) (19) (33) (---)(32,33,50,44,40R) (51S,29) (48,23) (48S) (21,31,41L) (39,31,33,60S) (46S,37) (21,20) (---) (52R,48R) (47L) (31R,47) OPP: (41,29) (50,23,57) (19,30,44R,29) (33R,50S,52R) (---) (---) (37L) (34,38,43S,30,25) (39,25) (42) (28) (24,33) (---) (43,32) (23L) (53,55,34,38,52S)

DEFENSIVE STATISTICS

(According to Unofficial Press Box Statistics)

Player	Tackles					PD	FF	FR
	T	S	A	Sa	T/L			
Jackson	136	105	31	0.0	4.0	5	1	2
Harris	119	80	39	0.0	2.0	9	0	1
Simpson	110	82	28	1.0	4.0	16.5	0	1
Beeson	101	65	36	1.0	5.0	1	2	1
Hardy	103	72	31	3.0	15.0	2	1	1
Tuiasosopo	94	63	31	3.5	8.0	4	0	1

NOTABLE

Record (Finish): 4-12 (5th, AFC West). Finished 0-8 at home, lost last 9 overall.

Head Coach: Jack Patena (29-47, .382)

Assistants: Jack Christensen (DBs), Andy MacDonald (RBs), Jim Mora (DL), Howard Mudd (OL), Larry Peccatiello (Def Coach/LBs), Jerry Rhome (Off. Coach/ QBs/WRs/TEs), Rusty Tillman (Sp. Teams)

Captains: WR Steve Largent (Off), SS Keith Simpson (Def)

MVP: WR Sam McCullum

Pro Bowl: None

National Honors: None

All-NFL: None

Starters: Offense: WR Sam McCullum (16), LT Louis Bullard (13), *LT Ron Essink (3), LG Tom Lynch (12), LG Jeff Sevy (4), C John Yarno (16), RG Bob Newton (16), RT Steve August (16), TE John Sawyer (16), WR Steve Largent (16), QB Jim Zorn (16), RB Sherman Smith (2), RB Dan Doornink (11), FB Jim Jodat (13), FB Dan Doornink (3).

Defense: *LE Jacob Green (13), LT Robert Hardy (16), RT Manu Tuiasosopo (16), RE Bill Gregory (13), LLB Michael Jackson (15), MLB Terry Beeson (16), RLB Keith Butler (16), LCB Cornell Webster (5), LCB Kerry Justin (11), RCB Dave Brown (16), SS Keith Simpson (16), FS John Harris (16).

Specialists: K Efren Herrera (16), P Herman Weaver (16).

* Rookie or first-year player

1981 REVIEW

Date	W/L	Score	Opp	Att	Interceptions	No	Yds	Avg	LG	TD			
09/06	L	21-27	at Cincinnati	41,177	Harris	10	155	15.5	42	2			
09/13	W	13-10	Denver	58,513	Easley	3	155	51.7	82	1			
09/20	L	10-20	at Oakland	45,725	SEA	21	397	18.9	82	3			
09/27	L	14-20	Kansas City	59,255	OPP	15	257	17.1	46	1			
10/04	L	10-24	at San Diego	51,463	Punting	No	Yds	Avg	NetTB	I20	LG	B	
10/11	L	17-35	at Houston	42,671	West	66	2578	39.1	36.1	2	16	56	0
10/18	L	0-32	N.Y. Giants	56,134	SEA	68	2665	39.0	36.2	2	16	56	0
10/25	W	19-3	at N.Y. Jets	49,678	OPP	55	2337	42.5	35.3	5	14	63	0
11/01	L	24-34	at Green Bay	49,467	Punt Returns	No	FC	Yds	Avg	LG	TD		
11/08	W	24-21	Pittsburgh	59,058	Johns	16	4	177	11.1	34	0		
11/16	W	44-23	San Diego (M)	58,628	Lewis	15	2	100	6.7	23	0		
11/22	L	13-40	at Kansas City	49,002	SEA	32	6	293	9.2	34	0		
11/29	L	31-32	Oakland	57,147	OPP	33	18	153	4.6	16	0		
12/06	W	27-23	N.Y. Jets	53,105	Kickoff Returns	No	Yds	Avg	LG	TD			
12/13	L	13-23	at Denver	74,527	Lewis	20	378	18.9	36	0			
12/20	W	42-21	Cleveland	51,435	Ivory	15	281	18.7	32	0			

Team Statistics		Sea	Opp	SEA	OPP
TOTAL FIRST DOWNS		295	371	69	1278
Rushing	103	175	FGs	1-19	20-29
Passing	166	173	Herrera	0-0	6-6
Penalty	26	23	Alvarez	0-0	3-3
3rd Down: Made/Att	76/204	107/220	SEA	0-0	9-9
3rd Down Pct.	37.3	48.6	OPP	1-1	8-9
4th Down: Made/Att	8/19	4/10	Herrera:	(37R)	(43,22)
4th Down Pct.	42.1	40.0	(52L,20)	(41,47S)	(—)
Possession Avg.	26:59	33:01	(54)	(37,48R)	(25,30,23)
TOTAL NET YARDS	5021	5940	Alvarez:	() () () () () () () () () ()	(43R,22,42R)
Avg. Per Game	313.8	371.3	(43B)	(28,20)	(42R)
Total Plays	1001	1126	OPP:	(25,43S)	(30)
Avg. Per Play	5.0	5.3	(—)	(29,54,21,47,31,37)	(34)
NET YARDS RUSHING	1594	2806	(49S,22L)	(32)	(37,24)
Avg. Per Game	99.6	175.4	(20)	26,50R)	(33,43,24)
Total Rushes	440	588	DEFENSIVE STATISTICS		
NET YARDS PASSING	3427	3134	(According to Unofficial Press Box Statistics)		
Avg. Per Game	214.2	195.9	Tackles		
Sacked/Yards Lost	37/300	36/260	Player	T	S
Gross Yards	3727	3394	A	Sa	T/L
Att./Completions	524/307	502/294	PD	FF	FR
Completion Pct.	58.6	58.6	Jackson	141	99
Had Intercepted	15	21	Easley	108	79
PUNTS/AVERAGE	68/39.0	55/42.5	Butler	100	68
NET PUNTING AVG.	36.2	35.3	Harris	91	71
PENALTIES/YARDS	106/823	104/944	Green	87	72
FUMBLES/BALL LOST	41/23	43/27	1512.0 18.0 1.5 5 1		
TOUCHDOWNS	40	46	NOTABLE		
Rushing	14	20	Record (Finish): 6-10 (5th, AFC West)		
Passing	21	25	Head Coach: Jack Patera (35-57, .380)		
Returns	5	1	Assistants: Jack Christensen (DBs), Andy MacDonald (RBs), Jim Mora (DL), Howard Mudd (OL), Jerry Rhome (Off. Coach/ QBs/ WRs/TEs), Jackie Simpson (Def. Coach/ LBs), Rusty Tillman (Sp. Teams)		
TOTAL POINTS	322	388	Captains: WR Steve Largent (Off), CB Keith Simpson (Def), S Don Dufek (Sp. Teams)		
By Quarters	1	2	3	4	OT
SEA	71	109	85	57	---
OPP	58	140	75	115	---
Scoring	TD	Ru	Pa	Rt	PAT
Largent	10	1	9	0	0
Herrera	0	0	0	23-25	12-17
T. Brown	6	6	0	0	0
Doornink	5	1	4	0	0
SEA	40	14	21	5	37-40
OPP	46	20	25	1	41-46
Rushing	Att	Yds	Avg	LG	TD
T. Brown	141	531	3.8	43	6
Smith	83	253	3.0	21	3
Doornink	65	194	3.0	11	1
Zorn	30	140	4.7	20	1
Hughes	47	135	2.9	15	0
SEA	440	1594	3.6	43	14
OPP	588	2806	4.8	73	20
Receiving	No	Yds	Avg	LG	TD
Largent	75	1224	16.3	57	9
McCullum	46	567	12.3	36	3
Smith	44	406	9.2	28	1
Hughes	35	263	7.5	22	2
Doornink	27	350	13.0	80	4
SEA	307	3727	12.1	80	21
OPP	294	3394	11.5	90	25

Passing	Att	Cmp	Yds	Cmp%	Yds/Att	TD	TD%	Int	Int%	LG	Sacked	Rating
Zorn	397	236	2788	59.4	7.02	13	3.3	9	2.3	80	24/201	80.2
Krieg	112	64	843	57.1	7.53	7	6.3	5	4.5	57	11/85	-----
SEA	524	307	3727	58.6	7.11	21	4.0	15	2.9	80	37/300	82.0
OPP	502	294	3394	58.6	6.76	25	5.0	21	4.2	90	36/260	78.2

Pro Bowl: WR Steve Largent (3)
National Honors: LS Kenny Easley (AFC Defensive Rookie of the Year)
First-Team All-NFL: None
Starters: Offense: WR Sam McCullum (14), LT Ron Essink (16), *LG Edwin Bailey (15), C Art Kuehn (7), C John Yarno (9), RG Bob Newton (15), RT Steve August (16), TE John Sawyer (16), WR Steve Largent (16), QB Jim Zorn (13), QB Dave Krieg (3), FB Dan Doornink (9), FB Jim Jodat (5), *FB David Hughes (2), RB Sherman Smith (8), RB Theotis Brown (7).
Defense: LE Jacob Green (16), LT Robert Hardy (14), RT Manu Tuiasosopo (5), RT Doug Sutherland (6), RT Mike White (5), RE Fred Anderson (5), RE Manu Tuiasosopo (11), LLB Michael Jackson (15, also 1 @ MLB), MLB Terry Beeson (7), MLB Joe Norman (7), RLB Keith Butler (16), LCB Keith Simpson (12), RCB Dave Brown (10), CB Kerry Justin (6 @ RCB, 3 @ LCB), *LS Kenny Easley (14), RS John Harris (16).
Specialists: K Wilson Alvarez (4), K Efen Herrera (12), P Jeff West (15).
 * Rookie or first-year player

1982 REVIEW

Date	W/L	Score	Opp	Att	Receiving	No	Yds	Avg	LG	TD
09/12	L	7-21	Cleveland	55,907	Largent	34	493	14.5	45	3
09/19	L	21-23	at Houston	43,117	Doornink	22	176	8.0	44	0
09/26			at New England	Cxl	Smith	19	196	10.3	39	0
10/03			Kansas City	Cxl	Carr	15	265	17.7	50	2
10/10			at San Diego	Cxl	Johns	15	234	15.6	35	1
10/17			L.A. Raiders	Cxl	Metzelaars	15	152	10.1	26	0
10/24			San Diego	Cxl	SEA	176	2068	11.8	50	9
10/31			at Kansas City	Cxl	OPP	138	1468	10.6	56	4
11/07			Denver	Cxl	Punting	No	Yds	Avg	NetTB	I20LGB
11/14			at St. Louis	Cxl	West	48	1835	38.2	36.7	3 8 52 0
11/21	W	17-10	at Denver	73,916	SEA	49	1889	38.6	35.9	3 9 54 0
11/28	W	16-0	Pittsburgh	55,553	OPP	50	2032	40.6	34.9	3 10 59 0
12/05	L	23-28	at L.A. Raiders	42,170	Punt Returns	No	FC	Yds	Avg	LG TD
12/12	W	20-14	Chicago	52,826	Johns	19	10	210	11.1	37 0
12/19	L	0-16	New England	53,457	SEA	21	14	228	10.9	37 0
12/26	L	10-24	at Cincinnati	55,330	OPP	19	23	69	3.6	18 0
01/02	W	13-11	Denver	43,145	Kickoff Returns	No	Yds	Avg	LG TD	

Team Statistics		Sea	Opp
TOTAL FIRST DOWNS		159	167
Rushing		51	86
Passing		89	68
Penalty		19	13
3rd Down: Made/Att	43/130	50/126	
3rd Down Pct.	33.1	39.7	
4th Down: Made/Att	6/12	5/8	
4th Down Pct.	50.0	62.5	
POSSESSION AVG.	28:04	31:56	
TOTAL NET YARDS	2594	2794	
Avg. Per Game	288.2	310.4	
Total Plays	589	600	
Avg. Per Play	4.4	4.7	
NET YARDS RUSHING	795	1461	
Avg. Per Game	88.3	162.3	
Total Rushes	227	337	
NET YARDS PASSING	1799	1333	
Avg. Per Game	199.9	148.1	
Sacked/Yards Lost	36/269	17/135	
Gross Yards	2068	1468	
Att./Completions	326/176	246/138	
Completion Pct.	54.0	56.1	
Had Intercepted	13	13	
PUNTS/AVERAGE	49/38.6	50/40.6	
NET PUNTING AVG.	35.9	34.9	
PENALTIES/YARDS	59/523	44/406	
FUMBLES/BALL LOST	21/11	18/9	
TOUCHDOWNS	14	18	
Rushing	4	12	
Passing	9	4	
Returns	1	2	
TOTAL POINTS	127	147	

By Quarters	1	2	3	4	OT	Tot
SEA	9	37	28	53	---	127
OPP	26	70	23	28	---	147

Scoring	TD	Ru	Pa	RT	PAT	FG	S	Pts
N. Johnson	0	0	0	0	13-14	10-14	0	43
Largent	3	0	3	0	0	0	0	18
T. Brown	2	2	0	0	0	0	0	12
Carr	2	0	2	0	0	0	0	12
Walker	2	0	2	0	0	0	0	12
SEA	14	4	9	1	13-14	10-14	0	127
OPP	18	12	4	2	17-18	6-15	0	147

Rushing	Att	Yds	Avg	LG	TD
Smith	63	202	3.2	19	0
Doornink	45	178	4.0	46	0
T. Brown	53	141	2.7	17	2
Zorn	15	113	7.5	35	1
Hughes	30	106	3.5	13	0
SEA	227	795	3.5	46	4
OPP	337	1461	4.3	53	12

Interceptions	No	Yds	Avg	LG	TD
Easley	4	48	12.0	44	0
Harris	4	33	8.3	18	0
Jackson	2	29	14.5	28	0
SEA	13	160	12.3	44	1
OPP	13	88	6.8	39	1

Passing	Att	Cmp	Yds	Cmp%	Yds/Att	TD	TD%	Int	Int%	LG	Sacked	Rating
Zorn	245	126	1540	51.4	6.29	7	2.9	11	4.5	50	20/152	62.1
Krieg	78	49	501	62.8	6.42	2	2.6	2	2.6	44	16/117	79.0
SEA	326	176	2068	54.0	6.34	9	2.8	13	4.0	50	36/269	66.1
OPP	246	138	1468	56.1	5.97	4	1.6	13	5.3	56	17/135	57.1

Punt Returns	No	FC	Yds	Avg	LG	TD
Johns	19	10	210	11.1	37	0
SEA	21	14	228	10.9	37	0
OPP	19	23	69	3.6	18	0

Kickoff Returns	No	Yds	Avg	LG	TD
Ivory	10	224	22.4	30	0
Lane	11	172	15.6	32	0
SEA	29	544	18.8	32	0
OPP	24	361	15.0	34	0

DEFENSIVE STATISTICS

(According to Unofficial Press Box Statistics)

Player	Tackles							
	T	S	A	Sa	T/L	PD	FF	FR
Jackson	64	40	24	0.0	2.0	5	0	1
Easley	56	49	7	1.0	0.0	3	1	1
D. Brown	51	40	11	1.0	3.0	2	0	2
Scholtz	48	36	12	1.0	5.0	3	1	1
Simpson	46	42	4	0.0	6.0	3	0	0
Butler	46	36	11	2.0	2.0	1	0	0

NOTABLE

Record (Finish): 4-5 (T8th, AFC). Season shortened to 9 games because of players' strike. Top 8 in AFC & NFC made playoffs.

Head Coach: Jack Patera (35-59, .372) fired on October 13 after 2 games. Mike McCormack (4-3, .571).

Assistants: Jack Christensen (DBs), Frank Lauterbur (DL), Andy MacDonald (RBs), Howard Mudd (OL), Jerry Rhome (Off. Coach/QBs/WRs/TEs), Jackie Simpson (Def. Coach/LBs), Rusty Tillman (Sp. Teams)

Captains: WR Steve Largent (Off), CB Keith Simpson (Def), S Don Dufek (Sp. Teams)

MVP: LS Kenny Easley

Pro Bowl: LS Kenny Easley (1)

National Honors: None

First-Team All-NFL: LS Kenny Easley (PFW, NEA, Football Digest)

Starters: Offense: WR Paul Johns (7), WR Roger Carr (2), LT Dennis Boyd (2), LT Ron Essink (7), LG Edwin Bailey (7, also 2 @ RT), LG Bill Dugan (2), C John Yarno (9), RG Robert Pratt (9), RT Steve August (7), TE Mike Tice (9), WR Steve Largent (8), QB Dave Krieg (2), QB Jim Zorn (7), RB Sherman Smith (8), FB David Hughes (3), FB Dan Doornink (5).

Defense: LE Jacob Green (9), LT Robert Hardy (8), RT Manu Tuaiasosopo (8), *RE Jeff Bryant (9), *LLB Bruce Scholtz (9), MLB Michael Jackson (8), RLB Keith Butler (8), LCB Keith Simpson (8), RCB Dave Brown (9), LS Kenny Easley (8), RS John Harris (9).

Specialists: *K Norm Johnson (9), P Jeff West (9).

* Rookie or first-year player

1983 REVIEW

Date	W/L	Score	Opp	Att	Rushing	Att	Yds	Avg	LG	TD
09/04	L	13-17	at Kansas City	42,531	Warner	335	1449	4.3	60	13
09/11	W	17-10	at N.Y. Jets	50,066	Hughes	83	313	3.8	26	1
09/18	W	34-31	San Diego	61,714	Doomink	40	99	2.5	9	2
09/25	L	17-27	Washington	60,718	SEA	546	2119	3.9	60	19
10/02	W	24-9	at Cleveland	75,446	OPP	511	2198	4.3	37	14
10/09	L	21-28	at San Diego	49,132	Receiving	No	Yds	Avg	LG	TD
10/16	W	38-36	L.A. Raiders	60,697	Largent	72	1074	14.9	46	11
10/23	L	21-27	Pittsburgh	61,615	Warner	42	325	7.7	28	1
10/30	W	34-21	at L.A. Raiders	49,708	Young	36	529	14.7	47	2
11/06	W	27-19	Denver	61,189	Johns	34	486	14.3	30	4
11/13	L	28-33	at St. Louis	33,280	SEA	251	3316	13.2	50	25
11/20	L	27-38	at Denver	74,710	OPP	311	4182	13.4	78	33
11/27	W	51-48	Kansas City (OT)	56,795	Interceptions	No	Yds	Avg	LG	TD
12/04	L	10-35	Dallas	63,352	Easley	7	96	13.2	38	0
12/11	W	17-12	at N.Y. Giants	48,942	D. Brown	6	83	13.8	37	0
12/18	W	24-6	New England	59,688	Simpson	4	39	9.7	14	0

Postseason

12/24	W	31-7	Denver (Sat.)	60,753	SEAHAWKS	26	353	13.6	73	2			
			(AFC First-Round)		OPPONENTS	18	279	15.5	40	1			
12/31	W	27-20	at Miami (Sat.)	71,032	Punting	No	Yds	Avg	NetTB	I20	LGB		
			(AFC Divisional Playoff)		West	79	3115	39.5	34.6	10	25	56	0
01/08	L	14-30	at L.A. Raiders	88,734	SEA	79	3115	39.5	34.6	10	25	56	0
			(AFC Championship)		OPP	68	2754	40.5	34.2	3	14	58	0

Team Statistics	Sea	Opp
TOTAL FIRST DOWNS	300	351
Rushing	131	128
Passing	153	195
Penalty	16	28
3rd Down: Made/Att	96/218	95/214
3rd Down Pct.	44.0	44.4
4th Down: Made/Att	4/10	4/10
4th Down Pct.	40.0	40.0
POSSESSION AVG.	29:52	30:08
TOTAL NET YARDS	5092	6029
Avg. Per Game	318.3	376.8
Total Plays	1032	1075
Avg. Per Play	4.9	5.6
NET YARDS RUSHING	2119	2198
Avg. Per Game	132.4	137.4
Total Rushes	546	511
NET YARDS PASSING	2973	3831
Avg. Per Game	185.8	239.4
Sacked/Yards Lost	47/343	43/351
Gross Yards	3316	4182
Att./Completions	449/251	521/3111
Completion Pct.	55.9	59.7
Had Intercepted	18	26
PUNTS/AVERAGE	79/39.5	68/40.2
NET PUNTING AVG.	34.6	34.2
PENALTIES/YARDS	102/890	91/725
FUMBLE/BALL LOST	36/20	44/28
TOUCHDOWNS	50	48
Rushing	19	14
Passing	25	33
Returns	6	1
TOTAL POINTS	403	397

By Quarters	1	2	3	4	OT	Tot
SEA	67	99	102	132	3	403
OPP	69	134	56	138	0	397

Scoring	TDR	Ru	Pa	Rt	PAT	FG	S	Pts
N. Johnson	0	0	0	0	49	50	18-25	0 103
Warner	14	13	1	0	0	0	0	84
Largent	11	0	11	0	0	0	0	66
Johns	5	0	4	1	0	0	0	30
SEA	50	19	25	6	49	50	18-25	0 403
OPP	48	14	33	1	43	48	20-26	3 397

Punt Returns	No	FC	Yds	Avg	LG	TD
Johns	28	5	316	11.3	75	1
SEA	34	6	366	10.8	75	1
OPP	36	16	185	5.1	18	0

Kickoff Returns	No	Yds	Avg	LG	TD
Dixon	49	1148	23.4	94	1
Hughes	12	282	23.5	35	1
SEA	71	1575	22.2	94	1
OPPONENTS	59	952	16.1	45	0

N. Johnson	SEA	OPP			
SEA	1-1	4-4	4-7	8-10	1-3
OPP	2-2	5-6	6-7	7-9	0-1

DEFENSIVE STATISTICS

(According to Unofficial Press Box Statistics)

Player	T	S	A	Sa	T/L	PD	FF	FR
Scholtz	104	84	20	1.5	8.0	6	3	1
Robinson	96	65	31	1.5	6.0	0	2	4
Harris	93	67	26	3.0	2.0	8	0	3
Easley	84	58	26	3.0	4.0	8	1	3
Butler	81	61	20	0.0	5.0	1	0	2

NOTABLE

Record (Finish): 9-7 (2nd, AFC). First playoff appearance. Won 2 games then lost AFC Championship Game at L.A. Raiders, 30-14.

Head Coach: Chuck Knox (9-7, .563)

Assistants: Tom Catlin (Asst. Head Coach/Def. Coord./LBs), Ray Prochaska (Off. Coord./OL), George Dyer (DL), Chick Harris (RBs), Ralph Hawkins (DBs), Ken Meyer (QB), Steve Moore (WRs), Rusty Tillman (Sp. Teams/TEs), Joe Vitt (Sp. Assign.)

Captains: WR Steve Largent (Off), CB Dave Brown (Def), RB Eric Lane (Sp. Teams)

MVP: RB Curt Warner

Pro Bowl: SS Kenny Easley (2), RB Curt Warner (1)

National Honors: Chuck Knox, NFL Coach of the Year (SGH), SS Kenny Easley, AFC Defensive Player of the Year (FB News), RB Curt Warner, AFC Offensive Player of the Year (UPI, NFLPA, WNTDC)

First-Team All-NFL: SS Kenny Easley (NEA, PFWA, PFW)

Starters - Offense: WR Harold Jackson (5), WR Paul Johns (9), LT Ron Essink (16), LG Reggie McKenzie (14), LG Edwin Bailey (2), C Blair Bush (16), RG Robert Pratt (16), RT Steve August (15), TE Charle Young (16), TE Pete Metzelaars (7), WR Steve Largent (14), QB Jim Zorn (8), QB Dave Krieg (8), *RB Curt Warner (16), FB Cullen Bryant (3), FB David Hughes (6).

Defense: LE Jacob Green (16), NT Manu Tuiaosopo (8), NT Joe Nash (8), RE Jeff Bryant (16), LOLB Bruce Scholtz (16), LILB Shelton Robinson (15), RILB Keith Butler (16), ROLB Michael Jackson (9), ROLB Greg Gaines (6), LCB Keith Simpson (6), LCB Kerry Justin (10), RCB Dave Brown (16), SS Kenny Easley (15), FS John Harris (16).

Specialists: K Norm Johnson (16), P Jeff West (16).

* Rookie or first-year player

Passing	Att	Cmp	Yds	Cmp%	Yds/Att	TD	TD%	Int	Int%	LG	Sacked	Rating
Krieg	243	147	2139	60.5	8.80	18	7.4	11	4.5	50	38/279	95.0
Zorn	205	103	1166	50.2	5.69	7	3.4	7	3.4	43	9/64	64.8
SEA	449	251	3316	55.9	7.38	25	5.6	18	4.0	50	47/34	81.3
OPP	521	311	4182	59.7	8.03	33	6.3	26	5.0	78	43/35	85.6

1984 REVIEW

Date	W/L	Score	Opp	Att
09/03	W	33-0	Cleveland (M)	59,540
09/09	W	31-17	San Diego	61,314
09/16	L	23-38	at New England	43,140
09/23	W	38-9	Chicago	61,520
09/30	W	20-12	at Minnesota	57,171
10/07	L	14-28	at L.A. Raiders	77,904
10/14	W	31-28	Buffalo	59,034
10/21	W	28-24	Green Bay at Milwaukee	52,286
10/29	W	24-0	at San Diego (M)	53,974
11/04	W	45-0	Kansas City	61,396
11/12	W	17-14	L.A. Raiders (M)	64,001
11/18	W	26-6	at Cincinnati	50,280
11/25	W	27-24	at Denver	74,922
12/02	W	38-17	Detroit	62,441
12/09	L	7-34	at Kansas City	34,855
12/15	L	14-31	Denver (Sa)	64,411

Postseason

12/22	W	13-7	L.A. Raiders (Sa)	62,049
(AFC First-Round)				
12/29	L	10-31	at Miami (Sa)	73,469
(AFC Divisional Playoff)				

Team Statistics

	Sea	Opp
TOTAL FIRST DOWNS	287	288
Rushing	94	99
Passing	171	160
Penalty	22	29
3rd Down: Made/Att	84/222	73/214
3rd Down Pct.	37.8	34.1
4th Down: Made/Att	4/9	9/20
4th Down Pct.	44.4	45.0

POSSESSION AVG.

TOTAL NET YARDS	5068	4963
Avg. Per Game	316.8	310.2
Total Plays	1034	1051
Avg. Per Play	4.9	4.7

NET YARDS RUSHING

Avg. Per Game	102.8	111.8
Total Rushes	495	475

NET YARDS PASSING

Avg. Per Game	213.9	198.4
Sacked/Yards Lost	42/328	55/398
Gross Yards	3751	3572
Att./Completions	497/283	521/265
Completion Pct.	56.9	50.9
Had Intercepted	26	38

PUNTS/AVERAGE

NET PUNTING AVG.	33.3	33.0
------------------	------	------

PENALTIES/YARDS

FUMBLES/BALL LOST	24/13	47/25
-------------------	-------	-------

TOUCHDOWNS

Rushing	10	11
Passing	32	18
Returns	9	5

TOTAL POINTS

	418	282
--	-----	-----

By Quarters

	1	2	3	4	OT	Tot
SEA	92	135	100	91	--	418
OPP	60	86	62	74	--	282

Scoring

	TD	Ru	Pa	Rt	PAT	FG	S	Pts
Johnson	0	0	0	0	50-51	20-24	0	110
Largent	12	0	12	0	0	0	0	72
Turner	10	0	10	0	0	0	0	60
Lane	5	4	1	0	0	0	0	30

SEA

OPP	34	11	18	5	34-34	14-22	1	282
-----	----	----	----	---	-------	-------	---	-----

Rushing

	Att	Yds	Avg	LG	TD
Hughes	94	327	3.5	14	1
Lane	80	299	3.7	40	4
Doornink	57	215	3.8	25	0

SEA

OPP	475	1789	3.8	25	11
-----	-----	------	-----	----	----

Punt Returns

	No	FC	Yds	Avg	LG	TD
Easley	16	5	194	12.1	42	0
Skansi	16	2	145	9.1	16	0

SEA

OPP	44	11	484	11.0	47	1
-----	----	----	-----	------	----	---

Passing

	Att	Cmp	Yds	Cmp%	Yds/Att	TD	TD%	Int	Int%	LG	Sacked	Rating
Krieg	480	276	3671	57.5	7.65	32	6.7	24	5.0	80	40/314	83.3
SEA	497	283	3751	56.9	7.55	32	6.4	26	5.2	80	42/328	80.6
OPP	521	265	3572	50.9	6.86	18	3.5	38	7.3	92	55/398	54.2

Punting

West	95	3567	37.5	33.3	10	24	60	0
SEA	95	3567	37.5	33.3	10	24	60	0
OPP	83	3345	40.3	33.0	6	14	63	4

Receiving

	No	Yds	Avg	LG	TD
Largent	74	1164	15.7	65	12
Turner	35	715	20.4	80	10
C. Young	33	337	10.2	31	1
Doornink	31	365	11.8	32	2

SEA

OPP	265	3572	13.5	92	18
-----	-----	------	------	----	----

Interceptions

	No	Yds	Avg	LG	TD
Easley	10	126	12.6	58	2
Brown	8	179	22.4	90	2

SEA

OPP	26	333	12.8	42	3
-----	----	-----	------	----	---

Kickoff Returns

	No	Yds	Avg	LG	TD
Dixon	25	446	17.8	36	0
Hughes	17	348	20.5	38	0

SEA

OPP	54	1007	18.6	38	0
-----	----	------	------	----	---

FGs

SEA	1-19	20-29	30-39	40-49	50+
-----	------	-------	-------	-------	-----

Johnson

OPP	0-0	9-10	4-4	6-7	1-3
-----	-----	------	-----	-----	-----

OPP

	0-0	4-5	5-8	5-9	0-0
--	-----	-----	-----	-----	-----

DEFENSIVE STATISTICS

(According to Unofficial Press Box Statistics)

Tackles

Player	T	S	A	Sa	T/L	PD	FF	FR
Robinson	93	65	28	0.5	5.0	4	0	4
K. Butler	89	68	21	1.0	11.0	4	0	2
Gaines	88	61	27	3.5	4.0	3	0	2
Nash	82	58	24	7.0	11.0	1	1	3

NOTABLE

Record (Finish): 12-4 (2nd, AFC West). Lost divisional playoff at Miami 31-10.

Head Coach: Chuck Knox (21-11, .656)

Assistants: Tom Catlin (Asst. Head Coach/Def. Coord./LBs), Ray Prochaska (Off. Coord./OL), George Dyer (DL), Chick Harris (RBs), Ralph Hawkins (DBs), Ken Meyer (QBs), Steve Moore (WRs), Rusty Tillman (Sp. Tms/TEs), Joe Vitt (Sp. Assign.)

Captains: TE Charle Young (Off), CB Dave Brown (Def), RB Eric Lane (Sp. Teams)

MVP: SS Kenny Easley

Pro Bowl: CB Dave Brown (1), SS Kenny Easley (3), K Norm Johnson (1), QB Dave Krieg (1), WR Steve Largent (4), NT Joe Nash (1), Sp. Fredd Young (1)

National Honors: Chuck Knox, NFL Coach of the Year (AP, SN, SGH), SS Kenny Easley, NFL Def. Player of the Year (AP, PFWA)

First-Team All-NFL: CB Dave Brown (Films), SS Kenny Easley (AP, S-I, PFW, PFWA, SN, NEA, Films), DE Jacob Green (SN), K Norm Johnson (AP, PFWA, SN, PFW), WR Steve Largent (Films), NT Joe Nash (AP, Films, PFW), Sp. Fredd Young (Films, PFW)

Starters: Offense: WR Paul Johns (2), *WR Daryl Turner (8), LT Ron Essink (16), LG Reggie McKenzie (8), LG Edwin Bailey (8), C Blair Bush (16), RG Robert Pratt (16), RT Steve August (6), RT Bob Cryder (10), TE Charle Young (13), TE Pete Metzelaars (4), TE Mike Tice (8), WR Steve Largent (16), QB Dave Krieg (16), RB Curt Warner (1), RB Eric Lane (7), FB Franco Harris (6), FB Cullen Bryant (2), FB David Hughes (6).

Defense: LE Jacob Green (16), NT Joe Nash (16), RE Jeff Bryant (16), LOLB Bruce Scholtz (16), LILB Shelton Robinson (16), RILB Keith Butler (16), ROLB Michael Jackson (5), ROLB Greg Gaines (11), LCB Keith Simpson (15), *LCB Terry Taylor (1), RCB Dave Brown (16), SS Kenny Easley (16), FS John Harris (16).

Specialists: K Norm Johnson (16), P Jeff West (16).

* Rookie or first-year player

1985 REVIEW

Date	W/L	Score	Opp	Att	Interceptions	No	Yds	Avg	LG	TD			
09/08	W	28-24	at Cincinnati	51,625	Harris	7	20	2.9	17	0			
09/15	W	49-35	at San Diego	54,420	Brown	6	58	9.7	28	1			
09/23	L	24-35	L.A. Rams (M)	63,292	Taylor	4	75	18.8	75	1			
09/29	L	7-28	at Kansas City	50,485	SEA	24	272	11.3	75	3			
10/06	W	26-21	San Diego	61,300	OPP	23	389	16.9	83	1			
10/13	W	30-26	Atlanta	60,430	Punting	No	Yds	Avg	NetTB	I20	LG	TD	
10/20	L	10-13	at Denver (OT)	74,899	Finzer	68	2766	40.7	34.6	6	12	61	0
10/27	L	14-17	at N.Y. Jets	69,320	Colquitt	12	481	40.1	34.3	2	3	55	0
11/03	W	33-3	L.A. Raiders	64,060	West	11	420	38.2	28.3	3	0	52	0
11/10	W	27-3	at New Orleans	47,365	SEA	91	3667	40.3	33.8	11	15	61	0
11/17	L	13-20	New England	60,345	OPP	97	4081	42.1	34.6	12	22	62	2
11/25	L	6-19	at SF 49ers (M)	57,482	Punt Returns	No	FC	Yds	Avg	LG	TD		
12/01	W	24-6	Kansas City	52,655	Skansi	31	7	312	10.1	32	0		
12/08	W	31-13	Cleveland	58,477	Easley	8	0	87	10.9	25	0		
12/15	L	3-13	at L.A. Raiders	77,425	SEA	53	11	483	9.1	32	0		
12/20	L	24-27	Denver (F)	56,283	OPP	47	14	374	8.0	19	0		

Team Statistics	Sea	Opp						
TOTAL FIRST DOWNS	299	290						
Rushing	96	90						
Passing	179	179						
Penalty	24	21						
3rd Down: Made/Att	96/244	72/218						
3rd Down Pct.	39.3	33.0						
4th Down: Made/Att	10/17	9/13						
4th Down Pct.	58.8	69.2						
POSSESSION AVG.	30:13	29:47						
TOTAL NET YARDS	5007	5160						
Avg. Per Game	312.9	322.5						
Total Plays	1090	1030						
Avg. Per Play	4.6	5.0						
NET YARDS RUSHING	1644	1837						
Avg. Per Game	102.8	114.8						
Total Rushes	462	473						
NET YARDS PASSING	3363	3323						
Avg. Per Game	210.2	207.7						
Sacked/Yards Lost	53/457	61/464						
Gross Yards	3820	3787						
Att./Completions	575/304	496/273						
Completion Pct.	52.9	55.0						
Had Intercepted	23	24						
PUNTS/AVERAGE	91/40.3	97/42.1						
NET PUNTING AVG.	33.8	34.6						
PENALTIES/YARDS	102/827	106/840						
FUMBLES/BALL LOST	34/18	39/20						
TOUCHDOWNS	44	35						
Rushing	9	12						
Passing	28	22						
Returns	7	1						
TOTAL POINTS	349	303						
By Quarters	1	2	3	4	OT	Tot		
SEA	43	116	90	100	0	349		
OPP	47	78	63	112	3	303		
Scoring	TD	Ru	Pa	Rt	PAT	FG	S	Pts
Johnson	0	0	0	0	40-41	14-25	0	82
Turner	13	0	13	0	0	0	0	78
Warner	9	8	1	0	0	0	0	54
Largent	6	0	6	0	1-1	0	0	37
SEA	44	9	28	7	41-44	14-25	1349	
OPP	35	12	22	1	31-35	20-28	1303	
Rushing	Att	Yds	Avg	LG	TD			
Warner	291	1094	3.8	38	8			
Morris	55	236	4.3	21	0			
Hughes	40	128	3.2	9	0			
Krieg	35	121	3.5	17	1			
SEA	462	1644	3.6	38	9			
OPP	473	1837	3.9	43	12			
Receiving	No	Yds	Avg	LG	TD			
Largent	79	1287	16.3	43	6			
Warner	47	307	6.5	27	1			
Turner	34	670	19.7	54	13			
C. Young	28	351	12.5	32	2			
Skansi	21	269	12.8	32	1			
Walker	19	285	15.0	28	2			
SEA	304	3820	12.6	54	28			
OPP	273	3787	13.9	71	22			

Passing	Att	Cmp	Yds	Cmp%	Yds/Att	TD	TD%	Int	Int%	LG	Sacked	Rating
Krieg	532	285	3602	53.6	6.77	27	5.1	20	3.8	54	52/448	76.2
Gilbert	40	19	218	47.5	5.45	1	2.5	2	5.0	37	1/9	----
SEA	575	304	3820	52.9	6.64	28	4.9	23	4.0	54	53/457	73.4
OPP	496	273	3787	55.0	7.64	22	4.4	24	4.8	71	61/464	74.4

Kickoff Returns	No	Yds	Avg	LG	TD
Morris	31	636	20.5	58	0
Skansi	19	358	18.8	35	0
SEA	58	1166	20.1	58	0
OPP	47	918	19.5	63	0
FGs	1-19	20-29	30-39	40-49	50+
Johnson	0-0	5-5	7-9	1-8	1-3
SEA	0-0	5-5	7-9	1-8	1-3
OPP	0-0	10-11	4-7	5-7	1-3

DEFENSIVE STATISTICS

(According to Unofficial Press Box Statistics)

Player	Tackles							
	T	S	A	Sa	T/L	PD	FF	FR
F. Young	118	93	25	3.0	12.0	2	0	1
K. Butler	108	71	37	0.0	1.0	3	2	3
Green	92	60	32	13.5	20.0	1	7	2
Nash	87	67	20	9.0	17.0	0	0	2
Easley	79	62	17	2.0	3.0	7	0	3
Bryant	73	49	25	8.5	16.0	4	0	4

NOTABLE

Record (Finish): 8-8 (3rd, AFC West).

Head Coach: Chuck Knox (29-19, .604)

Assistants: Tom Catlin (Asst. Head Coach/Def. Coord./LBs), Ray Prochaska (Off. Coord.), George Dyer (DL), Chick Harris (RBs), Ralph Hawkins (DBs), Ken Meyer (QB), Steve Moore (WRs), Kent Stephenson (OL), Rusty Tillman (Sp. Teams/TEs), Joe Vitt (Sp. Assign.)

Captains: WR Steve Largent (Off), CB Dave Brown (Def), RB Eric Lane (Sp. Teams)

MVP: WR Steve Largent

Pro Bowl: SS Kenny Easley (4), WR Steve Largent (5), Sp. Fredd Young (2)

National Honors: RB Curt Warner, Comeback Player of the Year (S-I)

First-Team All-NFL: SS Kenny Easley (AP, PFWA, NEA), WR Steve Largent (AP, PFWA, S-I, C&PFN)

Starters: Offense: WR Daryl Turner (12), LT Ron Essink (12), LT Bryan Millard (4), LG Edwin Bailey (16), C Blair Bush (16), RG Robert Pratt (12), RG Bryan Millard (4), RT Steve August (6), RT Bob Cryder (15), RT Bryan Millard (1), TE Charle Young (14), TE Mike Tice (2), TE Dan Ross (5), WR Steve Largent (16), QB Dave Krieg (16), RB Curt Warner (16), FB David Hughes (10), FB Eric Lane (3).

Defense: LE Jacob Green (16), NT Joe Nash (16), RE Jeff Bryant (16), LOLB Bruce Scholtz (16), LILB Shelton Robinson (3), LILB Fredd Young (13), RILB Keith Butler (16), ROLB Michael Jackson (16), LCB Terry Taylor (16), RCB Dave Brown (16), SS Kenny Easley (13), SS Paul Moyer (3), FS John Harris (16).

Specialists: K Norm Johnson (16), P Jimmy Colquitt (2), P David Finzer (12), P Jeff West (2).

* Rookie or first-year player

1986 REVIEW

Date	W/L	Score	Opp	Att	Receiving	No	Yds	Avg	LG	TD
09/07	W	30-0	Pittsburgh	61,461	Largent	70	1070	15.3	38	9
09/14	W	23-17	Kansas City	61,068	Warner	41	342	8.3	26	0
09/21	W	38-31	at New England	58,977	Franklin	33	547	16.6	49	2
09/28	L	14-19	at Washington	54,157	Williams	33	219	6.6	23	0
10/06	W	33-7	San Diego (M)	63,207	Skansi	22	271	12.3	39	0
10/12	L	10-14	at L.A. Raiders	70,635	R. Butler	19	351	18.5	67	4
10/19	W	17-12	N.Y. Giants	62,282	Turner	18	334	18.6	72	7
10/26	L	13-20	at Denver	76,089	SEA	268	3424	12.8	72	24
11/02	L	7-38	N.Y. Jets	62,497	OPP	301	3888	12.9	83	20
11/09	L	7-27	at Kansas City	53,268	Interceptions	No	Yds	Avg	LG	TD
11/16	L	7-34	at Cincinnati	54,410	Brown	5	58	11.6	24	1
11/23	W	24-20	Philadelphia	55,786	Justin	4	29	7.3	18	0
11/27	W	31-14	at Dallas (Th)	58,020	Robinson	3	39	13.0	25	0
12/08	W	37-0	L.A. Raiders (M)	62,923	Moyer	3	38	12.7	20	0
12/14	W	34-24	at San Diego	47,096	SEA	22	216	9.8	25	1
12/20	W	41-16	Denver (Sa)	63,697	OPP	14	216	15.4	36	1

Team Statistics	Sea	Opp
TOTAL FIRST DOWNS	291	310
Rushing	123	93
Passing	158	192
Penalty	10	25
3rd Down: Made/Att	96/221	84/225
3rd Down Pct.	43.4	37.3
4th Down: Made/Att	0/6	6/18
4th Down Pct.	0.0	33.3
POSSESSION AVG.	29:46	30:14
TOTAL NET YARDS	5409	5341
Avg. Per Game	338.1	333.8
Total Plays	1005	1053
Avg. Per Play	5.4	5.1
NET YARDS RUSHING	2300	1759
Avg. Per Game	143.8	109.9
Total Rushes	513	471
NET YARDS PASSING	3109	3582
Avg. Per Game	194.3	223.9
Sacked/Yards Lost	39/315	47/306
Gross Yards	3424	3888
Att./Completions	453/268	535/301
Completion Pct.	59.2	56.3
Had Intercepted	14	22
PUNTS/AVERAGE	79/38.6	81/40.4
NET PUNTING AVG.	33.0	33.7
PENALTIES/YARDS	98/813	81/652
FUMBLES/BALL LOST	29/13	26/14
TOUCHDOWNS	43	34
Rushing	15	12
Passing	24	20
Returns	4	2
TOTAL POINTS	366	293

By Quarters	1	2	3	4	OT	Tot
SEA	69	96	80	121	0	366
OPP	60	103	52	78	0	293
Scoring	TDRu	PaRt	PAT	FGS	S	Pts
N. Johnson	0	0	0	42-42	22-35	0
Warner	13	13	0	0	0	78
Largent	9	0	0	0	0	54
Turner	7	0	0	0	0	42
R. Butler	4	0	0	0	0	24
SEA	43	15	24	4	42-33	22-35
OPP	34	12	20	2	32-34	19-28
Rushing	Att	Yds	Avg	LG	TD	
Warner	319	1481	4.6	60	13	
Williams	129	538	4.2	36	0	
Morris	19	149	7.8	49	1	
Krieg	35	122	3.5	19	1	
SEA	513	2300	4.5	60	15	
OPP	471	1759	3.7	25	12	
Punting	No	Yds	Avg	NetTB	I20	LGB
Gamache	79	3048	38.6	33.0	7	10
SEA	79	3048	38.6	33.0	7	10
OPP	81	3270	40.4	33.7	4	20
Punt Returns	No	FC	Yds	Avg	LG	TD
Edmonds	34	14	419	12.3	75	1
SEA	39	14	457	11.7	75	1
OPP	38	21	298	7.8	28	0

Passing	Att	Cmp	Yds	Cmp%	Yds/Att	TD	TD%	Int	Int%	LG	Sacked	Rating
Krieg	375	225	2921	60.0	7.79	21	5.6	11	2.9	72	35/281	91.0
Gilbert	76	42	485	55.3	6.38	3	3.9	3	3.9	38	4/34	71.4
SEA	453	268	3424	59.2	7.56	24	5.3	14	3.1	72	39/315	87.7
OPP	535	301	3888	56.3	7.27	20	3.7	22	4.1	83	47/306	74.6

Kickoff Returns	No	Yds	Avg	LG	TD
Edmonds	34	764	22.5	46	0
Morris	23	465	20.2	38	0
SEA	64	1322	20.7	46	0
OPP	59	1002	17.0	42	0
FGs	1-19	20-29	30-39	40-49	50+
N. Johnson	0-0	6-8	8-9	3-11	5-7
SEA	0-0	6-8	8-9	3-11	5-7
OPP	0-0	4-4	10-13	3-8	2-3

DEFENSIVE STATISTICS

(According to Unofficial Press Box Statistics)

Player	Tackles					
	T	S	A	Sa	T/L	PD FF FR
Young	121	93	28	6.0	16.0	0 0 0
Robinson	99	81	18	0.0	0.0	10 0 3
K. Butler	96	66	30	1.0	10.0	5 1 0
Gaines	94	71	23	5.0	7.0	1 0 1
Scholtz	79	59	20	3.0	11.0	1 4 0

NOTABLE

Record (Finish): 10-6 (3rd, AFC West)
Head Coach: Chuck Knox (39-25, .609)
Assistants: Tom Catlin (Asst. Head Coach/Def. Coord./LBs), Steve Moore (Off. Coord./WRs), George Dyer (DL), Chick Harris (RBs), Ralph Hawkins (DBs), Ken Meyer (QBbs), Russ Purnell (Sp. Assign.), Kent Stephenson (OL), Rusty Tillman (Sp. Teams/TEs), Joe Vitt (Sp. Assign.)
Captains: WR Steve Largent (Off), CB Dave Brown (Def), RB Eric Lane (Sp. Teams)
MVP: RB Curt Warner
Pro Bowl: KR Bobby Joe Edmonds (1), DE Jacob Green (1), WR Steve Largent (6), RB Curt Warner (2), LB Fredd Young (3)
National Honors: RB Curt Warner, AFC Player of the Year (UPI)
First-Team All-NFL: KR Bobby Joe Edmonds (AP, PFWA, SN, PFW, FD)
Starters: Offense: WR Daryl Turner (12), WR Byron Franklin (1), *LT Ron Mattes (16), LG Edwin Bailey (12), LG Jon Borchardt (4), C Blair Bush (7), C Kani Kauahi (3), C Will Grant (6), RG Bryan Millard (16), RT Mike Wilson (16), TE Mike Tice (15), *TE Gordon Hudson (4), WR Steve Largent (16), QB Dave Krieg (14), QB Gale Gilbert (2), RB Curt Warner (16), *FB John L. Williams (16).
Defense: LE Jacob Green (16), NT Joe Nash (11), NT Reggie Kinlaw (5), RE Jeff Bryant (12), RE Randy Edwards (4), LOLB Bruce Scholtz (16), LILB Fredd Young (15), LILB Sam Merriman (1), RILB Keith Butler (16), ROLB Greg Gaines (15), ROLB Michael Jackson (1), LCB Terry Taylor (15), LCB Kerry Justin (1), RCB Dave Brown (16), SS Kenny Easley (10), SS Paul Moyer (6), FS Eugene Robinson (16).
Specialists: *KR Bobby Joe Edmonds (15), *P Vince Gamache (16), K Norm Johnson (16), *LS Jim Loughton (6), LS Glenn Hyde (3).
 * Rookie or first-year player

1987 REVIEW

Date	W/L	Score	Opp	Att	Receiving	No	Yds	Avg	LG	TD
09/13	L	17-40	at Denver	75,999	Largent	58	912	15.7	55	8
09/20	W	43-14	Kansas City	61,667	J. L. Williams	38	420	11.1	75	3
09/27			at San Diego	Cxl	R. Butler	33	465	14.1	40	5
10/04	W	24-20	Miami	19,448	Skansi	19	207	10.9	25	1
10/11	L	10-17	Cincinnati	31,739	SEA	237	3028	12.8	75	31
10/18	W	37-14	at Detroit	8,310	OPP	255	3196	12.5	81	20
10/25	W	35-13	at L.A. Raiders	52,735	Punt Returns	No	FC Yds	Av	LG	TD
11/01	W	28-17	Minnesota	61,134	Edmonds	20	4 251	12.6	40	0
11/09	L	14-30	at N.Y. Jets (M)	60,452	SEA	32	8 322	10.1	40	0
11/15	W	24-13	Green Bay	60,693	OPP	32	12 251	7.8	91	1
11/22	W	34-3	San Diego	62,444	Punting	No	Yds	Av	NetTB	I20LGB
11/30	L	14-37	L.A. Raiders (M)	62,802	Rodriguez	47	1880	40.0	34.0	5 17 63 0
12/06	L	9-13	at Pittsburgh	48,881	SEA	61	2370	38.9	33.1	5 18 63 0
12/13	W	28-21	Denver	61,759	OPP	63	2465	39.1	32.7	4 13 60 1
12/20	W	34-21	at Chicago	62,518	Kickoff Returns	No	Yds	Av	LG	TD
12/27	L	20-41	at Kansas City	20,370	Edmonds	27	564	20.9	43	0

Postseason

01/03	L	20-23	at Houston (OT)	49,662
-------	---	-------	-----------------	--------

(AFC First-Round)

Team Statistics	Sea	Opp
TOTAL FIRST DOWNS	301	297
Rushing	120	133
Passing	154	148
Penalty	27	16
3rd Down: Made/Att	92/189	85/196
3rd Down Pct.	48.7	43.4
4th Down: Made/Att	4/9	4/10
4th Down Pct.	44.4	40.0
POSSESSION AVG.	30:35	29:25
TOTAL NET YARDS	4735	5159
Avg. Per Game	315.7	343.9
Total Plays	937	954
Avg. Per Play	5.1	5.4
NET YARDS RUSHING	2023	2201
Avg. Per Game	134.9	146.7
Total Rushes	937	472
NET YARDS PASSING	2712	2958
Avg. Per Game	180.8	197.2
Sacked/Yards Lost	36/316	37/238
Gross Yards	3028	3196
Att./Completions	405/237	445/255
Completion Pct.	58.5	57.3
Had Intercepted	21	17
PUNTS/AVERAGE	61/38.9	63/39.1
NET PUNTING AVG.	33.1	32.7
PENALTIES/YARDS	79/668	104/890
FUMBLES/BALL LOST	32/16	38/21
TOUCHDOWNS	46	36
Rushing	13	14
Passing	31	20
Returns	2	2
TOTAL POINTS	371	314

By Quarters	1	2	3	4	OT	Tot
SEA	79	132	95	65	---	371
OPP	51	110	75	78	---	314

Scoring	TD	Ru	Pa	Rt	PAT	FG	S	Pts
N. Johnson	0	0	0	0	40-40	15-20	0	85
Warner	10	8	2	0	0	0	0	60
Largent	8	0	8	0	0	0	0	48
Turner	6	0	6	0	0	0	0	36
SEA	46	13	31	2	44-46	17-22	0	371
OPP	36	14	20	2	35-36	21-26	0	314

Rushing	Att	Yds	Avg	LG	TD
Warner	234	985	4.2	57	8
J. L. Williams	113	500	4.4	48	1
Krieg	36	155	4.3	17	2
SEA	496	2023	4.1	57	13
OPP	472	2201	4.7	91	14
Interceptions	No	Yds	Avg	LG	TD
Easley	4	47	11.8	22	0
Robinson	3	75	25.0	44	0
Jenkins	3	46	15.3	34	0
SEA	17	289	17.0	53	1
OPP	21	146	7.0	32	0

Passing	Att	Cmp	Yds	Cmp%	Yds/Att	TD	TD%	Int	Int%	LG	Sacked	Rating
Krieg	294	178	2131	60.5	7.25	23	7.8	15	5.1	75	27/247	87.6
Mathison	76	36	501	47.4	6.59	3	3.9	5	6.6	47	6/49	54.8
Kemp	33	23	396	69.7	12.00	5	15.2	1	3.0	55	3/20	137.1
SEA	405	237	3028	58.5	7.48	31	7.7	21	5.2	75	36/316	85.9
OPP	445	255	3196	57.3	7.18	20	4.5	17	3.8	81	37/238	78.8

FGs	1-19	20-29	30-39	40-49	50+
N. Johnson	0-0	7-7	4-7	4-5	0-1
Hagler	0-0	2-2	0-0	0-0	0-0
SEA	0-0	9-9	4-7	4-5	0-1
OPP	0-0	7-7	9-9	5-8	0-2

DEFENSIVE STATISTICS

(According to Unofficial Press Box Statistics)

Player	Tackles						T/L	PD	FF	FR
	T	S	A	Sa	TD	FF				
F. Young	99	78	21	9.0	18.0	5	5	4		
Bosworth	78	64	14	4.0	5.0	3	2	2		
Robinson	69	49	19	0.0	1.0	3	0	1		
Bryant	52	40	12	4.0	9.0	0	1	1		
J. Green	48	36	12	9.5	18.0	0	3	1		

NOTABLE

Record (Finish): 9-6 (2nd, AFC West). Lost wild card playoff at Houston 23-20 (OT).

Head Coach: Chuck Knox (48-31, .608)

Assistants: Tom Catlin (Asst. Head Coach/Def. Coord./OLBs), Steve Moore (Off. Coord./WRs), George Dyer (DL), Chick Harris (RBs), Ralph Hawkins (DBs), Ken Meyer (QBs), Russ Purnell (TEs/Asst. Sp. Teams), Kent Stephenson (OL), Rusty Tillman (Sp. Teams/ILBs), Joe Vitt (Sp. Assign.)

Captains: WR Steve Largent and RB Curt Warner (Off), S Kenny Easley (Def), S Paul Moyer (Sp. Teams)

MVP: WR Steve Largent

Pro Bowl: S Kenny Easley (5), DE Jacob Green (2), WR Steve Largent (7), RB Curt Warner (3), LB Fredd Young (4)

National Honors: None

First-Team All-NFL: WR Steve Largent (PFWA), G Bryan Millard (Films), RB Curt Warner (S-I, NEA), LB Fredd Young (AP, PFWA, Films, S-I, PFW, SN, NEA)

Starters: Offense: WR Daryl Turner (8), WR Ray Butler (3), LT Ron Mattes (12), LG Edwin Bailey (12), C Blair Bush (11), C Grant Feasel (2), RG Bryan Millard (12), RT Mike Wilson (12), TE Mike Tice (12), TE Wilbur Strozier (3), WR Steve Largent (13), QB Dave Krieg (12), RB Curt Warner (12), FB John L. Williams (10).

Defense: LE Jacob Green (12), NT Joe Nash (12), RE Jeff Bryant (12), LOLB Bruce Scholtz (7), *LOLB Tony Woods (5), LILB Fredd Young (13), *RILB Brian Bosworth (12), ROLB Greg Gaines (10), *ROLB Tony Woods (2), LCB Terry Taylor (12), RCB Patrick Hunter (11), *RCB Melvin Jenkins (1), SS Kenny Easley (11), SS Paul Moyer (1), FS Eugene Robinson (12).

Specialists: KR Bobby Joe Edmonds (11), P Ruben Rodriguez (12), K Norm Johnson (13)

* Rookie or first-year player

1988 REVIEW

Date	W/L	Score	Opp	Att	Receiving	No	Yds	Avg	LG	TD		
09/04	W	21-14	at Denver	75,986	Williams	58	651	11.2	75	3		
09/11	W	31-10	Kansas City	61,512	Blades	40	682	17.1	55	8		
09/18	L	6-17	at San Diego	44,449	Largent	39	645	16.5	46	2		
09/25	L	7-38	San Francisco	62,382	Tice	29	244	8.4	26	0		
10/02	W	31-20	at Atlanta	28,619	SEA	245	2979	12.2	75	22		
10/09	W	16-10	at Cleveland	78,605	OPP	280	3618	12.9	69	21		
10/16	L	19-20	New Orleans	63,569	Punting	No	Yds	Avg	NetTB	I20	LGB	
10/23	L	10-31	at L.A. Rams	57,033	Rodriguez	70	2858	40.8	36.8	4	14	68
10/30	W	17-14	San Diego	59,641	SEA	70	2858	40.8	36.8	4	14	68
11/06	L	3-13	Buffalo	61,074	OPP	66	2778	42.1	35.7	4	22	59
11/13	W	27-24	Houston	60,446	Punt Returns	No	FC	Yds	Avg	LG	TD	
11/20	L	24-27	at Kansas City	33,152	Edmonds	35	8	340	9.7	41	0	
11/28	W	35-27	L.A. Raiders (M)	62,641	SEA	37	8	340	9.2	41	0	
12/04	L	7-13	at New England	59,068	OPP	36	14	202	5.6	16	0	
12/11	W	42-14	Denver	62,839	Kickoff Returns	No	Yds	Avg	LG	TD		
12/18	W	43-37	at L.A. Raiders	61,127	Edmonds	40	900	22.5	65	0		

Postseason

12/31	L	13-21	at Cincinnati (Sa)	58,560
-------	---	-------	--------------------	--------

(AFC Divisional Playoff)

Team Statistics	Sea	Opp
TOTAL FIRST DOWNS	291	321
Rushing	125	134
Passing	139	171
Penalty	27	16
3rd Down: Made/Att	83/211	96/219
3rd Down Pct.	39.3	43.8
4th Down: Made/Att	7/16	10/16
4th Down Pct.	43.8	62.5
POSSESSION AVG.	28:32	31:28
TOTAL NET YARDS	4842	5639
Avg. Per Game	302.6	352.4
Total Plays	983	1040
Avg. Per Play	4.9	5.4
NET YARDS RUSHING	2086	2286
Avg. Per Game	130.4	142.9
Total Rushes	517	509
NET YARDS PASSING	2756	3353
Avg. Per Game	172.3	209.6
Sacked/Yards Lost	29/223	30/265
Gross Yards	2979	3618
Att./Completions	437/245	501/280
Completion Pct.	56.1	55.9
Had Intercepted	20	22
PUNTS/AVERAGE	70/40.8	66/42.1
NET PUNTING AVG.	36.8	35.7
PENALTIES/YARDS	89/790	111/861
FUMBLES/BALL LOST	29/14	31/18
TOUCHDOWNS	39	38
Rushing	14	14
Passing	22	21
Returns	3	3
TOTAL POINTS	339	329

By Quarters	1	2	3	4	OT	Tot
SEA	58	124	83	74	----	339
OPP	75	90	72	92	----	329

Scoring	TD	Ru	Pa	RT	PAT	FG	S	Pts
N. Johnson	0	0	0	0	39-39	22-28	0	105
Warner	12	10	2	0	0	0	0	72
Blades	8	0	8	0	0	0	0	48
Williams	7	4	3	0	0	0	0	42
Butler	4	0	4	0	0	0	0	24
SEA	39	14	22	3	39-39	22-28	0	339
OPP	38	14	21	3	38-38	21-32	0	329

Rushing	Att	Yds	Avg	LG	TD
Warner	266	1025	3.9	29	10
Williams	189	877	4.6	44	4
SEA	517	2986	4.0	44	14
OPP	509	2286	4.5	42	14

Interceptions	No	Yds	Avg	LG	TD
Moyer	6	79	13.2	34	0
Taylor	5	53	10.6	27	1
Jenkins	3	41	13.7	21	0
SEA	22	280	12.7	34	1
OPP	20	195	9.8	55	1

Passing	Att	Cmp	Yds	Cmp%	Yds/Att	TD	TD%	Int	Int%	LG	Sacked	Rating
Krieg	228	134	1741	58.8	7.64	18	7.9	8	3.5	75	12/92	94.6
Stouffer	173	98	1106	56.6	6.39	4	2.3	6	3.5	53	13/110	69.2
Kemp	35	13	132	37.1	3.77	0	0.0	4	14.8	19	3/21	----
SEA	437	245	2979	56.1	6.82	22	5.0	20	4.6	75	29/233	74.9
OPP	501	280	3618	55.9	7.22	21	4.2	22	4.4	69	30/265	74.4

DEFENSIVE STATISTICS

(According to Unofficial Press Box Statistics)

Player	Tackles										
	T	S	A	Sa	T/L	PD	FF	FR			
Robinson	114	85	29	1.0	4.0	3	1	0			
Wyman	97	71	26	2.5	8.0	0	1	2			
Bosworth	82	55	27	0.0	2.0	3	1	1			
Woods	80	57	23	5.0	13.0	2	0	1			
Moyer	73	52	21	0.0	2.0	2	0	2			

NOTABLE

Record (Finish): 9-7 (1st, AFC West). Lost divisional playoff at Cincinnati 21-13.

Head Coach: Chuck Knox (57-38, . 600)

Assistants: Tom Catlin (Asst. Head Coach/Def. Coord./OLBs), Steve Moore (Off. Coord./WRs), George Dyer (DL), Chick Harris (RBs), Ralph Hawkins (DBs), Ken Meyer (QBs), Russ Purnell (TEs/Asst. Sp. Teams), Kent Stephenson (OL), Rusty Tillman (Sp. Teams/ILBs), Joe Vitt (Sp. Assign.)

Captains: WR Steve Largent (Off), DE Jacob Green and S Eugene Robinson (Def), Game-to-Game (Sp. Teams)

MVP: FB John L. Williams

Pro Bowl: QB Dave Krieg (2), Sp. Rufus Porter (1)

National Honors: WR Steve Largent, NFL Man of the Year

First-Team All-NFL: G Bryan Millard (S-I), Sp. Teams Rufus Porter (PFW, C&PFN)

Starters: Offense: *WR Brian Blades (7), WR Ray Butler (5), LT Ron Mattes (16), LG Edwin Bailey (16), C Blair Bush (14), C Grant Feasel (2), RG Bryan Millard (14), RG Chris Godfrey (2), RT Mike Wilson (16), TE Mike Tice (16), TE John Spagnola (4), WR Steve Largent (15), WR Paul Skansi (1), QB Dave Krieg (9), *QB Kelly Stouffer (6), QB Jeff Kemp (1), RB Curt Warner (16), FB John L. Williams (16).

Defense: LE Jacob Green (16), NT Joe Nash (15), NT Ken Clarke (1), RE Jeff Bryant (12), RE Alonzo Mitz (4), LOLB Bruce Scholtz (15), LOLB M.L. Johnson (1), LILB Brian Bosworth (10), LILB Darren Comeaux (6), RILB David Wyman (16), ROLB Tony Woods (16), LCB Terry Taylor (8), LCB Melvin Jenkins (8), RCB Patrick Hunter (7), RCB Melvin Jenkins (8), *RCB Dwayne Harper (1), SS Paul Moyer (16), FS Eugene Robinson (16).

Specialists: KR Bobby Joe Edmonds (16), P Ruben Rodriguez (16), K Norm Johnson (16)

* Rookie or first-year player

1989 REVIEW

Date	W/L	Score	Opp	Att	Interceptions	No	Yds	Avg	LG	TD			
09/10	L	7-31	at Philadelphia	64,287	Robinson	5	24	4.8	20	0			
09/17	L	24-34	Phoenix	60,444	Harper	2	15	7.5	15	0			
09/24	W	24-3	at New England	48,025	SEA	9	57	6.3	20	0			
10/01	W	24-20	at L.A. Raiders	44,319	OPP	23	248	10.8	30	2			
10/08	L	16-20	Kansas City	60,715	Punting	No	Yds	Avg	NetTB	I20	LGB		
10/15	W	17-16	at San Diego	50,079	Rodriguez	75	2995	39.9	32.9	8	17	59	1
10/22	L	21-24	Denver (OT)	62,353	SEA	75	2995	39.9	32.9	8	17	59	1
10/29	W	10-7	San Diego	59,691	OPP	74	2902	39.2	33.9	7	21	60	0
11/05	L	10-20	at Kansas City	54,489	Punt Returns	No	FC	Yds	Avg	LG	TD		
11/12	L	7-17	Cleveland	58,978	Hollis	18	7	164	9.1	21	0		
11/19	L	3-15	at N.Y. Giants	75,014	Jefferson	12	10	87	7.3	19	0		
11/26	L	14-41	at Denver	75,117	SEA	30	17	251	8.4	21	0		
12/04	W	17-16	Buffalo (M)	57,682	OPP	41	12	334	8.1	49	0		
12/10	W	24-17	at Cincinnati	54,744	Kickoff Returns	No	Yds	Avg	LG	TD			
12/17	W	23-17	L.A. Raiders	61,076	Jefferson	22	511	23.2	91	1			
12/23	L	0-29	Washington (Sa)	60,294	Harris	18	334	18.6	25	0			

Team Statistics	Sea	Opp
TOTAL FIRST DOWNS	290	293
Rushing	86	119
Passing	180	158
Penalty	24	16
3rd Down: Made/Att	85/211	89/213
3rd Down Pct.	40.3	41.8
4th Down: Made/Att	8/17	5/16
4th Down Pct.	47.1	31.3
POSSESSION AVG.	29:20	30:40

TOTAL NET YARDS	Sea	Opp
TOTAL NET YARDS	4596	5215
Avg. Per Game	287.3	325.9
Total Plays	1010	997
Avg. Per Play	4.6	5.2
NET YARDS RUSHING	1392	2118
Avg. Per Game	87.0	132.4
Total Rushes	405	520
NET YARDS PASSING	3204	3097
Avg. Per Game	200.3	193.6
Sacked/Yards Lost	46/379	32/235
Gross Yards	3583	3332
Att./Completions	559/316	445/252
Completion Pct.	56.5	56.6
Had Intercepted	23	9
PUNTS/AVERAGE	76/39.4	74/39.2
NET PUNTING AVG.	32.9	33.9
PENALTIES/YARDS	79/738	118/809
FUMBLES/BALL LOST	43/14	26/13
TOUCHDOWNS	28	37
Rushing	5	11
Passing	21	13
Returns	2	3
TOTAL POINTS	241	327

By Quarters	1	2	3	4	OT	Tot
SEA	72	60	41	68	0	241
OPP	81	80	86	77	3	327

Scoring	TD	Ru	Pa	Rt	PAT	FG	S	Pts
N. Johnson	0	0	0	0	27-27	15-25	0	72
Williams	7	1	6	0	0	0	0	42
Blades	5	0	5	0	0	0	0	30
Skansi	5	0	5	0	0	0	0	30
Warner	4	3	1	0	0	0	0	24
SEA	28	5	21	2	28-28	15-25	0	241
OPP	37	11	23	3	35-37	22-32	2	237

Rushing	Att	Yds	Avg	LG	TD
Warner	194	631	3.3	34	3
Williams	146	499	3.4	21	1
Krieg	40	160	4.0	18	0
SEA	405	1392	3.4	34	5
OPP	520	2118	4.1	38	11

Receiving	No	Yds	Avg	LG	TD
Blades	77	1063	13.8	60	5
Williams	76	657	8.6	51	6
Skansi	39	488	12.5	26	5
Largent	28	403	14.4	33	3
Clark	25	260	10.4	28	1
Warner	23	153	6.7	24	1
SEA	316	3583	11.3	60	21
OPP	252	3332	13.2	69	23

Passing	Att	Cmp	Yds	Cmp%	Yds/Att	TD	TD%	Int	Int%	LG	Sacked	Rating
Krieg	499	286	3309	57.3	6.63	21	4.2	20	4.0	60	37/289	74.8
Stouffer	59	29	270	49.2	4.58	0	0.0	3	5.1	29	9/90	40.9
SEA	559	316	3583	56.5	6.41	21	3.8	23	4.1	60	46/379	71.3
OPP	445	252	3332	56.6	7.49	23	5.2	9	2.0	69	32/235	89.3

Player	No	Yds	Avg	LG	TD
SEA	65	1246	19.2	97	1
OPP	44	814	18.5	37	0
FGs	1-19	20-29	30-39	40-49	50+
N. Johnson	1-1	6-7	3-4	4-8	1-5
SEA	1-1	6-7	3-4	4-8	1-5
OPP	1-1	10-13	8-10	3-7	0-1

DEFENSIVE STATISTICS

(According to Unofficial Press Box Statistics)

Player	Tackles					T/L	PD	FF	FR
	T	S	A	Sa	T/L				
Robinson	102	72	30	0.0	3.0	5	2	0	
Wyman	98	72	26	0.0	6.0	1	2	0	
Glasgow	97	77	20	0.0	2.0	7	0	5	
Nash	92	65	27	8.0	9.0	1	3	0	
Comeaux	88	64	24	0.0	1.0	1	0	1	
Bryant	68	50	18	3.5	6.0	2	2	0	

NOTABLE

Record (Finish): 7-9 (4th, AFC West)
Head Coach: Chuck Knox (64-47, .577)
Assistants: Tom Catlin (Asst. Head Coach/Def. Coord./OLBs), John Becker (Off. Coord./WRs), George Dyer (DL), Chick Harris (RBs), Ken Meyer (QBs), Rod Perry (DBs), Russ Purnell (TEs/Asst. Sp. Teams), Kent Stephenson (OL), Rusty Tillman (Sp. Teams/ILBs), Joe Vitt (Sp. Assign.)
Captains: WR Steve Largent (Off), DE Jacob Green (Def), Game-to-Game (Sp. Teams)
MVP: WR Brian Blades
Pro Bowl: WR Brian Blades (1), QB Dave Krieg (3), Sp. Rufus Porter (2)
National Honors: None
First-Team All-NFL: None
Starters: Offense: WR Brian Blades (14), *LT Andy Heck (8), LT Ron Mattes (8), LG Edwin Bailey (16), C Grant Feasel (16), RG Bryan Millard (16), RT Mike Wilson (16), *TE Robert Tyler (9), *TE Travis McNeal (6), TE Donnie Dee (3), WR Steve Largent (9), WR Louis Clark (6), QB Dave Krieg (14), QB Kelly Stouffer (2), RB Curt Warner (15), FB John L. Williams (15), *FB Derrick Fenner (1).
Defense: LE Jacob Green (14), NT Joe Nash (16), RE Jeff Bryant (15), RE Alonzo Mitz (4), LOLB Rufus Porter (3), LOLB Tony Woods (12), LOLB M.L. Johnson (1), LILB Brian Bosworth (2), LILB Darren Comeaux (13), RILB David Wyman (16), ROLB Vernon Maxwell (9), LOLB M.L. Johnson (6), LCB Dwayne Harper (13), LCB Melvin Jenkins (1), RCB Patrick Hunter (14), RCB Melvin Jenkins (2), SS Nesby Glasgow (16), FS Johnnie Johnson (2), FS Eugene Robinson (14).
Specialists: KR Bobby Joe Edmonds (16), P Ruben Rodriguez (16), K Norm Johnson (16), *LS Harper LeBel (16).
 * Rookie or first-year player

1990 REVIEW

Date	W/L	Score	Opp	Att	Rushing	Att	Yds	Avg	LG	TD
09/09	L	0-17	at Chicago	64,400	Fenner	215	859	4.0	36	14
09/16	L	13-17	L.A. Raiders	61,889	Williams	187	714	3.8	25	3
09/23	L	31-34	at Denver (OT)	75,290	Krieg	32	115	3.6	25	0
10/01	W	31-16	Cincinnati (M)	60,135	SEA	457	1749	3.8	36	18
10/07	W	33-20	at New England	39,735	OPP	413	1605	3.9	58	7
10/14	L	17-24	at L.A. Raiders	50,624	Receiving	No	Yds	Avg	LG	TD
10/21	W	19-7	Kansas City	60,358	Williams	73	699	9.6	60	0
10/28			BYE		Kane	52	776	14.9	63	4
11/04	L	14-31	San Diego	59,646	Blades	49	525	10.7	24	3
11/11	W	17-16	at Kansas City	71,285	Chadwick	27	478	17.7	54	4
11/18	L	21-24	Minnesota	59,735	Skansi	22	257	11.7	25	2
11/25	W	13-10	at S. Diego (OT)	50,097	Fenner	17	143	8.4	50	1
12/02	W	13-10	Houston (OT)	57,592	SEA	265	3194	12.1	63	15
12/09	W	20-14	at Green Bay	52,015	OPP	300	3256	10.9	46	19
12/16	L	17-24	at Miami	57,851	Kickoff Returns	No	Yds	Avg	LG	TD
12/23	W	17-12	Denver	55,845	Warren	23	478	20.8	71	0
12/30	W	30-10	Detroit	50,681	Loville	18	359	19.9	29	0

Team Statistics	Sea	Opp
TOTAL FIRST DOWNS	284	280
Rushing	111	86
Passing	155	171
Penalty	18	23
3rd Down: Made/Att	87/200	83/207
3rd Down Pct.	43.5	40.1
4th Down: Made/Att	6/7	7/11
4th Down Pct.	85.7	63.6
POSSESSION AVG.	30:47	29:13
TOTAL NET YARDS	4583	4609
Avg. Per Game	286.4	288.1
Total Plays	945	950
Avg. Per Play	4.8	4.9

NET YARDS RUSHING	1749	1605
Avg. Per Game	109.3	100.3
Total Rushes	457	413
NET YARDS PASSING	2834	3004
Avg. Per Game	177.1	187.8
Sacked/Yards Lost	40/360	33/252
Gross Yards	3194	3256
Att./Completions	448/265	504/300
Completion Pct.	59.2	59.5
Had Intercepted	20	12
PUNTS/AVERAGE	67/40.6	77/41.9
NET PUNTING AVG.	34.4	36.2
PENALTIES/YARDS	89/746	108/766
FUMBLES/BALL LOST	32/16	32/18
TOUCHDOWNS	34	32
Rushing	18	7
Passing	15	19
Returns	1	6
TOTAL POINTS	306	286

By Quarters	1	2	3	4	OT	Tot
SEA	50	94	60	96	6	306
OPP	50	112	53	68	3	286
Punt Returns	No	FC	Yds	Avg	LG	TD
Warren	28	16	269	9.6	39	0
Jefferson	8	0	68	8.5	14	0
SEA	36	16	337	9.4	39	0
OPP	29	21	254	8.8	66	2

Scoring	TDs	Ru	Pa	Rt	PAT	FG	S	Pts
Johnson	0	0	0	0	33-34	23-32	0	102
Fenner	15	14	1	0	0	0	0	90
Chadwick	4	0	4	0	0	0	0	24
Kane	4	0	4	0	0	0	0	24
Blades	3	0	3	0	0	0	0	18
Williams	3	3	0	0	0	0	0	18
SEA	34	18	15	1	33-34	23-32	0	306
OPP	32	7	19	6	32-32	20-27	1	286

Interceptions	No	Yds	Avg	LG	TD
Robinson	3	89	29.7	39	0
Harper	3	69	23.0	47	0
SEA	12	182	15.2	47	0
OPP	20	252	12.6	42	0

Punting	No	Yds	Avg	NetTB	I20	LGB		
Donnelly	67	2722	40.6	34.4	8	18	54	0
SEA	67	2722	40.6	34.4	8	18	54	0
OPP	77	3225	41.9	36.2	5	22	67	0

Passing	Att	Cmp	Yds	Cmp%	Yds/Att	TD	TD%	Int	Int%	LG	Sacked	Rating
Krieg	448	265	3194	59.2	7.13	15	3.3	20	4.5	63	40/360	73.6
SEA	448	265	3194	59.2	7.13	15	3.3	20	4.5	63	40/360	73.6
OPP	504	300	3256	59.5	6.46	19	3.8	12	2.4	46	33/252	81.3

DEFENSIVE STATISTICS

(According to Unofficial Press Box Statistics)

	1-19	20-29	30-39	40-49	50+
FGs	2-2	7-7	8-14	5-6	1-3
Johnston	2-2	7-7	8-14	5-6	1-3
SEA	2-2	7-7	8-14	5-6	1-3
OPP	0-0	11-11	3-5	5-8	1-3

Player	T	S	A	Sa	T/L	PD	FF	FR
Glasgow	83	70	13	2.0	4.0	2	3	1
Robinson	82	63	19	0.0	2.0	5	1	4
Harper	71	62	9	0.0	3.0	4	1	0
Green	60	44	16	12.5	18.0	2	3	1
Hunter	56	48	8	0.0	1.0	10	1	1
Nash	53	41	12	1.0	3.0	0	1	1

NOTABLE
Record (Finish): 9-7 (3rd, AFC West)
Head Coach: Chuck Knox (73-54, .575)
Assistants: Tom Catlin (Asst. Head Coach/Def. Coord./OLBs), John Becker (Off. Coord./WRs), George Dyer (DL), Chick Harris (RBs), Ken Meyer (QB), Rod Perry (DBs), Russ Purnell (TEs/Asst. Sp. Teams), Frank Raines (Strength & Cond.), Kent Stephenson (OL), Rusty Tillman (Sp. Teams/ILBs), Joe Vitt (Sp. Assign.)
Captains: QB Dave Krieg (Off), DE Jacob Green (Def), Game-to-Game (Sp. Teams)
MVP: FB John L. Williams
Pro Bowl: FB John L. Williams (1)
National Honors: SS Kenny Easley and WR Steve Largent, All-NFL Decade of the 1980's Team (Hall of Fame)

First-Team All-NFL: None
Starters: Offense: WR Tommy Kane (11), LT Andy Heck (16), LG Edwin Bailey (11), LG Darrick Brizl (5), C Grant Feasel (16), RG Bryan Millard (16), RT Ron Mattes (7), RT Ronnie Lee (9), TE Travis McNeal (14), TE Ron Heller (5), TE Mike Tice (2), WR Brian Blades (16), QB Dave Krieg (16), RB Derrick Fenner (15), *RB Derek Loville (1), FB John L. Williams (16).

Defense: LE Jacob Green (16), LT Joe Nash (16), RT Jeff Bryant (14), *RT Cortez Kennedy (2), RE Tony Woods (15), *LLB Terry Wooden (8), LLB Darren Comeaux (1), LLB Joe Cain (2), LLB Dave Ahrens (3), MLB Darren Comeaux (8), MLB David Wyman (8), RLB Rufus Porter (12), RLB Joe Cain (3), LCB Dwayne Harper (16), RCB Patrick Hunter (16), *SS Robert Blackmon (3), SS Nesby Glasgow (13), FS Eugene Robinson (16).

Specialists: *KR Chris Warren (16), P Rick Donnelly (16), K Norm Johnson (16), LS Michael Morris (4), LS Trey Junkin (12).
* Rookie or first-year player

1991 REVIEW

Date	W/L	Score	Opp	Att	Interceptions	No	Yds	Avg	LG	TD	
09/01	L	24-27	at New Orleans	68,492	Robinson	5	56	11.2	27	0	
09/08	W	20-13	N.Y. Jets	56,770	Harper	4	84	21.0	43	0	
09/15	L	10-16	at Denver	74,152	SEA	18	302	16.8	43	2	
09/22	L	13-20	at Kansas City	71,789	OPP	26	334	12.8	58	2	
09/29	W	31-3	Indianapolis	56,656	Punting	No	Yds	Avg	NetTB	I20	LGB
10/06	W	13-7	at Cincinnati	60,010	Tuten	49	2106	43.0	36.9	3	8 60 0
10/13	L	20-23	L.A. Raiders (OT)	61,974	Donnelly	13	505	38.8	33.8	1	1 57 0
10/20	W	27-7	at Pittsburgh	54,678	Waits	14	474	33.9	33.6	0	2 50 0
10/27	W	20-9	San Diego	58,025	SEA	76	3085	40.6	35.7	4	11 60 0
11/03			BYE		OPP	79	3089	39.1	33.0	8	20 65 1
11/10	L	14-17	at San Diego	43,597	Punt Returns	No	FC	Yds	Avg	LG	TD
11/17	L	7-31	at L.A. Raiders	49,317	Warren	32	19	298	9.3	159	1
11/24	W	13-10	Denver	60,430	SEA	38	20	325	8.6	159	1
12/01	L	6-19	Kansas City	57,248	OPP	40	18	289	7.2	29	0
12/08	L	22-24	San Francisco	56,711	Kickoff Returns	No	Yds	Avg	LG	TD	
12/15	L	13-26	at Atlanta	53,834	Warren	35	792	22.6	55	0	
12/22	W	23-9	L.A. Rams	51,100	Loville	18	412	22.9	50	0	

Team Statistics	Sea	Opp
TOTAL FIRST DOWNS	253	263
Rushing	80	92
Passing	159	159
Penalty	14	12
3rd Down: Made/Att	67/193	78/220
3rd Down Pct.	34.7	35.5
4th Down: Made/Att	2/9	9/20
4th Down Pct.	22.2	45.0
POSSESSION AVG.	29:27	30:33
TOTAL NET YARDS	4534	4703
Avg. Per Game	283.4	293.9
Total Plays	924	988
Avg. Per Play	4.9	4.8
NET YARDS RUSHING	1426	1684
Avg. Per Game	89.1	105.3
Total Rushes	394	435
NET YARDS PASSING	3108	3019
Avg. Per Game	194.3	188.7
Sacked/Yards Lost	42/263	36/269
Gross Yards	3371	3288
Att/Comp	488/290	517/296
Completion Pct.	59.4	57.3
Had Intercepted	26	18
PUNTS/AVERAGE	76/40.6	79/39.1
NET PUNTING AVG.	35.7	33.0
PENALTIES/YARDS	85/682	108/845
FUMBLES/BALL LOST	26/17	34/21
TOUCHDOWNS	29	25
Rushing	11	4
Passing	15	1
Returns	3	3
TOTAL POINTS	276	261

DEFENSIVE STATISTICS

(According to Unofficial Press Box Statistics)

Tackles

Player	T	S	A	Sa	T/L	PD	FF	FR
Wooden	105	80	25	2.0	10.0	9	1	4
Robinson	91	67	24	1.0	3.0	3	1	1
Porter	71	51	20	10.0	16.0	15	4	0
Comeaux	69	51	18	0.5	7.0	5	4	0
Harper	69	58	11	0.0	1.0	1	1	0
Kennedy	67	59	8	6.5	13.0	12	1	1

NOTABLE

Record (Finish): 7-9 (4th, AFC West)
Head Coach: Chuck Knox (80-63, .559)
Assistants: Tom Catlin (Asst. Head Coach/Def. Coord./OLBs), John Becker (Off. Coord./WRs), George Dyer (DL), Chick Harris (RBs), Ken Meyer (QBs), Paul Moyer (Staff Asst.), Rod Perry (DBs), Russ Purnell (TEs/Asst. Sp. Teams), Frank Raines (Strength & Cond.), Kent Stephenson (OL), Rusty Tillman (Sp. Teams/ILBs), Joe Vitt (Sp. Assign.)
Captains: QB Dave Krieg (Off), DE Jacob Green (Def), Game-to-Game (Sp. Teams)
MVP: FS Eugene Robinson
Pro Bowl: DT Cortez Kennedy (1), FB John L. Williams (2)
National Honors: None
First-Team All-NFL: CB Dwayne Harper (S-I), FS Eugene Robinson (S-I)
Starters - Offense: WR Tommy Kane (15), LT Andy Heck (16), LG Edwin Bailey (3), LG Warren Wheat (7), LG Derrick Brilz (6), C Grant Feasel (15), C Darrick Brilz (1), RG Bryan Millard (16), RT Ronnie Lee (7), RT Bill Hitchcock (9), TE Mike Tice (15), TE Travis McNeal (3), WR Brian Blades (16), QB Dave Krieg (9), QB Jeff Kemp (5), *QB Dan McGwire (1), QB Kelly Stouffer (1), RB Derrick Fenner (8), RB Chris Warren (1), RB James Jones (6), FB John L. Williams (16)
Defense: LE Jacob Green (16), LT Eric Hayes (2), LT Jeff Bryant (14), RT Cortez Kennedy (16), RE Tony Woods (14), LLB Terry Wooden (15), MLB Darren Comeaux (11), MLB David Wyman (4), RLB Rufus Porter (15), LCB Dwayne Harper (16), RCB Patrick Hunter (15), SS Robert Blackmon (16), FS Eugene Robinson (16).
Specialists: KR Chris Warren (16), P Rick Donnelly (3), *P Alex Waits (3), P Rick Tuten (10), K John Kasay (16), LS Trey Junkin (16).
 * Rookie or first-year player

Passing	Att	Cmp	Yds	Cmp%	Yds/Att	TD	TD%	Int	Int%	LG	Sacked	Rating
Krieg	285	187	2080	65.6	7.30	11	3.9	12	4.2	60	32/216	82.5
Kemp	181	94	1207	51.9	6.67	4	2.2	12	6.6	52	8/38	52.9
Stouffer	15	6	57	40.0	3.80	0	0.0	1	6.7	19	2/9	23.5
McGwire	7	3	27	42.9	3.86	0	0.0	1	14.3	13	0/0	14.3
SEA	488	290	3371	59.4	6.91	15	3.1	26	5.3	60	42/263	68.4
OPP	517	296	3288	57.3	6.36	18	3.5	18	3.5	61	36/269	73.4

1992 REVIEW

Date	W/L	Score	Opp	Att	Receiving	No	Yds	Avg	LG	TD	
09/06	L	3-21	Cincinnati	57,350	Williams	74	556	7.5	27	2	
09/13	L	7-26	at Kansas City	75,125	Kane	27	369	13.7	31	3	
09/20	W	10-6	at New England	42,327	J. Jones	21	190	9.0	30	0	
09/27	L	17-19	Miami	59,374	L. Clark	20	290	14.5	33	1	
10/04	L	6-17	at San Diego	36,783	Blades	19	256	13.5	37	1	
10/11	L	0-27	at Dallas	62,311	SEA	230	2323	10.1	57	9	
10/18	L	0-19	L.A. Raiders	56,904	OPP	251	2978	11.9	72t	11	
10/25	L	10-23	at N.Y. Giants	67,399	Punt Returns	No	Fc	Yds	Avg	LG	TD
11/01			BYE		Warren	34	25	252	7.4	16	0
11/08	L	3-16	Washington	53,616	SEA	38	27	283	7.4	16	0
11/15	L	3-20	at L.A. Raiders	46,862	OPP	56	26	416	7.4	86t	1
11/22	L	14-24	Kansas City	49,867	Kickoff Returns	No	Yds	Avg	LG	TD	
11/30	W	16-13	Denver (M) (OT)	51,612	Warren	28	524	18.7	34	0	
12/06	L	14-20	at Pittsburgh	47,015	Mayes	19	311	16.4	29	0	
12/13	L	17-20	Philadelphia (OT)	47,492	SEA	50	885	17.7	34	0	
12/20	L	6-10	at Denver	72,570	OPP	36	685	19.0	64	0	
12/27	L	14-31	San Diego	49,324	FGs	1-19	20-29	30-39	40-49	50+	

Team Statistics	Seattle	Opp
TOTAL FIRST DOWNS	208	247
Rushing	77	96
Passing	114	129
Penalty	17	22
3rd Down: Made/Att	59/222	75/230
3rd Down Pct.	26.6	32.6
4th Down: Made/Att	5/17	6/9
4th Down Pct.	29.4	66.7
POSSESSION AVG.	29.1	30:59
TOTAL NET YARDS	3374	4583
Avg. Per Game	210.9	286.4
Total Plays	945	987
Avg. Per Play	3.6	4.6
NET YARDS RUSHING	1596	1922
Avg. Per Game	99.8	120.1
Total Rushes	402	513
NET YARDS PASSING	1778	2661
Avg. Per Game	111.1	166.3
Sacked/Yards Lost	67/545	46/317
Gross Yards	2323	2978
Att./Completions	476/230	428/251
Completion Pct.	48.3	58.6
Had Intercepted	23	20
PUNTS/AVERAGE	108/44.1	96/41.8
NET PUNTING AVG.	108/38.7	96/36.8
PENALTIES/YARDS	111/918	100/776
FUMBLES/BALL LOST	37/18	25/11
TOUCHDOWNS	14	32
Rushing	4	14
Passing	9	11
Returns	1	7

By Quarters	1	2	3	4	OT	Tot		
SEA	20	53	34	30	3	140		
OPP	63	87	74	85	3	312		
Scoring	TD	Ru	Pa	Rt	PAT	FG	S	Pts
Kasay	0	0	0	0	14/14	14/22	0	56
Kane	3	0	3	0	0/0	0/0	0	18
Warren	3	3	0	0	0/0	0/0	0	18
Williams	3	1	2	0	0/0	0/0	0	18
SEA	14	4	9	1	14/14	14/22	0	140
OPP	32	14	11	7	29/32	29/36	2	312
Rushing	Att	Yds	Avg	LG	TD			
Warren	223	1017	4.6	52	3			
Williams	114	339	3.0	14	1			
Gelbaugh	16	79	4.9	22	0			
SEA	402	1596	4.0	52	4			
OPP	513	1922	3.7	66t	14			
Interceptions	No	Yds	Avg	LG	TD			
E. Robinson	7	126	18.0	49	0			
Harper	3	74	24.7	41	0			
SEA	20	324	16.2	69	0			
OPP	23	231	10.0	40	4			
Punting	No	Yds	Avg	NetTB	I20	LGB		
Tuten	108	4760	44.1	38.7	8	29	65	0
SEA	108	4760	44.1	38.7	8	29	65	0
OPP	96	4015	41.8	36.8	10	23	65	0

Passing	Att	Cmp	Yds	Cmp%	Yds/Att	TD	TD%	Int	Int%	LG	Sacked	Rating
Gelbaugh	255	121	1307	47.5	5.13	6	2.4	11	4.3	57	34/265	52.9
Stouffer	190	92	900	48.4	4.74	3	1.6	9	4.7	33	26/222	47.7
McGwire	30	17	116	56.7	3.87	0	0.0	3	10.0	20	7/58	25.8
SEA	476	230	2323	48.3	4.88	9	1.9	23	4.8	57	67/545	48.9
OPP	428	251	2978	58.6	6.96	11	2.6	20	4.7	72t	46/317	69.0

DEFENSIVE STATISTICS

(According to Unofficial Press Box Statistics)

Player	Tackles							
	T	S	A	Sa	T/L	PD	FF	FR
E. Robinson	94	64	30	0.0	1.5	10	2	1
Kennedy	92	76	1614.0	28.0	5	4	1	
Porter	90	68	22	9.5	17.0	2	2	0
Wyman	83	54	29	0.0	3.0	1	2	1
P-Hunter	67	55	12	0.0	1.5	13	1	1
Nash	67	46	21	4.5	6.5	0	0	0

NOTABLE

Record (Finish): 2-14 (5th, AFC West)
Head Coach: Tom Flores (2-14, .125)
Assistants: Tom Catlin (Asst. HC/Def), Larry Kennan (Off. Coord./QBs), Rusty Tillman (Def. Coord./LBs), Tommy Brasher (DL), Bob Bratkowski (WRs), Dave Brown (Def), Hudson Houck (OL), Paul Moyer (DBs), Russ Purnell (TEs, Sp. Teams), Frank Raines (Strength & Cond), Clarence Shelmon (RBs)
Captains: FB John L. Williams (Off), FS Eugene Robinson (Def), and TE James Jones (Sp. Teams)
MVP: DT Cortez Kennedy
Pro Bowl: DT Cortez Kennedy (2), FS Eugene Robinson (1)
National Honors: DT Cortez Kennedy, NFL Defensive Player of the Year (AP, PFW/PFWA, C&PFN)
All-NFL: DT Cortez Kennedy (AP, S-I, SN, USAT, PFW/PFWA, C&PFN, NEA)
Starters: Offense: WR Tommy Kane (11), WR David Daniels (1), WR Doug Thomas (4), *LT Ray Roberts (16), LG Andy Heck (13), LG John Hunter (3), C Joe Tofflemire (16), RG Darrick Brilz (16), RT Ronnie Lee (5), RT Bill Hitchcock (11), TE Paul Green (4), TE Ron Heller (11), TE Mike Jones (1), TE James Jones (1), TE Trey Junkin (1), WR Brian Blades (5), WR Louis Clark (10), QB Kelly Stouffer (7), QB Dan McGwire (1), QB Stan Gelbaugh (8), RB Chris Warren (16), FB John L. Williams (16).
Defense: LE Jeff Bryant (15), *LE Michael Sinclair (1), LT Joe Nash (16), RT Cortez Kennedy (16), RE Tony Woods (15), RE Jeff Bryant (1), LLB Terry Wooden (8), LLB Joe Cain (8), MLB David Wyman (11), RLB Rufus Porter (16), LCB Dwayne Harper (16), RCB Patrick Hunter (16), SS Robert Blackmon (15), FS Eugene Robinson (16).
Specialists: K John Kasay (16), P Rick Tuten (16), LS Trey Junkin (16)
 * Rookie or first-year player

1993 REVIEW

Date	W/L	Score	Opp	Att	Receiving	No	Yds	Avg	LG	TD			
09/05	L	12-18	at San Diego	58,039	Blades	80	945	11.8	41	3			
09/12	L	13-17	L.A. Raiders	58,836	Williams	58	450	7.8	25	1			
09/19	W	17-14	at New England	50,392	Martin	57	798	14.0	53t	5			
09/26	W	19-10	at Cincinnati	46,880	Edmunds	24	239	10.0	32	2			
10/03	W	31-14	San Diego	54,778	Green	23	178	7.7	20	1			
10/10			BYE		SEA	280	2896	10.3	53t	13			
10/17	L	10-30	at Detroit	60,801	OPP	333	3897	11.7	58t	16			
10/24	W	10-9	New England	56,526	Punting	No	Yds	Avg	NetTB	I20	LGB		
10/31	L	17-28	at Denver	73,644	Tuten	90	4007	44.5	37.3	7	21	64	1
11/07	L	14-24	at Houston	50,447	SEA	91	4007	44.0	37.3	7	21	64	1
11/14	W	22-5	Cleveland	54,622	OPP	73	3097	42.4	35.6	11	19	60	0
11/21			BYE		Punt Returns	No	FC	Yds	Avg	LG	TD		
11/28	L	9-17	Denver	57,812	Martin	32	15	270	8.4	33	0		
12/05	L	16-31	Kansas City	58,551	SEA	33	15	280	8.5	33	0		
12/12	L	23-27	at L.A. Raiders	38,161	OPP	47	21	475	10.1	74t	1		
12/19	L	27-30	Phoenix (OT)	45,737	Kickoff Ret	No	FC	Yds	Avg	LG	TD		
12/26	W	16-6	Pittsburgh	51,814	Bates	30	0	603	20.1	46	0		
01/02	L	24-34	at Kansas City	72,136	Vaughn	16	0	280	17.5	31	0		

Team Statistics	Seattle	Opp	
TOTAL FIRST DOWNS	279	322	
Rushing	114	106	
Passing	144	193	
Penalty	21	23	
3rd Down: Made/Att	80/224	91/229	
3rd Down Pct.	35.7	39.7	
4th Down: Made/Att	6/14	6/13	
4th Down Pct.	42.9	46.2	
POSSESSION AVG.	29:02	30:58	
TOTAL NET YARDS	4669	5313	
Avg. Per Game	291.8	332.1	
Total Plays	1019	1085	
Avg. Per Play	4.6	4.9	
NET YARDS RUSHING	2015	1660	
Avg. Per Game	125.9	103.8	
Total Rushes	473	452	
NET YARDS PASSING	2654	3653	
Avg. Per Game	165.9	228.3	
Sacked/Yards Lost	48/242	38/244	
Gross Yards	2896	3897	
Att./Completions	498/280	595/333	
Completion Pct.	56.2	56.0	
Had Intercepted	18	22	
PUNTS/AVERAGE	91/44.0	73/42.4	
NET PUNTING AVG.	37.3	35.6	
PENALTIES/YARDS	99/745	110/818	
FUMBLES/BALL LOST	25/13	23/15	
TOUCHDOWNS	29	32	
Rushing	13	12	
Passing	13	16	
Returns	0	3	
Defensive	3	1	
SAFETIES		4	2

By Quarters	1	2	3	4	OT	Tot						
SEA	72	64	45	99	0	280						
OPP	65	104	66	76	3	314						
Rushing	Att	Yds	Avg	LG	TD							
C. Warren	273	1072	3.9	45t	7							
Williams	82	371	4.5	38	3							
Mirer	68	343	5.0	33	3							
Vaughn	36	153	4.3	37	0							
SEA	473	2015	4.3	45t	13							
OPP	452	1660	3.7	30t	12							
Scoring	TD	Ru	Pa	Rt	PAT	FG	S	Pts				
Kasay	0	0	0	0	29/29	23/28	0	98				
C. Warren	7	7	0	0	0	0	0	42				
Martin	5	0	5	0	0	0	0	30				
Williams	4	3	1	0	0	0	0	24				
SEA	29	13	13	3	29/29	23/28	4	280				
OPP	32	12	16	4	31/32	29/39	2	314				
Interceptions	No	Yds	Avg	LG	TD							
E. Robinson	9	80	8.9	28	0							
Hunter	4	54	13.5	34	0							
Gray	3	33	11.0	16	0							
SEA	22	196	8.9	34	1							
OPP	18	159	8.8	40	0							
Passing	Att	Cmp	Yds	Cmp%	Yds/Att	TD	TD%	Int	Int%	LG	Sacked	Rating
Mirer	486	274	2833	56.4	5.83	12	2.5	17	3.5	53t	47/235	67.0
SEA	498	280	2896	56.2	5.82	13	2.6	18	3.6	53t	48/242	66.8
OPP	595	333	3897	56.0	6.55	16	2.7	22	3.7	58t	38/244	69.6

DEFENSIVE STATISTICS

(According to Unofficial Press Box Statistics)

Player	T	S	A	Sa	T/L	PD	FF	FR
E. Robinson	111	84	27	2.0	5.0	15	3	2
Wooden	106	73	33	2.5	11.5	9	3	1
Stephens	105	75	30	2.5	9.5	1	2	1
Kennedy	77	60	17	6.5	13.5	3	1	1
Blackmon	74	55	19	0.0	3.0	11	0	1

NOTABLE

Record (Finish): 6-10 (5th, AFC West)
Head Coach: Tom Flores (8-24, .250)
Assistants: Tom Catlin (Asst. HC), Larry Kennan (Off. Coord./QBs), Rusty Tillman (Def. Coord./LBs), Tommy Brasher (DL), Bob Bratkowski (WRs), Dave Brown (Def), Arnie Matsumoto (Staff Asst.), Paul Moyer (DBs), Howard Mudd (OL), Russ Purnell (TEs, Sp. Teams), Frank Raines (Strength & Cond), Clarence Shelton (RBs)
Captains: FB John L. Williams (Off), FS Eugene Robinson (Def), and FB Tracy Johnson & TE Trey Junkin (Sp. Teams)
MVP: FS Eugene Robinson
Pro Bowl: DT Cortez Kennedy (3), FS Eugene Robinson (2), RB Chris Warren (1)
National Honors: QB Rick Mirer, NFL Offensive Rookie of the Year (NFLPA, FBD)
All-NFL: DT Cortez Kennedy (AP, S-I), FS Eugene Robinson (PFWA/PFW, Films, USA TODAY)
Starters - Offense: WR Kelvin Martin (14), LT Ray Roberts (16), LG Darrick Brilz (16), C Ray Donaldson (16), RG Bill Hitchcock (14), *RG Jeff Blackshear (2), RT Andy Heck (16), TE Ferrell Edmunds (16), TE Paul Green (8), WR Brian Blades (14), *WR Michael Bates (1), *QB Rick Mirer (16), RB Chris Warren (14), RB Jon Vaughn (2), FB John L. Williams (9).
Defense: LE Jeff Bryant (15), LE Michael Sinclair (1), LT Joe Nash (16), RT Cortez Kennedy (16), RE Natu Tuatagaloa (15), LLB Terry Wooden (16), MLB Rod Stephens (13), MLB Ray Berry (2), *MLB Dean Wells (1), RLB Rufus Porter (6), RLB Kevin Murphy (10), LCB Dwayne Harper (14), RCB Patrick Hunter (15), *CB Carlton Gray (2), SS Robert Blackmon (16), FS Eugene Robinson (16).
Specialists: K John Kasay (16), P Rick Tuten (16), LS Trey Junkin (16)
 * Rookie or first-year player

1994 REVIEW

Date	W/L	Score	Opp	Att	Rushing	Att	Yds	Avg	LG	TD		
09/04	W	28-7	at Washington	52,930	C. Warren	333	1545	4.6	41	9		
09/11	W	38-9	at L.A. Raiders	47,319	Mirer	34	153	4.5	14	0		
09/18	L	10-24	*San Diego	65,536	Strong	27	114	4.2	14t	1		
09/25	W	30-13	*Pittsburgh	59,637	SEA	480	2084	4.3	41	16		
10/02	L	15-17	at Indianapolis	49,876	OPP	511	1952	3.8	45t	15		
10/09	L	9-16	*Denver	63,872	Interceptions	No	Yds	Avg	LG	TD		
10/16			BYE		4 players with	3						
10/23	L	23-38	at Kansas City	78,847	SEA	19	284	14.9	69t	2		
10/30	L	15-35	at San Diego	59,001	OPP	9	210	23.3	73t	2		
11/06	L	17-20	Cincinnati (OT)	46,630	Punting	No	Yds	Avg	NetTB	I20	LGB	
11/13	L	10-17	at Denver	71,290	Tuten	91	3905	42.9	36.7	7	33	64
11/20	W	22-21	Tampa Bay	37,466	SEA	91	3905	42.9	36.7	7	33	64
11/27	W	10-9	Kansas City	54,120	OPP	78	3188	40.9	35.5	4	25	64
12/04	L	19-31	Indianapolis	39,574	Punt Returns	No	FC	Yds	Avg	LG	TD	
12/11	W	16-14	at Houston	31,453	Martin	33	20	280	8.5	23	0	
12/18	L	16-17	L.A. Raiders	53,301	SEA	37	23	337	9.1	31	0	
12/24	L	9-35	at Cleveland	54,180	OPP	43	21	426	9.9	78t	1	

* at Husky Stadium

Team Statistics	Sea	Opp
TOTAL FIRST DOWNS	285	318
Rushing	114	122
Passing	143	178
Penalty	28	18
3rd Down: Made/Att	89/235	83/224
3rd Down Pct.	37.9	37.1
4th Down: Made/Att	10/19	8/20
4th Down Pct.	52.6	40.0
POSSESSION AVG.	28:35	31:25
TOTAL NET YARDS	4652	5349
Avg. Per Game	290.8	334.3
Total Plays	1018	1077
Avg. Per Play	4.6	5.0
NET YARDS RUSHING	2084	1952
Avg. Per Game	130.3	122.0
Total Rushes	480	511
NET YARDS PASSING	2568	3397
Avg. Per Game	160.5	212.3
Sacked/Yards Lost	40/241	29/206
Good Yards	2809	3603
Att./Completions	498/253	537/313
Completion Pct.	50.8	58.3
Had Intercepted	9	19
PUNTS/AVERAGE	91/42.9	78/40.9
NET PUNTING AVG.	36.7	35.5
PENALTIES/YARDS	114/898	103/773
FUMBLES/BALL LOST	31/19	21/11
TOUCHDOWNS	32	34
Rushing	16	15
Passing	13	15
Returns	1	1
Defensive	2	3
TOTAL POINTS	287	323

By Quarters	1	2	3	4	OT	Tot		
SEA	53	74	49	111	0	287		
OPP	48	98	65	109	3	323		
Scoring	TD	Ru	Pa	RT	PAT	FG	S	Pts
Kasay	0	0	0	0	25/26	20/24	0	85
C. Warren	11	9	2	0	0	0	0	68
Blades	4	0	4	0	0	0	0	26
SEA	32	16	13	3	25/26	20/24	1	287
OPP	34	15	15	4	28/28	27/33	1	323
2-Point PATs:	Tuten 1-2; Blades 2-2; McGwire 0-1; Vaughn 1-1; C. Warren 1-1;							

SEA 4-6. OPP 4-6.	Receiving	No	Yds	Avg	LG	TD
Blades	81	1086	13.4	45	4	
Martin	56	681	12.2	32	1	
C. Warren	41	323	7.9	51	2	
SEA	253	2809	11.1	51	13	
OPP	313	3603	11.5	99t	15	
Kickoff Returns	No	Yds	Avg	LG	TD	
Bates	26	508	19.5	38	0	
Vaughn	18	443	24.6	93t	1	
SEA	67	1467	21.9	93t	1	
OPP	61	1229	20.1	45	0	

Passing	Att	Cmp	Yds	Cmp%	Yds/Att	TD	TD%	Int	Int%	LG	Sacked	Rating
Mirer	381	195	2151	51.2	5.65	11	2.9	7	1.8	51	27/145	70.2
McGwire	105	51	578	48.6	5.65	1	1.0	2	1.9	36	13/96	60.7
SEA	498	253	2809	50.8	5.64	13	2.6	9	1.8	51	40/241	69.1
OPP	537	313	3603	58.3	6.71	15	2.8	19	3.5	99t	29/206	73.2

Att	Yds	Avg	LG	TD			
SEA	480	2084	4.3	16			
OPP	511	1952	3.8	15			
Interceptions	No	Yds	Avg	LG	TD		
SEA	19	284	14.9	69t	2		
OPP	9	210	23.3	73t	2		
Punting	No	Yds	Avg	NetTB	I20	LGB	
SEA	91	3905	42.9	36.7	7	33	64
OPP	78	3188	40.9	35.5	4	25	64
Punt Returns	No	FC	Yds	Avg	LG	TD	
SEA	37	23	337	9.1	31	0	
OPP	43	21	426	9.9	78t	1	
FGs	1-19	20-29	30-39	40-49	50+		
Kasay	1/1	1/1	11/11	6/9	1/2		
SEA	1/1	1/1	11/11	6/9	1/2		
OPP	0/0	9/9	13/16	5/8	0/0		

DEFENSIVE STATISTICS

(According to Unofficial Press Box Statistics)

Player	T	S	A	Sa	T/L	PD	FF	FR
Stephens	128	95	33	2.5	12.5	0	3	2
Wooden	127	94	33	1.5	12.5	7	1	1
E. Robinson	80	65	15	1.0	2.5	8	0	1
Porter	75	61	14	1.5	12.5	6	0	0

NOTABLE

Record (Finish): 6-10 (5th, AFC West)
Head Coach: Tom Flores (14-34, .292)
Assistants: Larry Kennan (Off. Coord./QBs), Rusty Tillman (Def. Coord./LBs), Tommy Brasher (DL), Bob Bratkowski (WRs), Dave Brown (Def), Tom Catlin (Qual. Control), Arnie Matsumoto (Staff Asst.), Paul Moyer (DBs), Howard Mudd (OL), Russ Purnell (TEs, Sp. Teams), Frank Raines (Stren. & Cond), Clarence Shelton (RBs)
Captains: C Ray Donaldson (Off), FS Eugene Robinson (Def), and FB Tracy Johnson & TE Trey Junkin (Sp. Teams)
MVP: RB Chris Warren
Pro Bowl: DT Cortez Kennedy (4), P Rick Tuten (1), RB Chris Warren (2)
National Honors: WR Steve Largent (Hall of Fame inductee)
All-NFL: DT Cortez Kennedy (AP, S-I, CPFN), P Rick Tuten (S-I)
Starters: **Offense:** WR Kelvin Martin (15), LT Ray Roberts (14), LT James Atkins (2), LG Jeff Blackshear (16), C Ray Donaldson (16), RG Bill Hitchcock (5), RG *Kevin Mawae (11), RT Howard Ballard (16), TE Ferrell Edmunds (7), TE Paul Green (11), *Carlester Crumpler (4), WR Brian Blades (16), QB Rick Mirer (13), QB Dan McGwire (3), RB Chris Warren (15), FB Tracy Johnson (10).
Defense: LE Antonio Edwards (8), *LE Sam Adams (6), LE Michael Sinclair (2), LT Joe Nash (15), RT Cortez Kennedy (16), RE Brent Williams (9), RE Antonio Edwards (6), LLB Terry Wooden (15), LLB Bob Spitulski (1), MLB Rod Stephens (16), RLB Rufus Porter (14), RLB Duane Bickett (1), LCB Carlton Gray (11), LCB Tony Brown (5), RCB Patrick Hunter (5), *RCB Orlando Watters (8), RCB Terry Taylor (3), SS Robert Blackmon (15), SS Rafael Robinson (1), FS Eugene Robinson (14), FS Dave McCloughan (1), FS Dion Lambert (1).
Specialists: K John Kasay (16), P Rick Tuten (16), LS Trey Junkin (16)
 * Rookie or first-year player

1995 REVIEW

Date	W/L	Score	Opp	Att
09/03	L	10-34	Kansas City	47,564
09/10	L	10-14	at San Diego	54,420
09/17	W	24-21	Cincinnati	39,492
09/24			BYE	
10/01	W	27-10	Denver	49,914
10/08	L	14-34	at Oakland	50,213
10/15	L	21-27	at Buffalo	74,362
10/22	L	25-35	San Diego	45,821
10/29	L	14-20	at Arizona (OT)	39,600
11/05	W	30-28	New York Giants	42,100
11/12	W	47-30	at Jacksonville	71,290
11/19	W	27-20	at Washington	51,298
11/26	L	10-16	New York Jets	41,160
12/03	W	26-14	Philadelphia	39,893
12/10	W	31-27	at Denver	71,488
12/17	W	44-10	Oakland	58,428
12/24	L	3-26	at Kansas City	75,784

Team Statistics	Sea	Opp
TOTAL FIRST DOWNS	311	321
Rushing	121	116
Passing	171	181
Penalty	19	24
3rd Down: Made/Att	82/217	81/218
3rd Down Pct.	37.8	37.2
4th Down: Made/Att	9/13	10/18
4th Down Pct.	69.2	55.6
POSSESSION AVG.	28:30	31:30
TOTAL NET YARDS	5270	5669
Avg. Per Game	329.4	354.3
Total Plays	1033	1078
Avg. Per Play	5.1	5.3
NET YARDS RUSHING	2178	2130
Avg. Per Game	136.1	133.1
Total Rushes	477	496
NET YARDS PASSING	3092	3539
Avg. Per Game	193.3	221.2
Sacked/Yards Lost	45/267	28/167
Gross Yards	3359	3706
Att./Completions	511/273	554/310
Completion Pct.	53.4	56.0
Had Intercepted	23	16
PUNTS/AVERAGE	83/45.0	81/42.6
NET PUNTING AVG.	83/36.5	81/36.4
PENALTIES/YARDS	100/852	114/901
FUMBLES/BALL LOST	24/9	17/9
TOUCHDOWNS	42	43
Rushing	20	11
Passing	19	26
Returns	1	2
Defensive	2	4
PATs	40/42	36/42
1-Point PATs	40/40	36/37
2-Point PATs	0/2	0/5
Field Goals	23/28	24/35
TOTAL POINTS	363	366

Scoring	TD	Ru	Pa	RT	PAT	FG	S	Pts
Peterson	0	0	0	0	40/40	23/28	0	109
Warren	16	15	0	0	0	0	0	96
Galloway	9	1	7	1	0	0	0	54
SEA	42	20	19	3	40/40	23/28	1	1363
OPP	43	11	26	6	36/37	24/35	0	366

2-Point PATs: Mirer 0-1, Warren 0-1; SEA 0-2, Opp 0-5.

Rushing	Att	Yds	Avg	LG	TD
Warren	310	1346	4.3	52	15
Broussard	46	222	4.8	21t	1
L. Smith	36	215	6.0	68	0
SEA	477	2178	4.6	86t	20
OPP	496	2130	4.3	46	11

Receiving	No	Yds	Avg	LG	TD
Blades	77	1001	13.0	49	4
Galloway	67	1039	15.5	59t	7
Warren	35	247	7.1	20t	1
Crumpler	23	254	11.0	24	1
SEA	273	3359	12.3	59t	19
OPP	310	3706	12.0	88t	26

Passing	Att	Cmp	Yds	Cmp%	Yds/Att	TD	TD%	Int	Int%	LG	Sacked	Rating
Mirer	391	209	2564	53.5	6.56	13	3.3	20	5.1	59t	42/255	63.7
Friesz	120	64	795	53.3	6.63	6	5.0	3	2.5	43t	3/12	80.4
SEA	511	273	3359	53.4	6.57	19	3.7	23	4.5	59t	45/267	67.6
OPP	554	310	3706	56.0	6.69	26	4.7	16	2.9	88t	28/167	80.2

By Quarters	1	2	3	4	OT	Tot
SEA	79	77	88	119	0	363
OPP	90	128	48	94	6	366

Interceptions	No	Yds	Avg	LG	TD
Blackmon	5	46	9.2	21	0
Gray	4	45	11.3	26	0
SEA	16	127	7.9	32	0
OPP	24	384	16.7	72t	2

Punting	No	Yds	Avg	NetTB	I20	LGB		
Tuten	83	3735	45.0	36.5	8	21	73	0
SEA	83	3735	45.0	36.5	8	21	73	0
OPP	81	3449	42.6	36.4	6	24	62	0

Punt Returns	No	FC	Yds	Avg	LG	TD
Galloway	36	12	360	10.0	89t	1
SEA	40	13	384	9.6	89t	1
OPP	48	7	549	11.4	44	0

Kickoff Returns	No	Yds	Avg	LG	TD
Broussard	43	1064	24.7	70	0
SEA	72	1620	22.5	70	0
OPP	70	1669	23.8	99t	2

FGs	1-19	20-29	30-39	40-49	50+
Peterson	1/1	5/5	9/10	8/10	0/2
SEA	1/1	5/5	9/10	8/10	0/2
OPP	1/1	10/13	5/7	7/9	1/5

DEFENSIVE STATISTICS

(According to Unofficial Press Box Statistics)

Tackles										
Player	T	S	A	Sa	T/L	PD	FF	FR		
Wooden	135	114	21	0.0	10.5	8	1	0		
E. Robinson	105	79	26	0.0	1.0	4	0	1		
Moss	88	65	23	2.0	5.5	5	1	2		
C. Harris	85	77	8	0.0	1.0	12	1	1		
Gray	73	68	5	0.0	0.5	19	0	0		

NOTABLE

Record (Finish): 8-8, 3rd AFC West
Head Coach: Dennis Erickson (8-8)
Assistants: Gregg Smith (Asst. HC/TEs), Bob Bratkowski (Off. Coord./WRs), Greg Mc Mackin (Def. Coord.), Dave Arnold (Sp. Teams), Tommy Brasher (DL), Dave Brown (Def), Tom Catlin (Qual. Control), Ned James (Off. Asst.), Dana LeDuc (Stren. & Cond.), Arnie Matsumoto (Def. Asst.), Howard Mudd (OL), Rich Olson (OBs), Mike Murphy (LBs), Willy Robinson (DBs), Clarence Shelmon (RBs)
Captains: Rick Mirer (Off), Eugene Robinson (Def), Trey Junkin (Sp. Teams)
MVP: RB Chris Warren
Pro Bowl: RB Chris Warren (3), DT Cortez Kennedy (5)
National Honors: WR Steve Largent inducted into Pro Football Hall of Fame.
Starters: Offense: *WR Joey Galloway (16), LT James Atkins (16), *LG Matt Joyce (13), LG Jeff Blackshear (3), C Jim Sweeney (16), RG Kevin Mawae (16), RT Howard Ballard (16), *TE Christian Fauria (9), TE Carlester Crumpler (7), WR Brian Blades (16), QB Rick Mirer (13), QB John Friesz (3), RB Chris Warren (16), FB Steve Smith (7), FB Tracy Johnson (4), FB Mack Strong (2), WR Robb Thomas (2).
Defense: LE Michael Sinclair (15), LE Brent Williams (1), LT Joe Nash (11), LT Sam Adams (5), RT Cortez Kennedy (16), RE Brent Williams (9), RE Antonio Edwards (7), SLB Terry Wooden (16), MLB Tyrone Stowe (6), MLB Dean Wells (10), WLB Winston Moss (16), LCB Carlton Gray (16), RCB Corey Harris (16), SS Robert Blackmon (13), SS Rafael Robinson (3), FS Eugene Robinson (16).
Specialists: K Todd Peterson (16), P Rick Tuten (16), LS Trey Junkin (16).

* Rookie or first-year player

PRESEASON RESULTS

1976

Preseason (1-5)

Sun.	8/1	L	20-27	San Francisco	60,825
Sat.	8/7	L	16-27	Chicago (Joe Albi Stadium, Spokane, Wash.)	14,484
Sat.	8/14	L	13-16	L.A. Rams	62,532
Sat.	8/21	L	7-52	at Denver	22,887
Sun.	8/29	W	17-16	San Diego	59,092
Sat.	9/4	L	28-45	at Oakland	51,487

1977

Preseason (3-3)

Sun.	8/7	W	34-24	at San Francisco	38,024
Sat.	8/13	W	23-17 (ot)	Dallas	58,789
Thur.	8/18	W	12-10	Oakland	62,187
Sat.	8/27	L	14-16	Detroit	56,345
Fri.	9/2	L	10-27	Denver	54,916
Sun.	9/11	L	20-38	at San Diego	27,505

1978

Preseason (3-1)

Fri.	8/4	W	17-9	San Diego	58,853
Sat.	8/12	W	20-6	at San Francisco	36,069
Thur.	8/17	L	7-26	L.A. Rams	63,235
Thur.	8/24	W	16-7	Chicago	54,844

1979

Preseason (3-1)

Thur.	8/2	W	12-9 (ot)	Minnesota	60,881
Sun.	8/12	W	27-17	Dallas	59,960
Sat.	8/18	L	17-21	at L.A. Rams	46,083
Fri.	8/24	W	55-20	San Francisco	59,941

1980

Preseason (3-1)

Thur.	8/7	W	14-10	Atlanta	59,555
Mon.	8/18	L	7-24	Miami	59,550
Sat.	8/23	W	10-7	at San Francisco	41,841
Fri.	8/29	W	30-23	New England	56,947

1981

Preseason (1-3)

Wed.	8/5	L	24-27 (ot)	San Francisco	56,958
Fri.	8/14	L	21-30	St. Louis	55,520
Sat.	8/22	L	17-24	at San Francisco	37,563
Fri.	8/28	W	31-17	Baltimore	55,794

1982

Preseason (1-3)

Fri.	8/13	W	14-0	St. Louis	55,575
Sat.	8/21	L	3-7	at Minnesota	57,880
Sat.	8/28	L	13-23	at L.A. Rams	54,537
Fri.	9/3	L	13-17	San Francisco	57,839

1983

Preseason (2-2)

Fri.	8/5	L	7-10	at Denver	53,887
Fri.	8/12	W	38-21	Green Bay	54,443
Fri.	8/19	L	17-19	Minnesota	54,402
Sat.	8/27	W	20-6	at San Francisco	47,074

1984

Preseason (4-1)

Sat.	7/28	W	38-0	Tampa Bay (Hall of Fame Game, Canton, Ohio)	22,250
Sat.	8/4	W	7-3	Buffalo	53,360
Sat.	8/11	W	28-24	at Detroit	41,414
Fri.	8/17	W	17-7	St. Louis	53,772
Fri.	8/24	L	7-17	at San Francisco	49,219

1985

Preseason (2-2)

Sat.	8/10	L	7-19	at Indianapolis	60,014
Fri.	8/16	W	28-3	Detroit	57,751
Sat.	8/24	W	27-10	at Minnesota	56,562
Fri.	8/30	L	21-23	San Francisco	60,403

1986

Preseason (2-2)

Fri.	8/8	W	21-14	Indianapolis	55,443
Fri.	8/15	L	27-30 (ot)	at Detroit	37,875
Fri.	8/22	W	27-17	Minnesota	57,730
Fri.	8/29	L	10-21	at San Francisco	52,419

1987

Preseason (2-2)

Thur.	8/13	L	14-23	at L.A. Rams	57,772
Sat.	8/22	L	21-28	at St. Louis	25,309
Fri.	8/28	W	38-10	Detroit	59,695
Fri.	9/4	W	34-10	San Francisco	59,653



1988**Preseason (3-1)**

Thur.	8/4	W	21-14	Phoenix	54,778
Thur.	8/11	W	16-13 (ot)	at Detroit	37,993
Fri.	8/19	W	30-13	Buffalo	57,000
Fri.	8/26	L	21-27	at San Francisco	53,357

1989**Preseason (3-1)**

Fri.	8/11	W	16-10 (ot)	at Phoenix	37,158
Sat.	8/19	L	12-17	New England at St. Louis	48,746
Fri.	8/25	W	13-7	Detroit	55,829
Fri.	9/1	W	28-17	San Francisco	58,641

1990**Preseason (4-1)**

Sat.	8/4	L	7-10	Denver (American Bowl at Tokyo, Japan)	48,827
Sat.	8/11	W	34-9	at Phoenix	31,316
Fri.	8/17	W	13-10	Indianapolis	52,475
Fri.	8/24	W	10-3	Tampa Bay	52,301
Fri.	8/31	W	30-10	at San Francisco	55,269

1991**Preseason (2-2)**

Sat.	8/3	L	13-31	Phoenix	49,448
Sat.	8/10	W	17-7	at Indianapolis	47,943
Sat.	8/17	W	23-7	at L.A. Rams	47,834
Fri.	8/23	L	16-28	San Francisco	54,111

1992**Preseason (2-2)**

Thur.	8/6	L	7-21	L.A. Rams	52,360
Sat.	8/15	W	27-10	at Indianapolis	43,272
Sat.	8/22	W	17-10	Phoenix	51,007
Fri.	8/29	L	17-24	at San Francisco	52,822

1993**Preseason (2-2)**

Sat.	8/7	L	13-16 (ot)	Indianapolis	45,055
Sat.	8/14	L	10-23	at Minnesota	42,240
Sat.	8/21	W	30-0	San Francisco	51,086
Sat.	8/28	W	20-10	at Houston	43,678

1994**Preseason (2-2)**

Fri.	8/5	L	9-13	at Indianapolis	40,469
Sat.	8/13	W	29-6	*Tampa Bay	43,633
Sat.	8/20	W	30-19	*Minnesota	45,497
Fri.	8/26	L	9-13	at San Francisco	54,004

*home games played at Husky Stadium

1995**Preseason (2-2)**

Sat.	8/5	W	34-20	St. Louis	35,607
Sat.	8/12	L	17-20	Indianapolis	38,006
Sun.	8/20	W	24-19	at New Orleans	38,228
Fri.	8/26	L	7-17	at San Francisco	53,280



**1996 NFL
SCHEDULES**

1996 NFL PRESEASON SCHEDULE

(All times local except Tokyo which is ET)

July

- 27 Hall of Fame Game Weekend
Pro Football Hall of Fame Game
at Canton, Ohio (ABC)
Indianapolis vs.
New Orleans.....2:30 p.m.
American Bowl at Tokyo (ESPN)
Pittsburgh vs. San Diego..10:00 p.m.
Oakland at Dallas.....8:00 p.m.

First Weekend

August

- 2 New Orleans at Detroit.....7:30 p.m.
N.Y. Giants at
Jacksonville8:00 p.m.
New England at
Green Bay7:00 p.m.
Oakland at Arizona7:30 p.m.
Washington at Buffalo.....7:30 p.m.
3 Atlanta at Seattle.....7:00 p.m.
Chicago at Carolina7:30 p.m.
Denver at San Francisco1:00 p.m.
Houston vs. N.Y. Jets
at Jackson, Miss.....7:00 p.m.
Indianapolis at Cincinnati.....7:30 p.m.
St. Louis at Pittsburgh.....6:00 p.m.
Philadelphia at Baltimore7:30 p.m.
San Diego at Minnesota.....7:00 p.m.
Tampa Bay at Miami.....7:00 p.m.
5 American Bowl at
Monterrey, Mexico (ABC)
Dallas vs. Kansas City7:00 p.m.

Second Weekend

- 8 Buffalo at
Minnesota (TNT)7:00 p.m.
N.Y. Jets at Philadelphia.....7:30 p.m.
Seattle at Oakland5:00 p.m.
9 Jacksonville at St. Louis.....7:00 p.m.
Washington at Detroit7:30 p.m.
10 Atlanta at Tampa Bay7:30 p.m.
Baltimore at
N.Y. Giants (NBC).....1:00 p.m.
Carolina at Denver6:00 p.m.
Cincinnati at Arizona7:30 p.m.
Indianapolis at Houston7:00 p.m.
New Orleans at
Kansas City7:00 p.m.
San Diego at
San Francisco (FOX)5:00 p.m.

- 11 Miami at Chicago (NBC)12:00 p.m.
Pittsburgh at
Green Bay (TNT).....7:00 p.m.
12 New England at
Dallas (ESPN)7:00 p.m.

Third Weekend

- 15 Oakland at
Atlanta (ESPN)8:00 p.m.
16 Cincinnati at Washington8:00 p.m.
Detroit at Houston7:00 p.m.
17 Arizona at San Diego7:00 p.m.
Buffalo at Carolina7:30 p.m.
Chicago at New Orleans7:00 p.m.
Denver at Dallas (FOX).....7:00 p.m.
Green Bay at Baltimore.....7:00 p.m.
N.Y. Giants at N.Y. Jets8:00 p.m.
St. Louis at Kansas City.....7:00 p.m.
Seattle at Indianapolis.....7:00 p.m.
Tampa Bay at Pittsburgh6:00 p.m.
18 Philadelphia at
New England (NBC)1:00 p.m.
San Francisco at
Jacksonville (TNT)8:00 p.m.
19 Minnesota at
Miami (ABC)8:00 p.m.

Fourth Weekend

- 22 Kansas City at
Chicago (ABC)7:00 p.m.
23 Arizona at Atlanta.....7:30 p.m.
Baltimore at Buffalo.....7:30 p.m.
Carolina at N.Y. Giants8:00 p.m.
Detroit at Cincinnati.....7:30 p.m.
Jacksonville at Denver6:00 p.m.
Miami at
Tampa Bay7:30 p.m.
Minnesota at
New Orleans7:00 p.m.
N.Y. Jets at Oakland.....7:00 p.m.
Pittsburgh at
Philadelphia.....7:30 p.m.
San Diego at St. Louis7:00 p.m.
San Francisco at Seattle.....7:00 p.m.
Washington at
New England.....8:00 p.m.
24 Dallas vs. Houston
at Orlando, Fla.6:30 p.m.
Green Bay
at Indianapolis (FOX).....7:00 p.m.

1996 NFL SCHEDULE

(All Times Local)

Sunday, September 1

(First Weekend)

1. Arizona at Indianapolis.....12:00
2. Atlanta at Carolina.....1:00
3. Cincinnati at St. Louis12:00
4. Detroit at Minnesota12:00
5. Green Bay at Tampa Bay.....4:00
6. Kansas City at Houston12:00
7. New England at Miami 4:00
8. New Orleans at
San Francisco1:00
9. N.Y. Jets at Denver2:00
10. Oakland at Baltimore.....1:00
11. Philadelphia at
Washington.....1:00
12. Pittsburgh at Jacksonville.....1:00
13. Seattle at San Diego1:00

Sunday Night

14. Buffalo at N.Y. Giants (TNT) 8:00

Monday, September 2

15. Dallas at Chicago (ABC) 8:00

Sunday, September 8

(Second Weekend)

16. Baltimore at Pittsburgh1:00
17. Carolina at New Orleans12:00
18. Chicago at Washington1:00
19. Cincinnati at San Diego.....1:00
20. Denver at Seattle1:00
21. Houston at
Jacksonville1:00
22. Indianapolis at N.Y. Jets1:00
23. Minnesota at Atlanta1:00
24. New England at Buffalo.....1:00
25. N.Y. Giants at Dallas.....3:00
26. Oakland at Kansas City.....12:00
27. St. Louis at
San Francisco1:00
28. Tampa Bay at Detroit1:00

Sunday Night
29. Miami at Arizona (TNT)5:00

Monday, September 9
30. Philadelphia at
Green Bay (ABC)8:00

Sunday, September 15
(Third Weekend)
(Byes: Atlanta, Carolina,
St. Louis, San Francisco)
31. Arizona at New England.....1:00
32. Baltimore at Houston.....12:00
33. Detroit at Philadelphia1:00
34. Indianapolis at Dallas3:00
35. Jacksonville at Oakland1:00
36. Kansas City at Seattle1:00
37. Minnesota at Chicago12:00
38. New Orleans at Cincinnati.....1:00
39. N.Y. Jets at Miami1:00
40. San Diego at Green Bay12:00
41. Washington at N.Y. Giants.....4:00

Sunday Night
42. Tampa Bay at Denver (TNT)6:00
Monday, September 16
43. Buffalo at Pittsburgh (ABC)9:00

Sunday, September 22
(Fourth Weekend)
(Byes: Baltimore, Cincinnati,
Houston, Pittsburgh)
44. Arizona at New Orleans12:00
45. Chicago at Detroit4:00
46. Dallas at Buffalo4:00
47. Denver at Kansas City12:00
48. Green Bay at Minnesota12:00
49. Jacksonville at New England4:00
50. N.Y. Jets at N.Y. Jets1:00
51. San Diego at Oakland1:00
52. San Francisco at Carolina1:00
53. Seattle at Tampa Bay1:00
54. Washington at St. Louis12:00

Sunday Night
55. Philadelphia at Atlanta (TNT)8:00
Monday, September 23
56. Miami at Indianapolis (ABC)8:00

Sunday, September 29
(Fifth Weekend)
(Byes: Buffalo, Indianapolis,
Miami, New England)
57. Atlanta at San Francisco1:00
58. Carolina at Jacksonville1:00
59. Denver at Cincinnati.....1:00
60. Detroit at Tampa Bay1:00
61. Green Bay at Seattle1:00
62. Houston at Pittsburgh.....1:00
63. Kansas City at San Diego1:00
64. Minnesota at N.Y. Giants1:00
65. New Orleans at Baltimore1:00
66. Oakland at Chicago12:00
67. St. Louis at Arizona1:00

Sunday Night
68. N.Y. Jets at Washington (TNT) ..8:00
Monday, September 30
69. Dallas at Philadelphia (ABC)9:00

Sunday, October 6
(Sixth Weekend)
(Byes: Arizona, Dallas, N.Y. Giants,
Philadelphia, Tampa Bay, Washington)
70. Atlanta at Detroit1:00
71. Carolina at Minnesota12:00
72. Green Bay at Chicago12:00
73. Indianapolis at Buffalo4:00
74. Jacksonville at New Orleans3:00
75. New England at Baltimore.....1:00
76. Oakland at N.Y. Jets1:00
77. San Diego at Denver2:00
78. San Francisco at St. Louis3:00
79. Seattle at Miami1:00
80. Houston at Cincinnati8:00

Monday, October 7
81. Pittsburgh at
Kansas City (ABC)8:00

Sunday, October 13
(Seventh Weekend)
(Byes: Denver, Kansas City,
San Diego, Seattle)
82. Arizona at Dallas12:00

83. Chicago at New Orleans12:00
84. Cincinnati at Pittsburgh1:00
85. Detroit at Oakland1:00
86. Houston at Atlanta1:00
87. Miami at Buffalo1:00
88. Minnesota at Tampa Bay1:00
89. N.Y. Jets at Jacksonville1:00
90. Philadelphia at N.Y. Giants4:00
91. St. Louis at Carolina1:00
92. Washington at New England1:00

Sunday Night
93. Baltimore at
Indianapolis (TNT)7:00

Monday, October 14
94. San Francisco at
Green Bay (ABC)8:00

Thursday, October 17
(Eight Weekend)
(Byes: Chicago, Detroit,
Green Bay, Minnesota)
95. Seattle at Kansas City7:00

Sunday, October 20
96. Atlanta at Dallas12:00
97. Baltimore at Denver2:00
98. Buffalo at N.Y. Jets4:00
99. Cincinnati at San Francisco1:00
100. Jacksonville at St. Louis3:00
101. Miami at Philadelphia1:00
102. New England at Indianapolis.....12:00
103. New Orleans at Carolina1:00
104. N.Y. Giants at Washington1:00
105. Pittsburgh at Houston.....3:00

Sunday Night
106. Tampa Bay at Arizona (TNT)1:00
Monday, October 21
107. Oakland at San Diego (ABC) 6:00

Sunday, October 27
(Ninth Weekend)
(Byes: New Orleans, Oakland)
108. Carolina at Philadelphia1:00
109. Dallas at Miami.....4:00
110. Indianapolis at Washington1:00
111. Jacksonville at Cincinnati1:00
112. Kansas City at Denver2:00
113. N.Y. Giants at Detroit1:00
114. N.Y. Jets at Arizona2:00
115. Pittsburgh at Atlanta1:00
116. St. Louis at Baltimore1:00
117. San Diego at Seattle1:00
118. San Francisco at Houston.....12:00
119. Tampa Bay at Green Bay12:00

Sunday Night
120. Buffalo at New England (TNT) ...8:00
Monday, October 28
121. Chicago at Minnesota (ABC)8:00

Sunday, November 3
(Tenth Weekend)
(Open Dates: Jacksonville, N.Y. Jets)
122. Arizona at N.Y. Giants.....1:00
123. Carolina at Atlanta.....1:00
124. Cincinnati at Baltimore1:00
125. Detroit at Green Bay12:00
126. Houston at Seattle.....1:00
127. Kansas City at Minnesota12:00
128. Miami at New England4:00
129. Philadelphia at Dallas.....12:00
130. St. Louis at Pittsburgh1:00
131. San Diego at Indianapolis1:00
132. Tampa Bay at Chicago12:00
133. Washington at Buffalo4:00

Sunday Night
134. San Francisco at
New Orleans (ESPN)7:00

Monday, November 4
135. Denver at Oakland (ABC)6:00

Sunday, November 10
(Eleventh Weekend)
136. Arizona at Washington1:00
137. Atlanta at St. Louis12:00
138. Baltimore at Jacksonville.....4:00
139. Buffalo at Philadelphia1:00
140. Chicago at Denver2:00
141. Dallas at San Francisco1:00
142. Green Bay at Kansas City12:00
143. Houston at New Orleans12:00
144. Indianapolis at Miami1:00

- 145. Minnesota at Seattle1:00
- 146. New England at N.Y. Jets1:00
- 147. Oakland at Tampa Bay1:00
- 148. Pittsburgh at Cincinnati1:00

Sunday Night

- 149. N.Y. Giants at
Carolina (ESPN).....8:00

Monday, November 11

- 150. Detroit at San Diego (ABC)6:00

Sunday, November 17

(Twelfth Weekend)

- 151. Baltimore at San Francisco1:00
- 152. Carolina at St. Louis12:00
- 153. Chicago at Kansas City12:00
- 154. Cincinnati at Buffalo1:00
- 155. Denver at New England1:00
- 156. Jacksonville at Pittsburgh1:00
- 157. Miami at Houston3:00
- 158. New Orleans at Atlanta1:00
- 159. N.Y. Giants at Arizona2:00
- 160. N.Y. Jets at Indianapolis1:00
- 161. Seattle at Detroit1:00
- 162. Tampa Bay at San Diego1:00
- 163. Washington at Philadelphia1:00

Sunday Night

- 164. Minnesota at Oakland (ESPN) ...5:00

Monday, November 18

- 165. Green Bay at Dallas (ABC)8:00

Sunday, November 24

(Thirteenth Weekend)

- 166. Atlanta at Cincinnati1:00
- 167. Carolina at Houston12:00
- 168. Dallas at N.Y. Giants4:00
- 169. Denver at Minnesota12:00
- 170. Detroit at Chicago12:00
- 171. Indianapolis at New England1:00
- 172. Jacksonville at Baltimore1:00
- 173. New Orleans at Tampa Bay1:00
- 174. N.Y. Jets at Buffalo1:00
- 175. Oakland at Seattle1:00
- 176. Philadelphia at Arizona2:00
- 177. San Diego at Kansas City12:00
- 178. San Francisco at Washington ...1:00

Sunday Night

- 179. Green Bay at
St. Louis (ESPN).....7:00

Monday, November 25

- 180. Pittsburgh at Miami (ABC).....9:00

Thursday, November 28

(Fourteenth Weekend)

- 181. Kansas City at Detroit (NBC) ...12:30
- 182. Washington at Dallas (FOX)3:00

Sunday, December 1

- 183. Arizona at Minnesota12:00
- 184. Buffalo at Indianapolis1:00
- 185. Chicago at Green Bay12:00
- 186. Cincinnati at Jacksonville1:00
- 187. Houston at N.Y. Jets4:00
- 188. Miami at Oakland1:00
- 189. N.Y. Giants at Philadelphia1:00
- 190. Pittsburgh at Baltimore1:00
- 191. St. Louis at New Orleans3:00
- 192. Seattle at Denver2:00
- 193. Tampa Bay at Carolina1:00

Sunday Night

- 194. New England at
San Diego (ESPN)5:00

Monday, December 2

- 195. San Francisco at
Atlanta (ABC)9:00

Thursday, December 5

(Fifteenth Weekend)

- 196. Philadelphia at
Indianapolis (ESPN).....8:00

Sunday, December 8

- 197. Atlanta at New Orleans12:00
- 198. Baltimore at Cincinnati1:00
- 199. Buffalo at Seattle1:00
- 200. Carolina at San Francisco1:00
- 201. Dallas at Arizona2:00
- 202. Denver at Green Bay12:00
- 203. Jacksonville at Houston12:00
- 204. N.Y. Giants at Miami1:00
- 205. N.Y. Jets at New England4:00
- 206. St. Louis at Chicago12:00
- 207. San Diego at Pittsburgh1:00
- 208. Washington at Tampa Bay1:00

Sunday Night

- 209. Minnesota at Detroit (ESPN).....8:00

Monday, December 9

- 210. Kansas City at Oakland (ABC) ..6:00

Saturday, December 14

(Sixteenth Weekend)

- 211. Philadelphia at
N.Y. Jets (FOX)12:30
- 212. San Diego at Chicago (NBC)3:00

Sunday, December 15

- 213. Baltimore at Carolina1:00
- 214. Cincinnati at Houston12:00
- 215. Green Bay at Detroit1:00
- 216. Indianapolis at Kansas City12:00
- 217. New England at Dallas12:00
- 218. New Orleans at N.Y. Giants1:00
- 219. Oakland at Denver2:00
- 220. St. Louis at Atlanta1:00
- 221. San Francisco at Pittsburgh1:00
- 222. Tampa Bay at Minnesota12:00
- 223. Washington at Arizona2:00

Sunday Night

- 224. Seattle at
Jacksonville (ESPN).....8:00

Monday, December 16

- 225. Buffalo at Miami (ABC).....9:00

Saturday, December 21

(Seventeenth Weekend)

- 226. New England at
N.Y. Giants (NBC)12:30
- 227. New Orleans at
St. Louis (FOX)3:00

Sunday, December 22

- 228. Arizona at Philadelphia1:00
- 229. Atlanta at Jacksonville1:00
- 230. Chicago at Tampa Bay1:00
- 231. Dallas at Washington4:00
- 232. Houston at Baltimore1:00
- 233. Indianapolis at Cincinnati1:00
- 234. Kansas City at Buffalo1:00
- 235. Miami at N.Y. Jets1:00
- 236. Minnesota at Green Bay12:00
- 237. Pittsburgh at Carolina1:00
- 238. Seattle at Oakland1:00

Sunday Night

- 238. Denver at San Diego (ESPN).....5:00

Monday, December 23

- 239. Detroit at San Francisco (ABC) ..6:00

1996 NFL POSTSEASON SCHEDULE

- Saturday, Dec. 28
- Sunday, Dec. 29
- Saturday, Jan. 4
- Sunday, Jan. 5
- Sunday, Jan. 12
- Sunday, Jan. 26
- Sunday, Feb. 2

- AFC and NFC Wild Card Playoffs (ABC)
- AFC and NFC Wild Card Playoffs (NBC and FOX)
- AFC and NFC Divisional Playoffs (NBC and FOX)
- AFC and NFC Divisional Playoffs (NBC and FOX)
- AFC and NFC Championship Games (NBC and FOX)
- Super Bowl XXXI at Superdome, New Orleans, LA (FOX)
- AFC-NFC Pro Bowl at Honolulu, HI (ABC)




COACH HAWK

Since his inception in 1990, Coach Hawk, the mascot for the Seahawks anti-drug campaign, has visited over 300 schools and community activities around the state of Washington, enrolling over 40,000 children in the Hawk Club.

Coach Hawk stands for being a good child, doing the right thing, making the right choices and keeping a healthy mind and body. It's the Seahawks effort to educate young people about the dangers of drug use.

The program is two-fold, featuring an activity/coloring book that is sent to all first graders. Each book contains a card to be filled out by the child, enrolling them in the Hawk Club. Each member receives a membership card signed by Coach Hawk, posters, pens, and decals.

For more information on the Hawk Club, contact Sarita Carter at the Seahawks Headquarters, (206) 827-9777.



First down and the rest of your life to go.



Life is a sport. Drink it up.™



Gatorade® Thirst Quencher is the official sports beverage of NFL.